

San Antonio Police Department

Cite and Release Program

2ND QUARTER REPORT

(OCTOBER 1 TO DECEMBER 31, 2020)

FOR THE YEAR ENDING JUNE 30, 2021



Prepared by San Antonio Police Department
MARCH 26, 2021

SAPD Class A/B Misdemeanor Cite & Release Program Report

Year 2, Q2 (October to December 2020)

OVERVIEW

This report outlines the enforcement activity related to the SAPD enhanced Cite and Release program, which began on July 1, 2019. The period covered by this report is October 1, 2020, through December 31, 2020. This program authorizes SAPD Officers to issue citations in lieu of custodial arrest in certain Class A or B misdemeanor offenses codified within Texas Code of Criminal Procedure Article 14.06 (c) and (d). The SAPD amended existing departmental policy and expanded officer discretion to support the enhanced cite and release opportunities. However, in consultation with the Bexar County District Attorney's Office, the Class A and B misdemeanor offense of Penal Code 28.08 Graffiti was excluded from the authority to cite and release. The offenses authorized for cite and release under the enhanced SAPD program is as follows:

1. Class B Possession of Marijuana (0-2 oz.)
2. Class A Possession of Marijuana (2-4 oz.)
3. Class B Possession of Substance in Penalty Group 2-A (0-2 oz.)
E.g. Synthetic cannabinoids
4. Class A Possession of Substance in Penalty Group 2-A (2-4 oz.)
E.g. Synthetic cannabinoids
5. Class B Criminal Mischief (\$100 or over and less than \$750)
E.g. damaged property, broken windows, flattened tires
6. Class B Theft from businesses (\$100 or over and less than \$750)
E.g. shoplifting, retail theft
7. Class B Theft of Service (\$100 or over and less than \$750)
E.g. non-payment of tab or check, rental fee
8. Class B Contraband in a Correctional Facility
E.g. alcohol, controlled substance, deadly weapon, tobacco products
9. Driving While License Invalid

To evaluate the effectiveness of the implementation of the enhanced Cite and Release Program and to provide the community with information on the program, the Department will produce a quarterly report providing information on the following:

1. Enforcement Activity
2. Race/Ethnicity
3. Age
4. Gender
5. Location
6. Offense Type
7. Arrest Reason
8. Officer Availability

This report will compare the results, on a quarterly basis, to the results of the first year of implementation of the program.

SAPD Class A/B Misdemeanor Cite & Release Program Report

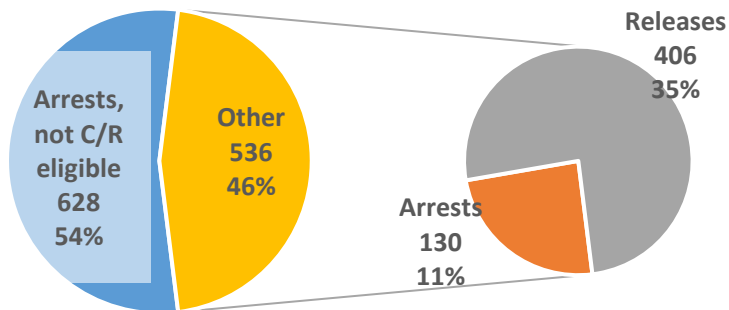
Year 2, Q2 (October to December 2020)

SUMMARY

During the period of October through December 2020, the SAPD encountered 1,164 individuals for eligible offenses, via either custodial arrest or issuing a misdemeanor citation. Of the 1,164 individuals encountered, 628 individuals (54%) had outstanding warrants and/or multiple arrests, making them ineligible for citation and release. 536 (46%) encounters were eligible for citation and release.

The table below provides a breakdown of these police encounters by race/ethnicity.

Race/ Ethnicity	Total Encounters	Arrests (not C/R eligible)	Other Arrests	Released
Hispanic	805	433	84	288
White	171	96	24	51
African American	176	94	21	61
Other Race	12	5	1	6
Total	1,164	628	130	406
% of Total	100%	54%	11%	35%



Of the 536 individuals eligible for cite and release, 406 were released and 130 were arrested.

The table below provides detail on the 536 encounters which were eligible for cite and release, disaggregated by race and ethnicity. Release rates in these cases are fairly consistent, ranging from 68% for whites to 77% for Hispanics.

Race/ Ethnicity	C/R Eligible Encounters	Individuals Arrested	Individuals Released	Release Rate, eligible encounters
Hispanic	372	84	288	77%
White	75	24	51	68%
African American	82	21	61	74%
Other Race	7	1	6	86%
Total	536	130	406	76%

SAPD Class A/B Misdemeanor Cite & Release Program Report

Year 2, Q2 (October to December 2020)

1. ENFORCEMENT ACTIVITY

During the period of October through December 2020 (Year 2, Q2 of the program), a total of 1,164 individuals were encountered for eligible offenses, resulting in either a custodial arrest, a citation, or another form of release which can include medical release, emergency detention, and public intoxication hold. During the Year 2, Q2 period, 758 individuals were arrested and 406 (35%) were released (citations plus other releases). Table 1.1 below compares arrests and releases during the current quarter of the program with the same quarter of the prior year, and Table 1.2 compares current program year to date (July to December 2020) with the same period of the prior year. Rates of arrest and release are similar across comparison periods.

Table 1.1 – Total Arrests and Citations, current quarter compared to same quarter prior year

	Year 1, Q2 <i>Oct to Dec 2019</i>		Year 2, Q2 <i>Oct to Dec 2020</i>	
	Total	%	Total	%
No. of Arrests	1,108	63%	758	65%
No. of Citations	627	36%	402	35%
Other Releases	15	1%	4	0.3%
Total	1,750	100%	1,164	100%
Release Rate*		37%		35%

*Release Rate = Citations plus Other Releases divided by Total.

Table 1.2 – Total Arrests and Citations, current year to date (YTD) compared to prior YTD

	Year 1, Q2 YTD <i>Jul to Dec 2019</i>		Year 2, Q2 YTD <i>Jul to Dec 2020</i>	
	Total	%	Total	%
No. of Arrests	2,194	64%	1,687	65%
No. of Citations	1,198	35%	877	34%
Other Releases	32	1%	34	1%
Total	3,424	100%	2,598	100%
Release Rate		36%		35%

SAPD Class A/B Misdemeanor Cite & Release Program Report

Year 2, Q2 (October to December 2020)

2. RACE/ETHNICITY

Table 2.1 identifies the race or ethnicity of individuals encountered for offenses eligible for cite and release during the current program quarter and compares those rates with the same quarter of the prior year. Table 2.2 compares current program year to date (July to December 2020) with the same period of the prior year. The racial or ethnic distribution of offenders were similar across comparison periods.

Table 2.1 – Arrestee Racial/Ethnic Demographic Breakdown, current quarter compared to same quarter prior year

Race / Ethnicity	San Antonio Demographics*	Year 1, Q2 Oct to Dec 2019		Year 2, Q2 Oct to Dec 2020	
		Offenders	Offense %	Offenders	Offense %
Hispanic	64.2%	1,244	71%	805	69%
White	24.8%	257	15%	171	15%
African American	6.9%	234	13%	176	15%
Other Race	4.1%	15	1%	12	1%
Total	100%	1,750	100%	1,164	100%

*Source: <https://www.census.gov/quickfacts/sanantoniocitytexas>

Table 2.2 – Arrestee Racial/Ethnic Demographic Breakdown, current year to date (YTD) compared to prior YTD

Race / Ethnicity	San Antonio Demographics*	Year 1, Q2 YTD Jul to Dec 2019		Year 2, Q2 YTD Jul to Dec 2020	
		Offenders	Offense %	Offenders	Offense %
Hispanic	64.2%	2,354	69%	1,761	68%
White	24.8%	533	16%	409	16%
African American	6.9%	507	15%	404	16%
Other Race	4.1%	30	1%	24	1%
Total	100%	3,424	100%	2,598	100%

Table 2.3 reflects the release rates across racial and ethnic groups for both the current quarter and the current year to date. The release rate is calculated by dividing the number of releases by the total number of offenses shown in Tables 2.1 and 2.2. Release rates are similar for Hispanic, White, and African American offenders, ranging from 30-36% in the current program quarter and year.

Table 2.3 – Release Rates by Race/Ethnicity

Race / Ethnicity	Year 1, Q2 Oct to Dec 2019		Year 2, Q2 Oct to Dec 2020		Year 1, Q2 YTD Jul to Dec 2019		Year 2, Q2 YTD Jul to Dec 2020	
	Released	Rel. %	Released	Rel. %	Released	Rel. %	Released	Rel. %
Hispanic	438	35%	288	36%	827	35%	620	35%
White	104	40%	51	30%	201	38%	147	36%
African American	91	39%	61	35%	189	37%	134	33%
Other Race	9	60%	6	50%	13	43%	10	42%
Total	642	37%	406	35%	1,230	36%	911	35%

SAPD Class A/B Misdemeanor Cite & Release Program Report Year 2, Q2 (October to December 2020)

3. AGE

Tables 3.1 below reflects the age distribution of individuals encountered for offenses eligible for cite and release during the current program quarter and compares those rates with the same quarter of the prior year. Table 3.2 shows the same information but compares the current program year to date (July to December 2020) with the same period of the prior year. Across all comparison periods, more than 80% of offenders are 40 or younger. This finding is consistent with other general trends in crime skewing towards younger adults.

Table 3.1 – Arrests and Releases by Age Range, current quarter compared to same quarter prior year

Age Range	Year 1, Q2 Oct to Dec 2019			Year 2, Q2 Oct to Dec 2020				
	Offenses	Release	Rel. %	Offenses	Off. %	Arrest	Release	Rel. %
<20	349	174	50%	179	15%	94	85	47%
21 - 30	683	228	33%	469	40%	313	156	33%
31 - 40	432	146	34%	323	28%	225	98	30%
41 - 50	186	53	28%	121	10%	80	41	34%
51 - 60	83	34	41%	54	5%	37	17	31%
61 - 70	17	7	41%	15	1%	7	8	53%
70+	0	0	N/A	3	0%	2	1	33%
Total	1,750	642	37%	1,164	100%	758	406	35%

Table 3.2 – Arrests and Releases by Age Range, current year to date (YTD) compared to prior YTD

Age Range	Year 1, Q2 YTD Jul to Dec 2019			Year 2, Q2 YTD Jul to Dec 2020				
	Offenses	Release	Rel. %	Offenses	Off. %	Arrest	Release	Rel. %
<20	527	257	49%	397	15%	224	173	44%
21 - 30	1,390	469	34%	1,018	39%	675	343	34%
31 - 40	932	311	33%	701	27%	480	221	32%
41 - 50	380	117	31%	321	12%	209	112	35%
51 - 60	158	62	39%	120	5%	75	45	38%
61 - 70	34	13	38%	35	1%	22	13	37%
70+	3	1	33%	6	0%	2	4	67%
Total	3,424	1,230	36%	2,598	100%	1,687	911	35%

SAPD Class A/B Misdemeanor Cite & Release Program Report

Year 2, Q2 (October to December 2020)

4. GENDER

Table 4.1 identifies the gender of individuals encountered for offenses eligible for cite and release during the current program quarter and compares those rates with the same quarter of the prior year. Table 4.2 compares that data for the current program year to date (July to December 2020) with the same period of the prior year. The data demonstrates that 76% of the arrestees were male while 24% were female. The release rate is 33% for males and 42% for females. This is consistent with the previous year where females were released at a higher rate than males.

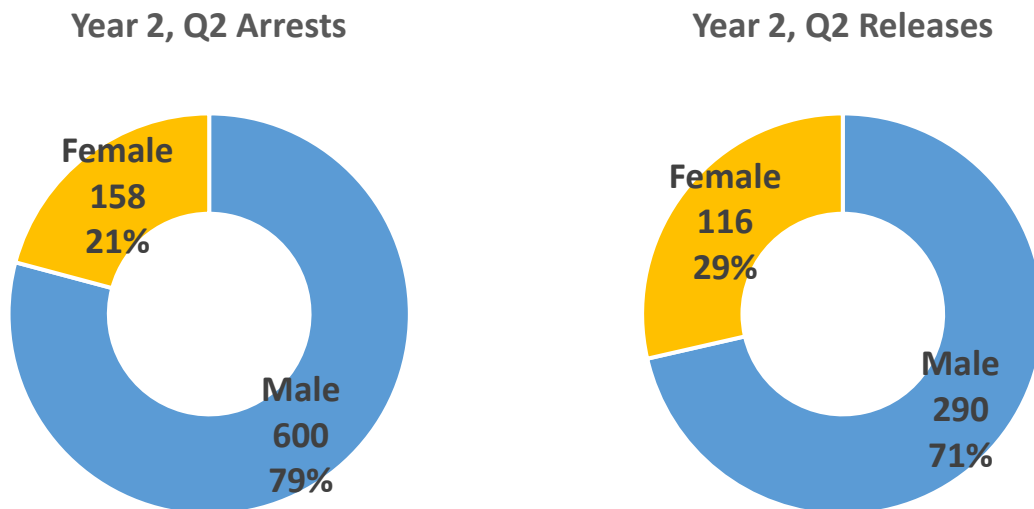
Table 4.1 – Arrestee Gender, current quarter compared to same quarter prior year

Gender	Year 1, Q2 Oct to Dec 2019				Year 2, Q2 Oct to Dec 2020			
	Arrest	Release	Total	Rel. %	Arrest	Release	Total	Rel. %
Male	794	430	1,224	35%	600	290	890	33%
Female	314	212	526	40%	158	116	274	42%
Total	1,108	642	1,750	37%	758	406	1,164	35%

Table 4.2 – Arrestee Gender, current year to date (YTD) compared to prior YTD

Gender	Year 1, Q2 YTD Jul to Dec 2019				Year 2, Q2 YTD Jul to Dec 2020			
	Arrest	Release	Total	Rel. %	Arrest	Release	Total	Rel. %
Male	1,596	856	2,452	35%	1,276	673	1,949	35%
Female	598	374	972	38%	411	238	649	37%
Total	2,194	1,230	3,424	36%	1,687	911	2,598	35%

Figure 4.1 – Gender distribution of individuals arrested and released, current quarter



SAPD Class A/B Misdemeanor Cite & Release Program Report

Year 2, Q2 (October to December 2020)

5. LOCATION

Table 5.1 identifies enforcement activity by location within the applicable SAPD Service Area during the current program quarter and compares those rates with the same quarter of the prior year. Table 5.2 compares that data for the current program year to date (July to December 2020) with the same period of the prior year. The number of total arrests and citations during Year 2, Q2 range from a low of 131 in the Prue Service Area to a high of 254 arrests in the West Service Area. The SAPD Service Area with the lowest release rate was the Central Service Area at 27% and the highest release rate was 44% in the East Service Area.

Table 5.1 – Release Rates by Service Area, current quarter compared to same quarter prior year

Service Area	Year 1, Q2 Oct to Dec 2019				Year 2, Q2 Oct to Dec 2020			
	Arrest	Release	Total	Rel. %	Arrest	Release	Total	Rel. %
Central	209	129	338	38%	145	54	199	27%
North	126	94	220	43%	101	53	154	34%
East	170	88	258	34%	103	81	184	44%
West	212	143	355	40%	159	95	254	37%
South	241	112	353	32%	140	79	219	36%
Prue	135	70	205	34%	91	40	131	31%
Outside COSA	15	6	21	29%	19	4	23	17%
Total	1,108	642	1,750	37%	758	406	1,164	35%

Table 5.2 – Release Rates by Service Area, current year to date (YTD) compared to prior YTD

Service Area	Year 1, Q2 YTD Jul to Dec 2019				Year 2, Q2 YTD Jul to Dec 2020			
	Arrest	Release	Total	Rel. %	Arrest	Release	Total	Rel. %
Central	462	286	748	38%	310	156	466	33%
North	261	186	447	42%	215	129	344	38%
East	314	151	465	32%	267	153	420	36%
West	434	270	704	38%	322	206	528	39%
South	423	204	627	33%	370	172	542	32%
Prue	279	124	403	31%	178	85	263	32%
Outside COSA	21	9	30	30%	25	10	35	29%
Total	2,194	1,230	3,424	36%	1,687	911	2,598	35%

SAPD Class A/B Misdemeanor Cite & Release Program Report

Year 2, Q2 (October to December 2020)

6. OFFENSE TYPE

Table 6.1 identifies the enforcement activity by type of offense during the current program quarter and compares the enforcement activity with the same quarter of the prior year. Table 6.2 compares the same information for the current program year to date (July to December 2020) with the same period of the prior year. Class B Theft and Possession of 0-2 ounces of marijuana make up a total of 82% of offenses. Class B Theft has a higher citation release rate of 56% during Year 2, Q2, as compared to the release rate of 34% for Possession of Marijuana 0-2 oz. Release rates by offense type are similar with prior year comparisons.

Table 6.1 – Arrests by Offense type, current quarter compared to same quarter prior year

Offense Type	Year 1, Q2		Year 2, Q2			
	Oct to Dec 2019		Oct to Dec 2020			
	Total	Rel. %	Arrest	Release	Total	Rel. %
Contraband in Correctional Facility	2	0%	0	0	0	N/A
Criminal Mischief \$100 to <\$750	93	10%	86	7	93	8%
Driving While License Invalid	15	33%	9	7	16	44%
Class B Theft \$100 to <\$750	386	57%	92	117	209	56%
Class B Theft of Service \$100 to <\$750	9	33%	1	0	1	0%
Poss. Marijuana 0 to 2oz	1,077	35%	495	254	749	34%
Poss. Marijuana 2 to 4oz	50	22%	23	10	33	30%
Poss. Sch. 2A Ctrlld Substance < 2oz	115	11%	51	10	61	16%
Poss. Sch. 2A Ctrlld Substance 2 to < 4oz	3	0%	1	1	2	50%
Total	1,750	37%	758	406	1,164	35%

Table 6.2 – Arrests by Offense Type, current year to date (YTD) compared to prior YTD

Offense Type	Year 1, Q2 YTD		Year 2, Q2 YTD			
	Jul to Dec 2019		Jul to Dec 2020			
	Total	Rel. %	Arrest	Release	Total	Rel. %
Contraband in Correctional Facility	3	0%	1	0	1	0%
Criminal Mischief \$100 to <\$750	173	11%	184	20	204	10%
Driving While License Invalid	31	45%	16	11	27	41%
Class B Theft \$100 to <\$750	722	53%	175	230	405	57%
Class B Theft of Service \$100 to <\$750	15	40%	3	3	6	50%
Poss. Marijuana 0 to 2oz	2,088	35%	1,122	591	1,713	35%
Poss. Marijuana 2 to 4oz	77	25%	57	22	79	28%
Poss. Sch. 2A Ctrlld Substance < 2oz	307	20%	128	33	161	20%
Poss. Sch. 2A Ctrlld Substance 2 to < 4oz	8	0%	1	1	2	50%
Total	3,424	36%	1,687	911	2,598	35%

SAPD Class A/B Misdemeanor Cite & Release Program Report

Year 2, Q2 (October to December 2020)

7. ARREST REASON

The reason officers effect a custodial arrest can vary widely and current SAPD policy identifies certain circumstances where a custodial arrest is required. Table 7.1 identifies the reason for officers effecting a custodial arrest. During Year 2, Q2, 628 (83%) of 758 custodial arrests were made in instances when the arrestee had outstanding warrants or multiple charges, rendering them ineligible for citation and release because an arrest is mandatory in these cases.

Table. 7.1 – Reason for Custodial Arrest

Arrest Reason	Year 1, Q2 Oct to Dec 2019		Year 2, Q2 Oct to Dec 2020	
	Total	%	Total	%
Multiple Charges	557	50%	466	61%
Warrants	397	36%	162	21%
Mandatory arrests - not eligible for C/R	954	86%	628	83%
Victim Custodial Arrest Demand / Expected	51	5%	47	6%
Medical / Self Harm	27	2%	9	1%
Uncooperative Suspect	23	2%	19	3%
Unspecified	9	1%	26	3%
Insufficient ID	8	1%	5	1%
Suspect of Other Criminal Behavior	7	1%	19	3%
Not Bexar County Resident	4	0%	5	1%
Not Listed DWI/DWLI	25	2%	0	0%
Total	1,108	100%	758	100%

During Year 2, Q2, 130 arrests were made in cases that did not involve warrants or multiple charges. Table 7.2 below shows the proportion of arrestees by race and ethnicity across all arrests, cite and release eligible arrests, and mandatory arrests. The racial and ethnic makeup of arrestees is consistent across types of arrest.

Table. 7.2 – Demographics and Custodial Arrest by Race/Ethnicity

Race / Ethnicity	Year 1, Q2 Oct to Dec 2019						Year 2, Q2 Oct to Dec 2020					
	Total Arrests		C/R Eligible Arrests		Mandatory Arrests		Total Arrests		C/R Eligible Arrests		Mandatory Arrests	
Hispanic	806	73%	107	69%	699	73%	517	68%	84	65%	433	69%
White	153	14%	23	15%	130	14%	120	16%	24	18%	96	15%
African American	143	13%	23	15%	120	13%	115	15%	21	16%	94	15%
Other Race	6	1%	1	1%	5	1%	6	1%	1	1%	5	1%
Total	1,108	100%	154	100%	954	100%	758	100%	130	100%	628	100%

SAPD Class A/B Misdemeanor Cite & Release Program Report

Year 2, Q2 (October to December 2020)

8. OFFICER AVAILABILITY

Cite and release saves officer time because issuing a citation takes less time than completing an arrest. Tables 8.1 and 8.2 show officer time saved according to the average amount of time an officer spends on an arrest for a particular offense. During Year 2, Q2, the officer time saved by issuing citations was crimes was 726 hours. The full-time equivalent (FTE) for an officer's time is estimated at 410 hrs per quarter, so the citations issued in Year 2, Q2 resulted in a time saving of 1.8 FTEs. Over the current year-to-date, cite and release has saved approximately 2 FTEs of officer time.

Table 8.1 – Reduced Officer Time On Call, current quarter compared to same quarter prior year

Offense Type	Avg. minutes for arrest	Year 1, Q2 Oct to Dec 2019		Year 2, Q2 Oct to Dec 2020	
		Releases	Hrs saved	Releases	Hrs saved
Contraband In Correctional Facility	N/A	0	N/A	0	N/A
Criminal Mischief \$100 to <\$750	0	9	0	7	0
Driving While License Invalid	70	5	6	7	8
Class B Theft \$100 to <\$750	117	219	427	117	228
Class B Theft of Service \$100 to <\$750	14	3	1	0	0
Poss. Marijuana 0 to 2oz	112	382	713	254	474
Poss. Marijuana 2 to 4oz	32	11	6	10	5
Poss. Sch. 2A Ctrl'd Subst. < 2oz	63	13	14	10	11
Poss. Sch. 2A Ctrl'd Subst. 2 to < 4oz	0	0	0	1	0
Total			1,166	406	726
Officer FTE (hrs)	410	642	2.8 FTE		1.8 FTE

Table 8.2 – Reduced Officer Time On Call, current year to date (YTD) compared to prior YTD

Offense Type	Avg. minutes for arrest	Year 1, Q2 YTD Jul to Dec 2019		Year 2, Q2 YTD Jul to Dec 2020	
		Releases	Hrs saved	Releases	Hrs saved
Contraband In Correctional Facility	N/A	0	N/A	0	N/A
Criminal Mischief \$100 to <\$750	0	19	0	20	0
Driving While License Invalid	70	14	16	11	13
Class B Theft \$100 to <\$750	117	383	747	230	449
Class B Theft of Service \$100 to <\$750	14	6	1	3	1
Poss. Marijuana 0 to 2oz	112	727	1,357	591	1,103
Poss. Marijuana 2 to 4oz	32	19	10	22	12
Poss. Sch. 2A Ctrl'd Subst. < 2oz	63	62	65	33	35
Poss. Sch. 2A Ctrl'd Subst. 2 to < 4oz	0	0	0	1	0
Total			2,197	911	1,612
Officer FTE (hrs)	820	1,230	2.7 FTE		2 FTE

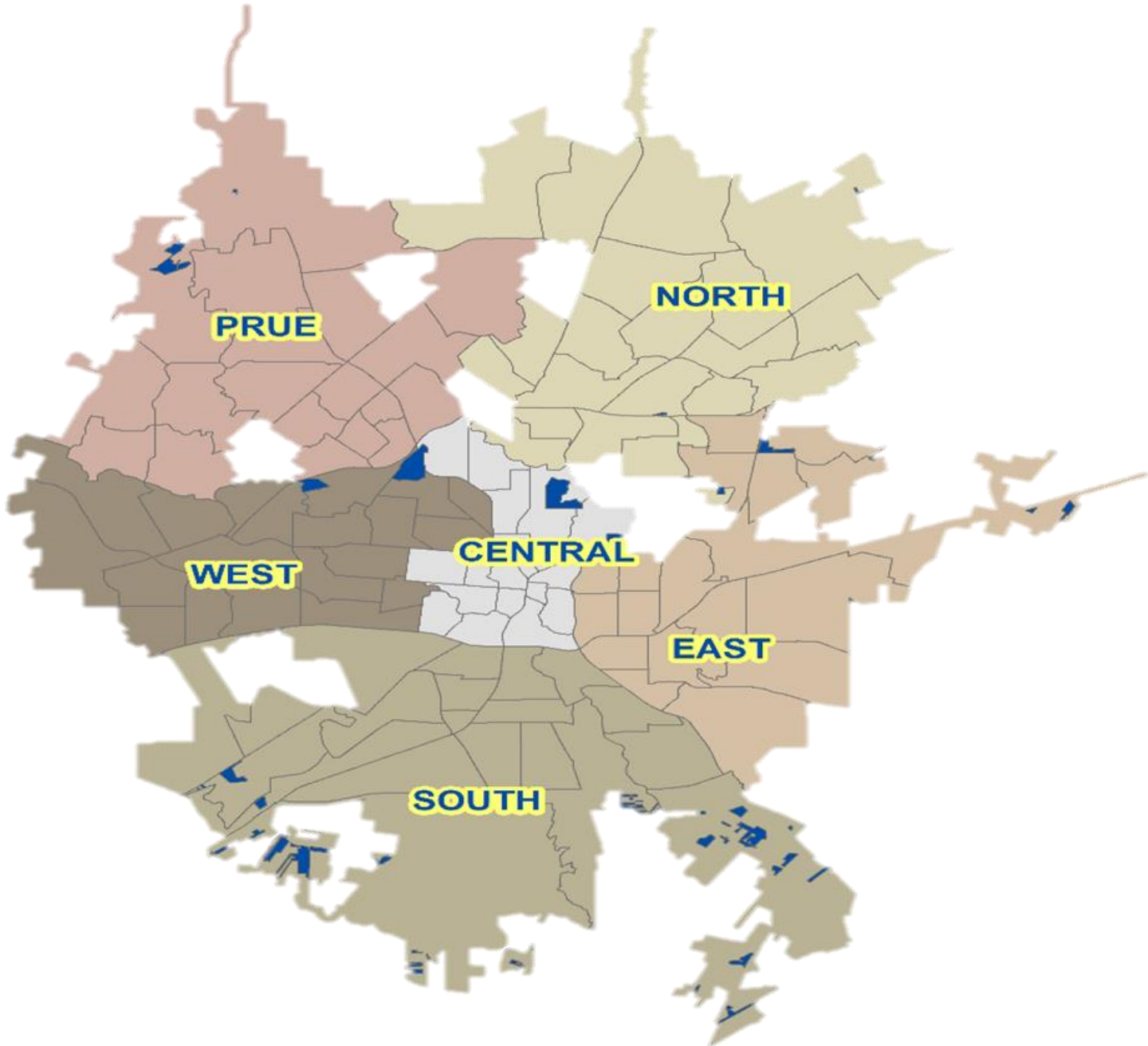
SAPD Class A/B Misdemeanor Cite & Release Program Report
Year 2, Q2 (October to December 2020)

APPENDIX

SAPD Class A/B Misdemeanor Cite & Release Program Report

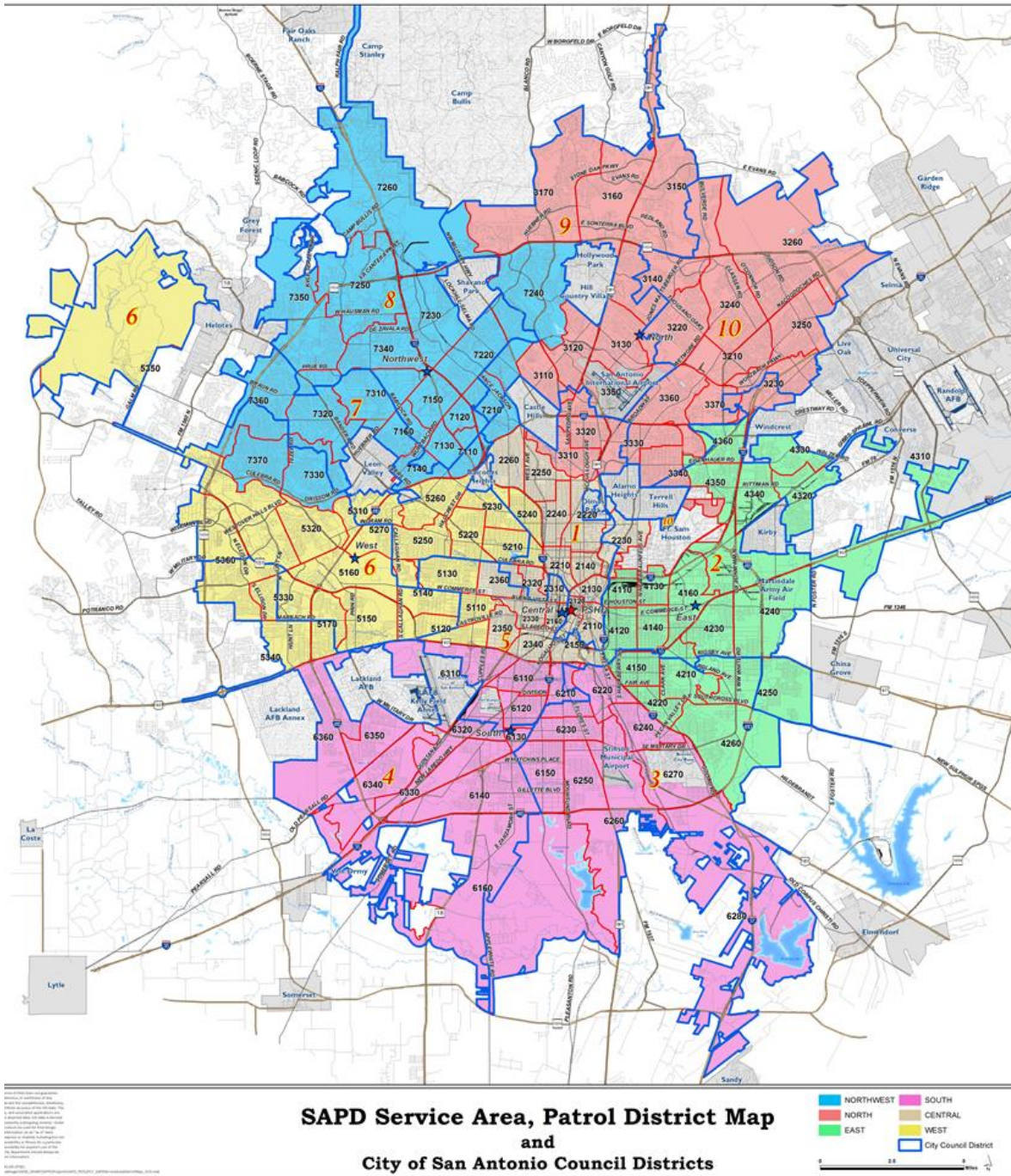
Year 2, Q2 (October to December 2020)

SUBSTATION MAP



SAPD Class A/B Misdemeanor Cite & Release Program Report Year 2, Q2 (October to December 2020)

SUBSTATION MAP – COUNCIL DISTRICTS



SAPD Class A/B Misdemeanor Cite & Release Program Report Year 2, Q2 (October to December 2020)

CITATION BOOK

**SAN ANTONIO POLICE DEPARTMENT
CITE AND RELEASE
CITATION**

INSTRUCTIONS:

- 1) **ELIGIBLE OFFENSES:** ARE LISTED IN GENERAL MANUAL PROCEDURE 505.06.B.
 - a) An Officer who determines probable cause has been established for any of the eligible offenses can issue a citation if the offender does not have any of the restrictions listed in General Manual Procedure 505.05.A or .06.A.
- 2) **Report Responsibility:** When officers issue a Cite and Release Citation in lieu of custodial arrest, the officers shall:
 - a) Create an offense report;
 - b) Document the citation number in the report;
 - c) Submit the report for approval;
 - d) The report shall be submitted to the DA's Office per General Manual Procedure 505.03.B.
- 3) **The original citation** is submitted in an envelope through bin mail to: *DA's Office, Intake Division, Attn: Cite and Release.*
- 4) **Date of Appearance** should be set 10 days from the date the citation is issued.
- 5) **Return** empty ticket books to Records Unit for destruction.

IF FOUND PLEASE RETURN

**SAN ANTONIO POLICE DEPARTMENT
CITE AND RELEASE CITATION**

No. CR 0003175

ROUTING OF REPORT
DISTRICT ATTORNEY'S OFFICE

DATE ISSUED			TIME ISSUED			DAY OF WEEK		
MONTH	DAY	YEAR						
(PRINT) LAST NAME			FIRST			MIDDLE		

RESIDENCE ADDRESS

CITY			ZIP CODE			PHONE		
------	--	--	----------	--	--	-------	--	--

BUSINESS ADDRESS (OR SCHOOL ATTENDED)

CITY			ZIP CODE			BUSINESS PHONE		
------	--	--	----------	--	--	----------------	--	--

RACE	SEX	HAIR	EYES	HEIGHT	WEIGHT	DATE OF BIRTH	
						/ /	

DRIVER'S STATE NUMBER			SOCIAL SECURITY NUMBER		
LICENSE					

OTHER ID OR EMAIL ADDRESS:

VIOLATION CHARGED

BASED UPON THE INFORMATION CONTAINED HEREIN, A COMPLAINT WILL BE FILED AGAINST YOU FOR THE VIOLATION INDICATED BELOW

OFFENSE(S) NOT COMMITTED IN MY PRESENCE
 CERTIFIED ON INFORMATION AND BELIEF.

PLACE OF OFFENSE

BADGE NO.	DISTRICT OF ARREST	ASSIGNMENT NO.
-----------	--------------------	----------------

SIGNATURE OF OFFICER

By signing below, I agree: 1) to report to the Bexar County District Attorney's Office at the ReEntry Center at 222 S. Comal for further instructions. I will report no sooner than the date written below and no later than 30 days after that date; and 2) to be contacted at the phone number or email address provided for purposes related to this citation, including notification of reporting.

DATE OF APPEARANCE: / / (Date should be 10 days from issue)

SIGNATURE: _____

THIS IS NOT AN ADMISSION OF GUILT
SEE REVERSE SIDE FOR MORE INSTRUCTIONS

SAPD Class A/B Misdemeanor Cite & Release Program Report Year 2, Q2 (October to December 2020)

ANNUAL CUSTODIAL ARRESTS/CITATIONS BY PATROL DISTRICT

Central Service Area

Year 2, Q2 October - December 2020				
Substation	Patrol District	Custodial Arrest	Citation / Released Other	Totals
Central	2110	8	3	11
Central	2120	15	9	24
Central	2130	15	2	17
Central	2140	7	2	9
Central	2150	6	3	9
Central	2160	5	1	6
Central	2210	8	1	9
Central	2220	36	11	47
Central	2230	2	0	2
Central	2240	1	0	1
Central	2250	3	1	4
Central	2260	9	6	15
Central	2310	6	1	7
Central	2320	4	3	7
Central	2330	3	6	9
Central	2340	6	0	6
Central	2350	6	1	7
Central	2360	5	4	9
Totals		145	54	199

North Service Area

Year 2, Q2 October - December 2020				
Substation	Patrol District	Custodial Arrest	Citation / Released Other	Totals
North	3110	5	2	7
North	3120	2	0	2
North	3130	4	2	6
North	3140	3	2	5
North	3150	2	3	5
North	3160	3	8	11
North	3170	0	2	2
North	3210	11	9	20
North	3220	4	0	4
North	3230	5	1	6
North	3240	12	2	14
North	3250	1	0	1
North	3260	4	3	7
North	3310	4	0	4
North	3320	15	13	28
North	3330	3	1	4
North	3340	4	1	5
North	3350	9	2	11
North	3360	2	0	2
North	3370	8	2	10
Totals		101	53	154

SAPD Class A/B Misdemeanor Cite & Release Program Report Year 2, Q2 (October to December 2020)

ANNUAL CUSTODIAL ARRESTS/CITATIONS BY PATROL DISTRICT

South Service Area

Year 2, Q2 October - December 2020				
Substation	Patrol District	Custodial Arrest	Citation / Released Other	Totals
South	6110	3	1	4
South	6120	2	5	7
South	6130	3	4	7
South	6140	7	0	7
South	6150	3	1	4
South	6160	0	0	0
South	6210	53	32	85
South	6220	9	11	20
South	6230	8	3	11
South	6240	7	1	8
South	6250	6	2	8
South	6260	4	0	4
South	6270	2	4	6
South	6280	0	0	0
South	6310	5	0	5
South	6320	6	0	6
South	6330	6	2	8
South	6340	4	2	6
South	6350	4	0	4
South	6360	8	11	19
Totals		140	79	219

Prue Service Area

Year 2, Q2 October - December 2020				
Substation	Patrol District	Custodial Arrest	Citation / Released Other	Totals
Prue	7110	18	6	24
Prue	7120	1	3	4
Prue	7130	1	0	1
Prue	7140	7	2	9
Prue	7150	5	0	5
Prue	7160	4	0	4
Prue	7210	3	6	9
Prue	7220	1	0	1
Prue	7230	7	0	7
Prue	7240	1	1	2
Prue	7250	4	1	5
Prue	7260	0	0	0
Prue	7310	9	0	9
Prue	7320	3	3	6
Prue	7330	0	5	5
Prue	7340	15	5	20
Prue	7350	4	3	7
Prue	7360	5	2	7
Prue	7370	3	3	6
Totals		91	40	131

SAPD Class A/B Misdemeanor Cite & Release Program Report Year 2, Q2 (October to December 2020)

ANNUAL CUSTODIAL ARRESTS/CITATIONS BY PATROL DISTRICT

East Service Area

Year 2, Q2 October - December 2020				
Substation	Patrol District	Custodial Arrest	Citation / Released Other	Totals
East	4110	3	4	7
East	4120	2	3	5
East	4130	4	3	7
East	4140	5	6	11
East	4150	5	3	8
East	4160	3	2	5
East	4210	34	25	59
East	4220	8	10	18
East	4230	11	2	13
East	4240	9	10	19
East	4250	4	0	4
East	4260	2	2	4
East	4310	4	2	6
East	4320	0	1	1
East	4330	1	1	2
East	4340	5	1	6
East	4350	0	4	4
East	4360	3	2	5
Totals		103	81	184

West Service Area

Year 2, Q2 October - December 2020				
Substation	Patrol District	Custodial Arrest	Citation / Released Other	Totals
West	5110	5	4	9
West	5120	7	1	8
West	5130	5	2	7
West	5140	4	4	8
West	5150	4	2	6
West	5160	14	17	31
West	5170	4	0	4
West	5210	3	1	4
West	5220	12	8	20
West	5230	9	1	10
West	5240	6	4	10
West	5250	12	7	19
West	5260	7	5	12
West	5270	11	4	15
West	5310	8	6	14
West	5320	3	1	4
West	5330	9	7	16
West	5340	2	0	2
West	5350	2	0	2
West	5360	32	21	53
Totals		159	95	254