

San Antonio Police Department

Cite and Release Program

1ST QUARTER REPORT

(JULY 1 TO SEPTEMBER 30, 2020)

FOR THE YEAR ENDING JUNE 30, 2021



Prepared by San Antonio Police Department
DECEMBER 14, 2020 |

SAPD Class A/B Misdemeanor Cite & Release Program Report

Year 2, Q1 (July to September 2020)

OVERVIEW

This report outlines the enforcement activity related to the SAPD enhanced Cite and Release program, which began on July 1, 2019. The period covered by this report is July 1, 2020, through September 30, 2020. This program authorizes SAPD Officers to issue citations in lieu of custodial arrest in certain Class A or B misdemeanor offenses codified within Texas Code of Criminal Procedure Article 14.06 (c) and (d). The SAPD amended existing departmental policy and expanded officer discretion to support the enhanced cite and release opportunities. However, in consultation with the Bexar County District Attorney's Office, the Class A and B misdemeanor offense of Penal Code 28.08 Graffiti was excluded from the authority to cite and release. The offenses authorized for cite and release under the enhanced SAPD program is as follows:

1. Class B Possession of Marijuana (0-2 oz.)
2. Class A Possession of Marijuana (2-4 oz.)
3. Class B Possession of Substance in Penalty Group 2-A (0-2 oz.)
E.g. Synthetic cannabinoids
4. Class A Possession of Substance in Penalty Group 2-A (2-4 oz.)
E.g. Synthetic cannabinoids
5. Class B Criminal Mischief (\$100 or over and less than \$750)
E.g. damaged property, broken windows, flattened tires
6. Class B Theft from businesses (\$100 or over and less than \$750)
E.g. shoplifting, retail theft
7. Class B Theft of Service (\$100 or over and less than \$750)
E.g. non-payment of tab or check, rental fee
8. Class B Contraband in a Correctional Facility
E.g. alcohol, controlled substance, deadly weapon, tobacco products
9. Driving While License Invalid

To evaluate the effectiveness of the implementation of the enhanced Cite and Release Program and to provide the community with information on the program, the Department will produce a quarterly report providing information on the following:

1. Enforcement Activity
2. Race/Ethnicity
3. Age
4. Gender
5. Location
6. Offense Type
7. Arrest Reason
8. Officer Availability

This report will compare the results, on a quarterly basis, to the results of the first year of implementation of the program.

SAPD Class A/B Misdemeanor Cite & Release Program Report

Year 2, Q1 (July to September 2020)

SUMMARY

During the period of July through September 2020, the SAPD arrested 1,434 individuals for eligible offenses, via either custodial arrest or issuing a misdemeanor citation. Of the 1,434 individuals arrested, 834 individuals or 58% had outstanding warrants and/or multiple arrests and 600 or 42% were eligible to be cited and released.

The table below provides a breakdown of these police encounters by race/ethnicity.

| Race/Ethnicity | Total | Arrests (Outstanding Warrants/and or Multiple Charges) | Released | Arrests (NOT including Warrants/Multiple Charges) |
|-------------------|--------------|---|------------|--|
| Hispanic | 956 | 558 | 332 | 66 |
| White | 238 | 131 | 96 | 11 |
| African American | 228 | 138 | 73 | 17 |
| Other Race | 12 | 7 | 4 | 1 |
| Total | 1,434 | 834 | 505 | 95 |
| % of Total | 100% | 58% | 35% | 7% |

600 Encounters Eligible for Cite/Release

Of the 600 individuals, eligible for cite/release, 84% were released and 16% were arrested.

| Race/Ethnicity | Police Encounters Eligible for Cite/Release | Individuals Released | Individuals Arrested |
|-------------------|---|----------------------|----------------------|
| Hispanic | 398 | 332 | 66 |
| White | 107 | 96 | 11 |
| African American | 90 | 73 | 17 |
| Other Race | 5 | 4 | 1 |
| Total | 600 | 505 | 95 |
| % of Total | 100% | 84% | 16% |

SAPD Class A/B Misdemeanor Cite & Release Program Report

Year 2, Q1 (July to September 2020)

1. ENFORCEMENT

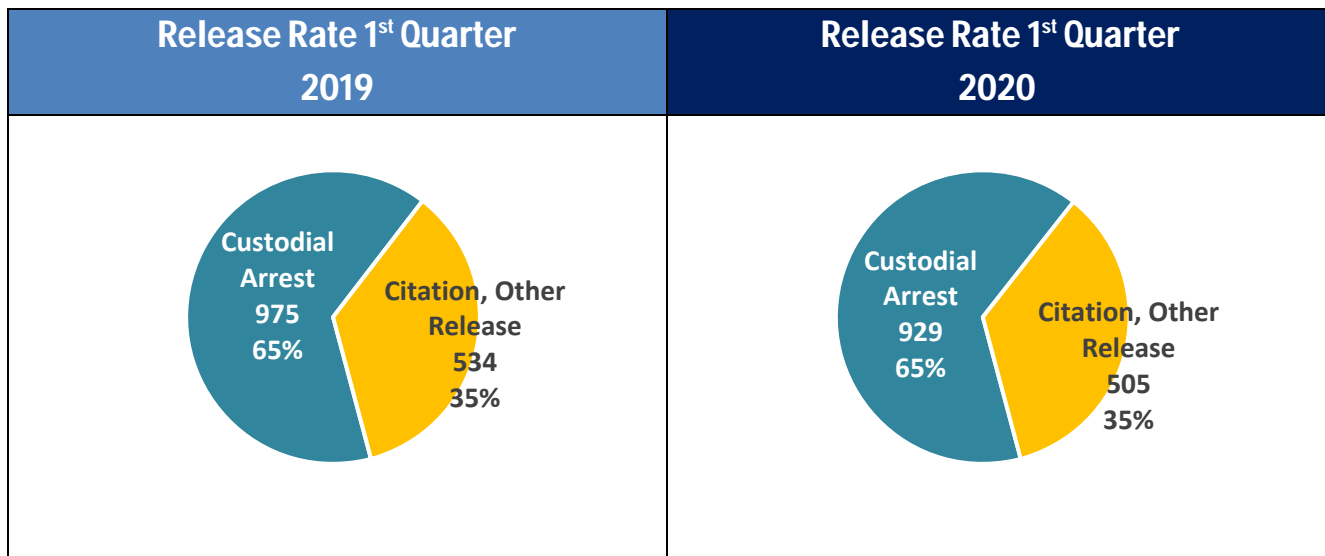
During the period of July through September 2020, the SAPD arrested 1,434 individuals for eligible offenses, via either custodial arrest or issuing a misdemeanor citation. The table below compares the 1st Quarter results of Year 2 of the Program to the 1st Quarter Results of Year 1.

Table 1.1 – Total Arrests and Citations, by quarter

| | Year 1, Q1 (July to September 2019) | Year 2, Q1 (July to September 2020) |
|----------------------|--|--|
| No. of Arrests | 975 | 929 |
| No. of Citations | 516 | 475 |
| Other Releases | 18 | 30 |
| Total | 1,509 | 1,434 |
| Release Rate* | 35% | 35% |

*Release Rate = Citations plus Other Releases divided by Total.

Figure 1.2 identifies the year to date enforcement activity by type of arrest. In Year 2, Q1 of the program, a total of 1,434 individuals were arrested for eligible offenses. Approximately 65% (929) were custodial arrests which is consistent with the results observed in Year 1, Q1. In addition, 30 individuals were released through another form of release which includes: medical, emergency detention, and public intoxication.



SAPD Class A/B Misdemeanor Cite & Release Program Report

Year 2, Q1 (July to September 2020)

2. RACE/ETHNICITY

Table 2.1 identifies the percentage of arrestees (arrests and citations) by race or ethnicity during Year 2, Q1 and compares these rates to the rates for the same time period last year. In Year 2, Q1, African Americans represented 17% of the total arrests which is consistent with the year one rate.

Table 2.1 – Arrestee Racial/Ethnic Demographic Breakdown (Jul – Sep)

| San Antonio Demographics* | | 2019 Q1 | | 2020 Q1 | |
|---------------------------|-------------|--------------|-------------|--------------|-------------|
| | | Total | % | Total | % |
| Hispanic | 64.2% | 992 | 65.7% | 956 | 66.7% |
| White | 24.8% | 260 | 17.2% | 238 | 16.6% |
| African American | 6.9% | 243 | 16.1% | 228 | 15.9% |
| Other Race | 4.1% | 14 | 0.9% | 12 | 0.8% |
| Total | 100% | 1,509 | 100% | 1,434 | 100% |

*Source: <https://www.census.gov/quickfacts/sanantoniocitytexas>

Hispanic arrests represented 67% of the total arrests which is consistent with the year one rate. Whites accounted for 17% of the arrests in Year 2, Q1 which is consistent with the year one rate.

Table 2.2 identifies the number of arrestees either arrested via custodial arrest or released by race or ethnicity during the identified period in 2020. With respect to Hispanics, 332 of the 956 individuals were released with represents approximately 35% release rate. The data related to White arrestees demonstrates 96 individuals were released out of 238 or approximately 40%. During this first quarter, 73 African Americans were released out of 228 individuals representing 32%.

Table 2.2 – Release Rate by Race/Ethnicity Year 2, Q1

| Race/Ethnicity | Total | Custodial Arrests | Citations | Other Release* | Release Rate |
|------------------|--------------|-------------------|------------|----------------|--------------|
| Hispanic | 956 | 624 | 313 | 19 | 34.7% |
| White | 238 | 142 | 91 | 5 | 40.3% |
| African American | 228 | 155 | 68 | 5 | 32.0% |
| Other Race | 12 | 8 | 3 | 1 | 33.3% |
| Total | 1,434 | 929 | 475 | 30 | 35.2% |

The data suggests there is not a large disparity by race or ethnicity with respect to the decision to release as opposed to custodial arrest and is consistent with the results achieved during the same period last year.

The table below compares the release rate of Year 2 of the program to Year 1.

SAPD Class A/B Misdemeanor Cite & Release Program Report

Year 2, Q1 (July to September 2020)

Table 2.3 – Citation or Releases/Ethnic Demographic Breakdown (Jul – Sep)

| San Antonio Demographics* | | 2019 Q1 | | 2020 Q1 | |
|---------------------------|-------------|------------|--------------|------------|--------------|
| | | Total | % | Total | % |
| Hispanic | 64.2% | 348 | 35.1% | 332 | 34.7% |
| White | 24.8% | 94 | 36.2% | 96 | 40.3% |
| African American | 6.9% | 88 | 36.2% | 73 | 32.0% |
| Other Race | 4.1% | 4 | 28.6% | 4 | 33.3% |
| Total | 100% | 534 | 35.4% | 505 | 35.2% |

*Source: <https://www.census.gov/quickfacts/sanantoniocitytexas>

3. AGE

Table 3.1 reflects the age distribution of individuals involved in encounters which are eligible for cite and release. In Year 2, Q1 there were 1,145 or 80% of the 1,434 total arrestees who were 40 years old or younger which is consistent with the rate observed during the same period last year (83%). This trend is consistent with other general crime trends where those engaged in crime tend to be younger as opposed to older.

Table 3.1 – Arrests and Releases by Age Range

| Age Range | Arrest | Release | Total Offenses | Q1 Offense % | Release Rate |
|--------------|------------|------------|----------------|---------------|--------------|
| <20 | 130 | 88 | 218 | 15.2% | 40.4% |
| 21 to 30 | 362 | 187 | 549 | 38.3% | 34.1% |
| 31 to 40 | 255 | 123 | 378 | 26.4% | 32.5% |
| 41 to 50 | 129 | 71 | 200 | 13.9% | 35.5% |
| 51 to 60 | 38 | 28 | 66 | 4.6% | 42.4% |
| 61 to 70 | 15 | 5 | 20 | 1.4% | 25.0% |
| 70+ | 0 | 3 | 3 | 0.2% | 100.0% |
| Total | 929 | 505 | 1,434 | 100.0% | 35.2% |

Table 3.2 compares the first quarter of year 2 age distribution of arrest and release to the prior year.

| Age Range | Q1 Offense % | Release Rate | Q1 Offense % | Release Rate |
|--------------|---------------|--------------|---------------|--------------|
| | 2019 | | 2020 | |
| <20 | 14.5% | 46.1% | 15.2% | 40.4% |
| 21 to 30 | 39.5% | 32.9% | 38.3% | 34.1% |
| 31 to 40 | 28.6% | 32.9% | 26.4% | 32.5% |
| 41 to 50 | 11.8% | 36.0% | 13.9% | 35.5% |
| 51 to 60 | 4.6% | 37.7% | 4.6% | 42.4% |
| 61 to 70 | 0.8% | 33.3% | 1.4% | 25.0% |
| 70+ | 0.2% | 33.3% | 0.2% | 100.0% |
| Total | 100.0% | 33.5% | 100.0% | 35.2% |

SAPD Class A/B Misdemeanor Cite & Release Program Report Year 2, Q1 (July to September 2020)

4. GENDER

Table 4.1 identifies the number of arrestees based on gender in Year 2, Q1. The data demonstrates that 74% of the arrestees were male while 26% were female. The release rate for male arrestees is 36% which is consistent with the year one Q1 release rate of 35%. The release for females is 33% which is a slight decrease from the release rate of 36% observed during the same period last year.

Table 4.1 – Arrestee Gender

| Year 2, Q1 | | | | |
|--------------|----------------|------------|--------------------|-------------|
| Gender | Total Offenses | Arrest | Citation/ Other | % Release |
| Male | 1,059 | 676 | 383 | 36% |
| Female | 375 | 253 | 122 | 34% |
| Total | 1,434 | 929 | 505 | 100% |

Figure 4.1 – Gender Comparison 1ST Quarter

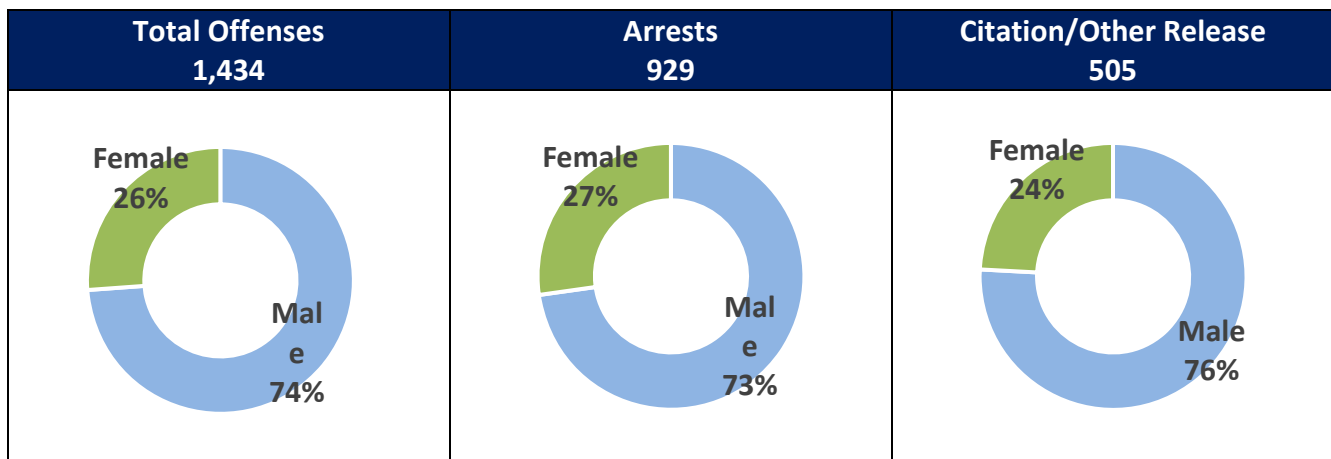
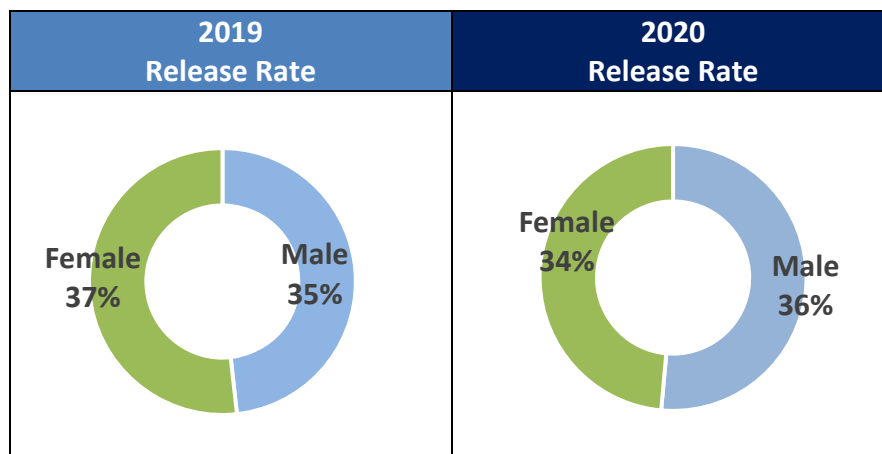


Figure 4.2– Gender Release Rate Comparison 1ST Quarter of 2020 to prior year



SAPD Class A/B Misdemeanor Cite & Release Program Report

Year 2, Q1 (July to September 2020)

5. LOCATION

Table 5.1 identifies enforcement activity by location within the applicable SAPD Service Area. The number of arrests (custodial and citation release) range from a low of 132 arrests in the Prue Service Area to a high of 323 arrests in the South Service Area. The SAPD Service Area with the lowest citation rate was the South Service Area at 28% and the highest citation rate was 40% in the North Service Area.

Table 5.1 – Release Rates by Service Area

| Year 2, Q1 | | | | |
|---------------------|--------------|---------------|----------------------------|------------------|
| Service Area | Total | Arrest | Citation/ Other | % Release |
| Central | 267 | 165 | 102 | 38.2% |
| North | 190 | 114 | 76 | 40.0% |
| East | 236 | 164 | 72 | 30.5% |
| West | 274 | 163 | 111 | 40.5% |
| South | 323 | 230 | 93 | 28.8% |
| Prue | 132 | 87 | 45 | 34.1% |
| Outside COSA | 12 | 6 | 6 | 50.0% |
| TOTAL | 1,434 | 929 | 505 | 35.2% |

Table 5.2– Release Rates by Service Area Q1 2020 compared to 2019

| Service Area | % Release 2019 | % Release 2020 |
|---------------------|---------------------------|---------------------------|
| Central | 39.8% | 38.2% |
| North | 39.0% | 40.0% |
| East | 31.0% | 30.5% |
| West | 35.8% | 40.5% |
| South | 35.6% | 28.8% |
| Prue | 25.1% | 34.1% |
| Outside COSA | 40.0% | 50.0% |
| TOTAL | 35.4% | 35.2% |

6. OFFENSE TYPE

Table 6.1 identifies the enforcement activity by offense and the associated release rate via citation. Class B Theft and Class B Possession of Marijuana are the offenses that generate the majority of enforcement activity at 81% of the arrests combined. Class B Theft has a higher citation release rate at approximately 58% as compared to the release rate of approximately 35% for Possession of Marijuana 0-2 oz. The lowest citation release rate is Class B Criminal Mischief at 12%.

SAPD Class A/B Misdemeanor Cite & Release Program Report Year 2, Q1 (July to September 2020)

Table 6.1 – Arrests by Offense

| Year 2, Q1 | | | | |
|--|--------------|------------|-------------------------------|--------------|
| OFFENSE | Total | Arrest | Citation, Other Release | % Release |
| Contraband In Correctional Facility | 1 | 1 | 0 | 0% |
| Criminal Mischief \$100 to <\$750 | 111 | 98 | 13 | 12% |
| Driving While License Invalid | 11 | 7 | 4 | 36% |
| Class B Theft \$100 to <\$750 | 196 | 83 | 113 | 58% |
| Class B Theft of Service \$100 to <\$750 | 5 | 2 | 3 | 60% |
| Poss. of Marijuana 0 – 2oz (Class B) | 964 | 627 | 337 | 35% |
| Poss. of Marijuana 2 – 4oz (Class A) | 46 | 34 | 12 | 26% |
| Poss. Schedule 2A Controlled Substance < 2oz | 100 | 77 | 23 | 23% |
| Poss. Schedule 2A Controlled Substance 2 to <4oz | 0 | 0 | 0 | 0% |
| Totals | 1,434 | 929 | 505 | 35% |

Table 6.2– Release Rates by Service Area Q1 2020 compared to 2019

| OFFENSE | % Release 2019 | % Release 2020 |
|--|-------------------|-------------------|
| Contraband In Correctional Facility | 0% | 0% |
| Criminal Mischief \$100 to <\$750 | 12 | 12% |
| Driving While License Invalid | 64% | 36% |
| Class B Theft \$100 to <\$750 | 48% | 58% |
| Class B Theft of Service \$100 to <\$750 | 67% | 60% |
| Poss. of Marijuana 0 – 2oz (Class B) | 34% | 35% |
| Poss. of Marijuana 2 – 4oz (Class A) | 33% | 26% |
| Poss. Schedule 2A Controlled Substance < 2oz | 27% | 23% |
| Poss. Schedule 2A Controlled Substance 2 to <4oz | 0% | 0% |
| Totals | 35% | 35% |

SAPD Class A/B Misdemeanor Cite & Release Program Report

Year 2, Q1 (July to September 2020)

7. CUSTODIAL ARREST REASON

The reason officers effect a custodial arrest can vary widely and current SAPD policy identifies certain circumstances where a custodial arrest is required. Figure 7.1 identifies the reason for officers effecting a custodial arrest. The majority of the instances where a custodial arrest was made was due to the individual either being charged with violation(s) beyond the offenses eligible for cite and release and the arrestee having an existing arrest warrant at approximately 90% combined. During Year 1, Q1, approximately 92% of custodial arrests were the result of violations not eligible for cite and release or individuals with an existing warrant. In both of these circumstances a custodial arrest is likely required by current SAPD policy as the additional charge and/or warrant require the custodial arrest.

Table. 7.1 – Q1 Reason for Custodial Arrest

| Arrest Reason | 1 st Quarter | |
|---|-------------------------|---------------|
| Multiple Charges | 686 | 73.8% |
| Warrants | 148 | 15.9% |
| Victim Custodial Arrest Demand / Expected | 27 | 2.9% |
| Medical / Self Harm | 4 | 0.4% |
| Uncooperative Suspect | 8 | 0.9% |
| Unspecified | 38 | 4.1% |
| Insufficient ID | 2 | 0.2% |
| Suspect of Other Criminal Behavior | 8 | 0.9% |
| Not Bexar County Resident | 8 | 0.9% |
| Total | 929 | 100.0% |

Categorization for the of Arrest reasons slightly changed in the 2nd Quarter of Year 1 of the Program. Below, for information purposes, are the arrest reason categories reported in 2019 for Q1 of the program.

| Arrest Reason | 1 th Quarter 2019 |
|---|------------------------------|
| Multiple Charges | 42% |
| Warrants | 36% |
| Victim Custodial Arrest Demand / Expected | |
| Medical / Self Harm | 1% |
| Uncooperative Suspect | 1% |
| Unspecified | 12% |
| Insufficient ID | 1% |
| Suspect of Other Criminal Behavior | |
| Not Bexar County Resident | 1% |
| Intoxicated | 4% |
| Prior Convictions | 1% |

SAPD Class A/B Misdemeanor Cite & Release Program Report Year 2, Q1 (July to September 2020)

Table 7.2 provides a breakdown of the Custodial Arrests by race ethnicity for those arrests not including warrants and multiple charges.

Table. 7.2 – Demographics and Custodial Arrest by Race/Ethnicity

| San Antonio Demographics* | | 2020 Q1 | | |
|---------------------------|-------------|---|--|---------------|
| | | Arrests Including warrants/multiple charges | Arrests <u>Excluding</u> warrants & multiple charges | Total Arrests |
| Hispanic | 64.2% | 558 67% | 66 69% | 624 67% |
| White | 24.8% | 131 16% | 11 12% | 142 15% |
| African American | 6.9% | 138 17% | 17 18% | 155 17% |
| Other Race | 4.1% | 7 1% | 1 1% | 8 1% |
| Total | 100% | 834 | 95 | 929 |

*Source: <https://www.census.gov/quickfacts/sanantoniocitytexas>

SAPD Class A/B Misdemeanor Cite & Release Program Report

Year 2, Q1 (July to September 2020)

8. OFFICER AVAILABILITY

Table 8.1 identifies the crimes with the highest citation rate and the associated average time savings as compared to custodial arrest times for those crimes. The total reduction in time spent on these crimes was 885.3 hours during Year 2, Q1. Based on full-time equivalent (FTE) analysis, this reduction results in officer time on call savings equivalent to 2.1 FTE during the three-month period. During Year 1, Q1 of the program the Department realized a total FTE savings of 2.5 officers.

Table 8.1 – Reduced Officer Time On Call

| OFFENSE | Year 2, Q1 | | |
|--|------------|----------------|--------------|
| | Citation | Avg. Reduction | Hours Saved |
| Contraband In Correctional Facility | 0 | N/A | N/A |
| Criminal Mischief \$100 to <\$750 | 13 | N/A | N/A |
| Driving While License Invalid | 4 | 1:10 | 4.7 |
| Class B Theft \$100 to <\$750 | 113 | 1:57 | 220.4 |
| Class B Theft of Service \$100 to <\$750 | 3 | 0:14 | 0.7 |
| Poss. of Marijuana 0-2oz | 337 | 1:52 | 629.1 |
| Poss. of Marijuana 2-4oz | 12 | 0:32 | 6.4 |
| Poss. Schedule 2A Controlled Substance <2oz | 23 | 1:03 | 24.2 |
| Poss. Schedule 2A Controlled Substance 2 to <4oz | 0 | N/A | N/A |
| Total Hours Reduced | | | 885.3 |

The following table compares the hours saved in the first quarter of Year 2 of the Program to Year 1.

Table 8.1 – Reduced Officer Time On Call compared to prior year

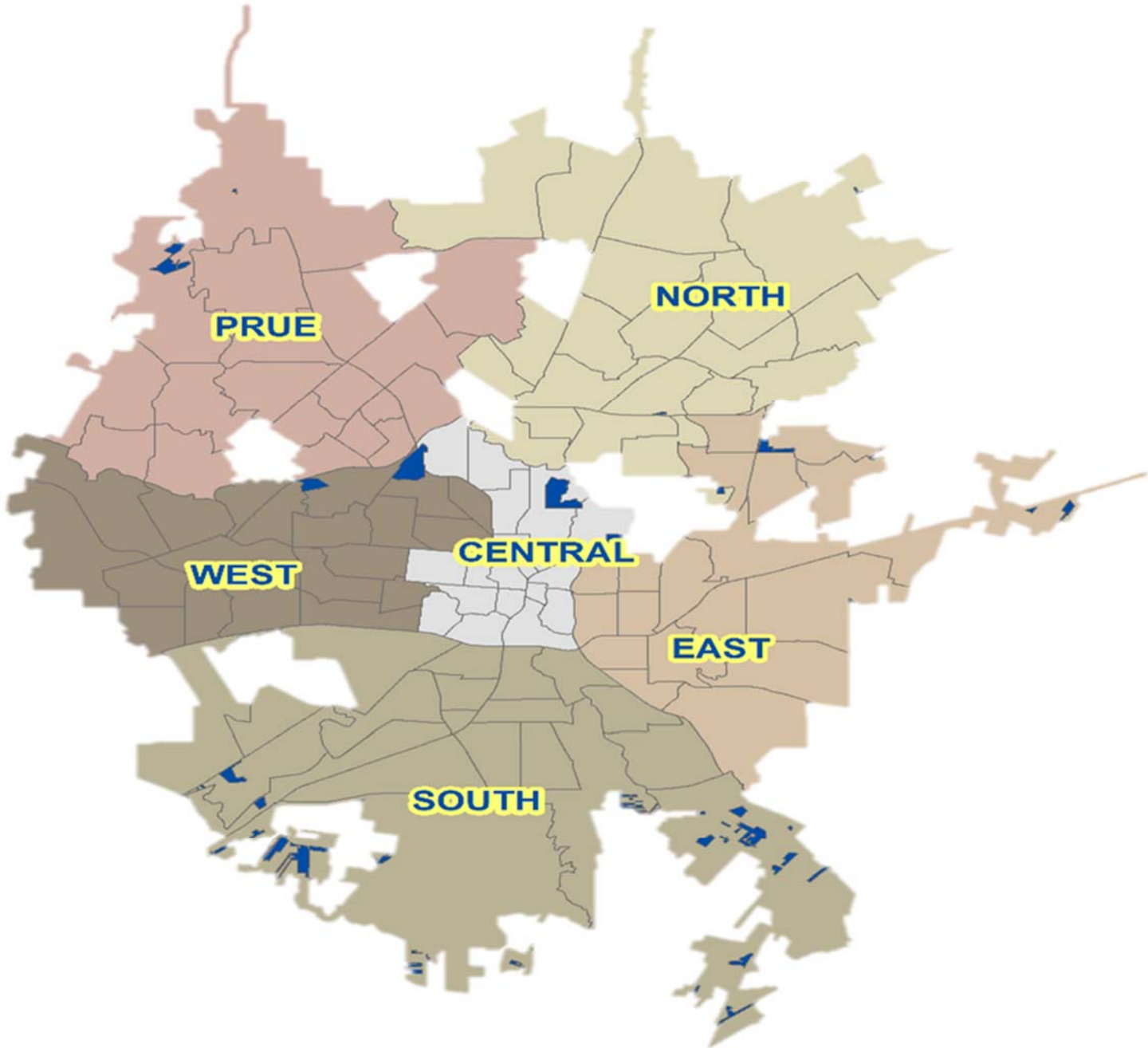
| OFFENSE | Hours Saved 2019 | Hours Saved 2020 |
|--|------------------|------------------|
| Contraband In Correctional Facility | N/A | N/A |
| Criminal Mischief \$100 to <\$750 | N/A | N/A |
| Driving While License Invalid | 11 | 4.7 |
| Class B Theft \$100 to <\$750 | 283 | 220.4 |
| Class B Theft of Service \$100 to <\$750 | 0.5 | 0.7 |
| Poss. of Marijuana 0-2oz | 590 | 629.1 |
| Poss. of Marijuana 2-4oz | 4 | 6.4 |
| Poss. Schedule 2A Controlled Substance <2oz | 47 | 24.2 |
| Poss. Schedule 2A Controlled Substance 2 to <4oz | N/A | N/A |
| Total Hours Reduced | 935.5 | 885.3 |

SAPD Class A/B Misdemeanor Cite & Release Program Report
Year 2, Q1 (July to September 2020)

APPENDIX

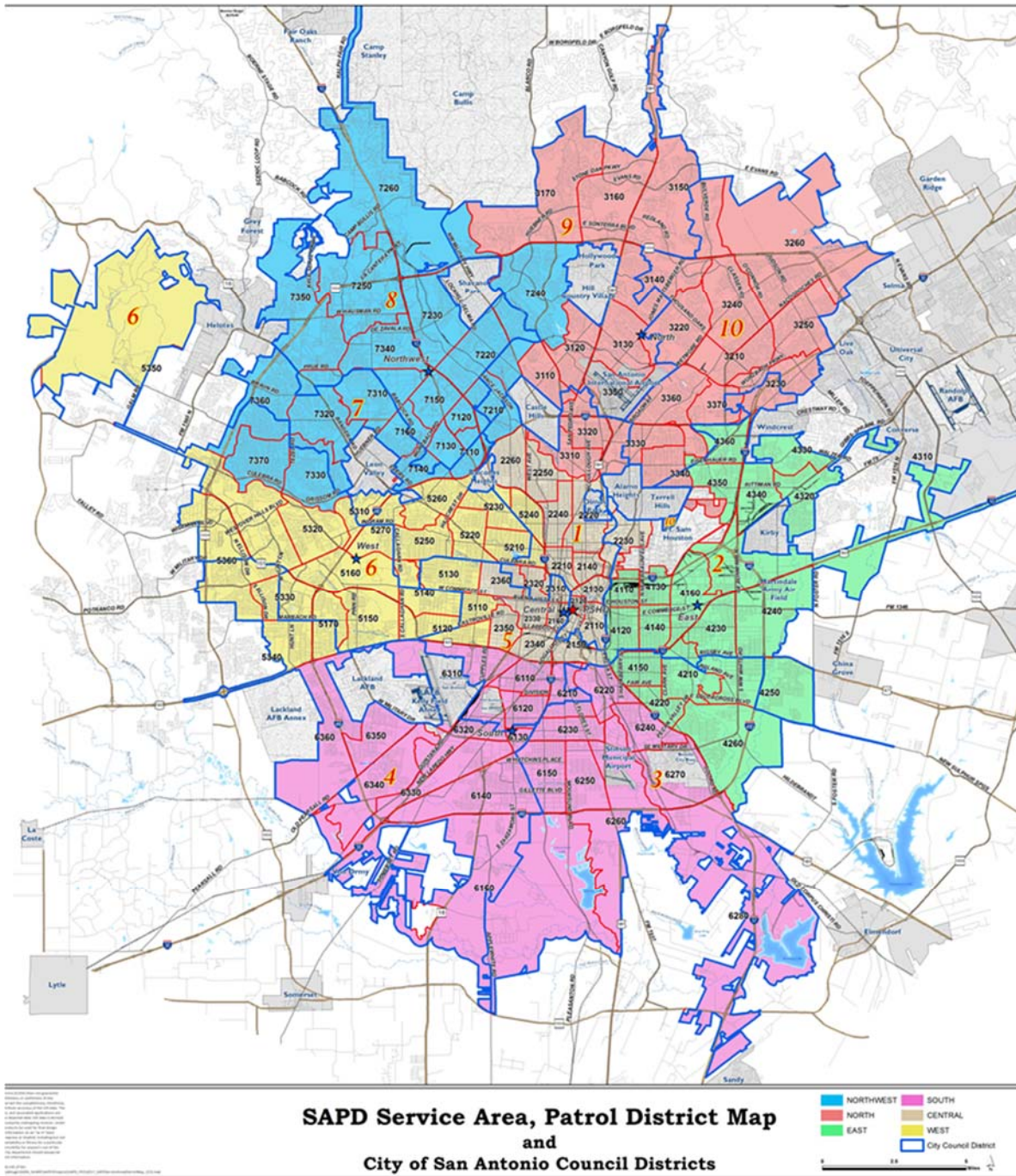
SAPD Class A/B Misdemeanor Cite & Release Program Report
Year 2, Q1 (July to September 2020)

SUBSTATION MAP



SAPD Class A/B Misdemeanor Cite & Release Program Report Year 2, Q1 (July to September 2020)

SUBSTATION MAP – COUNCIL DISTRICTS



SAPD Class A/B Misdemeanor Cite & Release Program Report Year 2, Q1 (July to September 2020)

CITATION BOOK

**SAN ANTONIO POLICE DEPARTMENT
CITE AND RELEASE
CITATION**

INSTRUCTIONS:

- 1) **ELIGIBLE OFFENSES:** ARE LISTED IN GENERAL MANUAL PROCEDURE 505.06.B.
 - a) An Officer who determines probable cause has been established for any of the eligible offenses can issue a citation if the offender does not have any of the restrictions listed in General Manual Procedure 505.05.A or .06.A.
- 2) **Report Responsibility:** When officers issue a Cite and Release Citation in lieu of custodial arrest, the officers shall:
 - a) Create an offense report;
 - b) Document the citation number in the report;
 - c) Submit the report for approval;
 - d) The report shall be submitted to the DA's Office per General Manual Procedure 505.03.B.
- 3) **The original citation** is submitted in an envelope through bin mail to: *DA's Office, Intake Division, Attn: Cite and Release.*
- 4) **Date of Appearance** should be set 10 days from the date the citation is issued.
- 5) **Return** empty ticket books to Records Unit for destruction.

IF FOUND PLEASE RETURN

**SAN ANTONIO POLICE DEPARTMENT
CITE AND RELEASE CITATION**

No. CR 0003175

ROUTING OF REPORT
DISTRICT ATTORNEY'S OFFICE

| | | | |
|-------------------|-----|-------------|-------------|
| DATE ISSUED | | TIME ISSUED | DAY OF WEEK |
| MONTH | DAY | YEAR | |
| (PRINT) LAST NAME | | FIRST | MIDDLE |

RESIDENCE ADDRESS

| | | |
|------|----------|-------|
| CITY | ZIP CODE | PHONE |
|------|----------|-------|

BUSINESS ADDRESS (OR SCHOOL ATTENDED)

| | | |
|------|----------|----------------|
| CITY | ZIP CODE | BUSINESS PHONE |
|------|----------|----------------|

| | | | | | | |
|------|-----|------|------|--------|--------|---------------|
| RACE | SEX | HAIR | EYES | HEIGHT | WEIGHT | DATE OF BIRTH |
| | | | | | | / / |

| | | | |
|------------------|-------|--------|------------------------|
| DRIVER'S LICENSE | STATE | NUMBER | SOCIAL SECURITY NUMBER |
| | | | |

OTHER ID OR EMAIL ADDRESS:

VIOLATION CHARGED

BASED UPON THE INFORMATION CONTAINED HEREIN, A COMPLAINT WILL BE FILED AGAINST YOU FOR THE VIOLATION INDICATED BELOW

OFFENSE(S) NOT COMMITTED IN MY PRESENCE
 CERTIFIED ON INFORMATION AND BELIEF.

PLACE OF OFFENSE

| | | |
|-----------|--------------------|----------------|
| BADGE NO. | DISTRICT OF ARREST | ASSIGNMENT NO. |
| | | |

SIGNATURE OF OFFICER

By signing below, I agree: 1) to report to the Bexar County District Attorney's Office at the ReEntry Center at 222 S. Comal for further instructions. I will report no sooner than the date written below and no later than 30 days after that date; and 2) to be contacted at the phone number or email address provided for purposes related to this citation, including notification of reporting.

DATE OF APPEARANCE: ___ / ___ / ___ (Date should be 10 days from issue)

SIGNATURE: _____

THIS IS NOT AN ADMISSION OF GUILT
SEE REVERSE SIDE FOR MORE INSTRUCTIONS

SAPD Class A/B Misdemeanor Cite & Release Program Report Year 2, Q1 (July to September 2020)

ANNUAL CUSTODIAL ARRESTS/CITATIONS BY PATROL DISTRICT

Central Service Area

| Year 2, Q1 July - September 2020 | | | | |
|----------------------------------|-----------------|------------------|---------------------------|--------|
| Substation | Patrol District | Custodial Arrest | Citation / Released Other | Totals |
| Central | 2110 | 14 | 13 | 27 |
| Central | 2120 | 15 | 4 | 19 |
| Central | 2130 | 17 | 6 | 23 |
| Central | 2140 | 4 | 9 | 13 |
| Central | 2150 | 4 | 2 | 6 |
| Central | 2160 | 12 | 4 | 16 |
| Central | 2210 | 11 | 4 | 15 |
| Central | 2220 | 4 | 1 | 5 |
| Central | 2230 | 3 | 3 | 6 |
| Central | 2240 | 8 | 4 | 12 |
| Central | 2250 | 6 | 2 | 8 |
| Central | 2260 | 20 | 19 | 39 |
| Central | 2310 | 8 | 8 | 16 |
| Central | 2320 | 8 | 6 | 14 |
| Central | 2330 | 8 | 4 | 12 |
| Central | 2340 | 6 | 1 | 7 |
| Central | 2350 | 6 | 7 | 13 |
| Central | 2360 | 11 | 5 | 16 |
| Totals | | 165 | 102 | 267 |

North Service Area

| Year 2, Q1 July - September 2020 | | | | |
|----------------------------------|-----------------|------------------|---------------------------|--------|
| Substation | Patrol District | Custodial Arrest | Citation / Released Other | Totals |
| North | 3110 | 3 | 7 | 10 |
| North | 3120 | 3 | 4 | 7 |
| North | 3130 | 2 | 1 | 3 |
| North | 3140 | 4 | 1 | 5 |
| North | 3150 | 2 | 2 | 4 |
| North | 3160 | 1 | 3 | 4 |
| North | 3170 | 1 | 0 | 1 |
| North | 3210 | 5 | 3 | 8 |
| North | 3220 | 4 | 2 | 6 |
| North | 3230 | 7 | 5 | 12 |
| North | 3240 | 4 | 5 | 9 |
| North | 3250 | 7 | 6 | 13 |
| North | 3260 | 5 | 0 | 5 |
| North | 3310 | 5 | 3 | 8 |
| North | 3320 | 25 | 16 | 41 |
| North | 3330 | 2 | 4 | 6 |
| North | 3340 | 8 | 8 | 16 |
| North | 3350 | 12 | 6 | 18 |
| North | 3360 | 1 | 0 | 1 |
| North | 3370 | 13 | 0 | 13 |
| Totals | | 114 | 76 | 190 |

SAPD Class A/B Misdemeanor Cite & Release Program Report Year 2, Q1 (July to September 2020)

ANNUAL CUSTODIAL ARRESTS/CITATIONS BY PATROL DISTRICT

East Service Area

| Year 2, Q1 July - September 2020 | | | | |
|----------------------------------|-----------------|------------------|---------------------------|--------|
| Substation | Patrol District | Custodial Arrest | Citation / Released Other | Totals |
| East | 4110 | 4 | 7 | 11 |
| East | 4120 | 14 | 7 | 21 |
| East | 4130 | 10 | 3 | 13 |
| East | 4140 | 27 | 11 | 38 |
| East | 4150 | 10 | 1 | 11 |
| East | 4160 | 5 | 1 | 6 |
| East | 4210 | 10 | 10 | 20 |
| East | 4220 | 9 | 3 | 12 |
| East | 4230 | 8 | 2 | 10 |
| East | 4240 | 8 | 7 | 15 |
| East | 4250 | 9 | 2 | 11 |
| East | 4260 | 5 | 1 | 6 |
| East | 4310 | 8 | 2 | 10 |
| East | 4320 | 6 | 3 | 9 |
| East | 4330 | 0 | 1 | 1 |
| East | 4340 | 20 | 7 | 27 |
| East | 4350 | 6 | 2 | 8 |
| East | 4360 | 5 | 2 | 7 |
| Totals | | 164 | 72 | 236 |

West Service Area

| Year 2, Q1 July - September 2020 | | | | |
|----------------------------------|-----------------|------------------|---------------------------|--------|
| Substation | Patrol District | Custodial Arrest | Citation / Released Other | Totals |
| West | 5110 | 5 | 5 | 10 |
| West | 5120 | 5 | 3 | 8 |
| West | 5130 | 10 | 4 | 14 |
| West | 5140 | 12 | 2 | 14 |
| West | 5150 | 9 | 10 | 19 |
| West | 5160 | 16 | 21 | 37 |
| West | 5170 | 8 | 2 | 10 |
| West | 5210 | 3 | 3 | 6 |
| West | 5220 | 11 | 19 | 30 |
| West | 5230 | 8 | 4 | 12 |
| West | 5240 | 5 | 1 | 6 |
| West | 5250 | 12 | 3 | 15 |
| West | 5260 | 14 | 3 | 17 |
| West | 5270 | 20 | 2 | 22 |
| West | 5310 | 8 | 7 | 15 |
| West | 5320 | 6 | 0 | 6 |
| West | 5330 | 3 | 7 | 10 |
| West | 5340 | 3 | 9 | 12 |
| West | 5350 | 1 | 3 | 4 |
| West | 5360 | 4 | 3 | 7 |
| Totals | | 163 | 111 | 274 |

SAPD Class A/B Misdemeanor Cite & Release Program Report Year 2, Q1 (July to September 2020)

ANNUAL CUSTODIAL ARRESTS/CITATIONS BY PATROL DISTRICT

South Service Area

| Year 2, Q1 July - September 2020 | | | | |
|----------------------------------|-----------------|------------------|---------------------------|--------|
| Substation | Patrol District | Custodial Arrest | Citation / Released Other | Totals |
| South | 6110 | 11 | 5 | 16 |
| South | 6120 | 12 | 3 | 15 |
| South | 6130 | 3 | 1 | 4 |
| South | 6140 | 13 | 4 | 17 |
| South | 6150 | 12 | 4 | 16 |
| South | 6160 | 1 | 0 | 1 |
| South | 6210 | 19 | 7 | 26 |
| South | 6220 | 24 | 9 | 33 |
| South | 6230 | 23 | 8 | 31 |
| South | 6240 | 16 | 3 | 19 |
| South | 6250 | 4 | 1 | 5 |
| South | 6260 | 17 | 9 | 26 |
| South | 6270 | 11 | 15 | 26 |
| South | 6280 | 0 | 0 | 0 |
| South | 6310 | 10 | 4 | 14 |
| South | 6320 | 11 | 2 | 13 |
| South | 6330 | 10 | 6 | 16 |
| South | 6340 | 7 | 3 | 10 |
| South | 6350 | 10 | 4 | 14 |
| South | 6360 | 16 | 5 | 21 |
| Totals | | 230 | 93 | 323 |

Prue Service Area

| Year 2, Q1 July - September 2020 | | | | |
|----------------------------------|-----------------|------------------|---------------------------|--------|
| Substation | Patrol District | Custodial Arrest | Citation / Released Other | Totals |
| Prue | 7110 | 6 | 2 | 8 |
| Prue | 7120 | 10 | 4 | 14 |
| Prue | 7130 | 4 | 0 | 4 |
| Prue | 7140 | 8 | 6 | 14 |
| Prue | 7150 | 7 | 1 | 8 |
| Prue | 7160 | 3 | 1 | 4 |
| Prue | 7210 | 4 | 6 | 10 |
| Prue | 7220 | 1 | 1 | 2 |
| Prue | 7230 | 4 | 3 | 7 |
| Prue | 7240 | 3 | 0 | 3 |
| Prue | 7250 | 4 | 2 | 6 |
| Prue | 7260 | 5 | 1 | 6 |
| Prue | 7310 | 3 | 1 | 4 |
| Prue | 7320 | 1 | 5 | 6 |
| Prue | 7330 | 5 | 5 | 10 |
| Prue | 7340 | 6 | 7 | 13 |
| Prue | 7350 | 3 | 0 | 3 |
| Prue | 7360 | 8 | 0 | 8 |
| Prue | 7370 | 2 | 0 | 2 |
| Totals | | 87 | 45 | 132 |