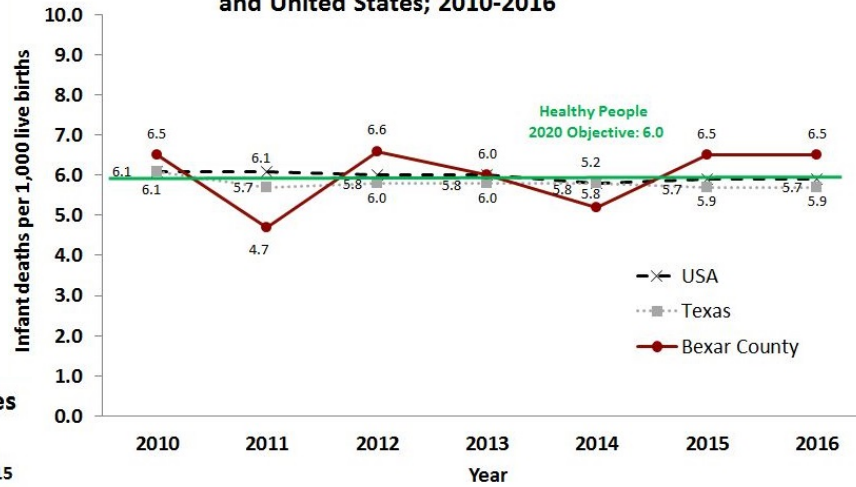




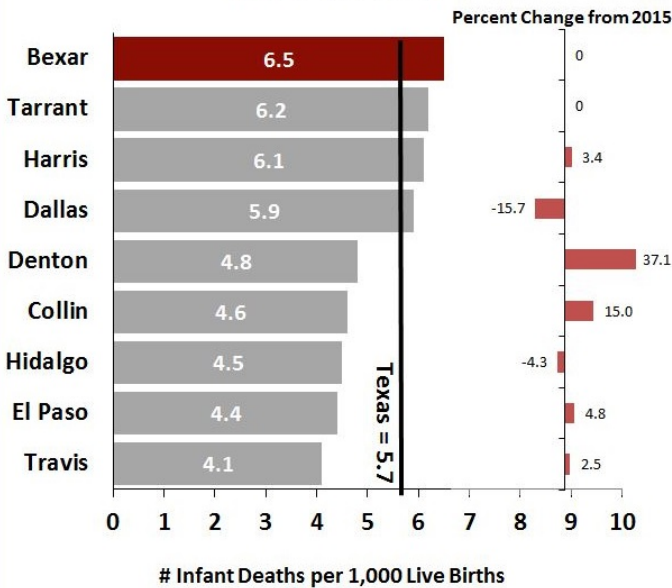
# INFANT MORTALITY IN BEXAR COUNTY, 2016

**IN 2016, BEXAR COUNTY HAD 27,968 LIVE BIRTHS AND 182 INFANT DEATHS**

### Infant Mortality Rates in Bexar County, Texas and United States; 2010-2016



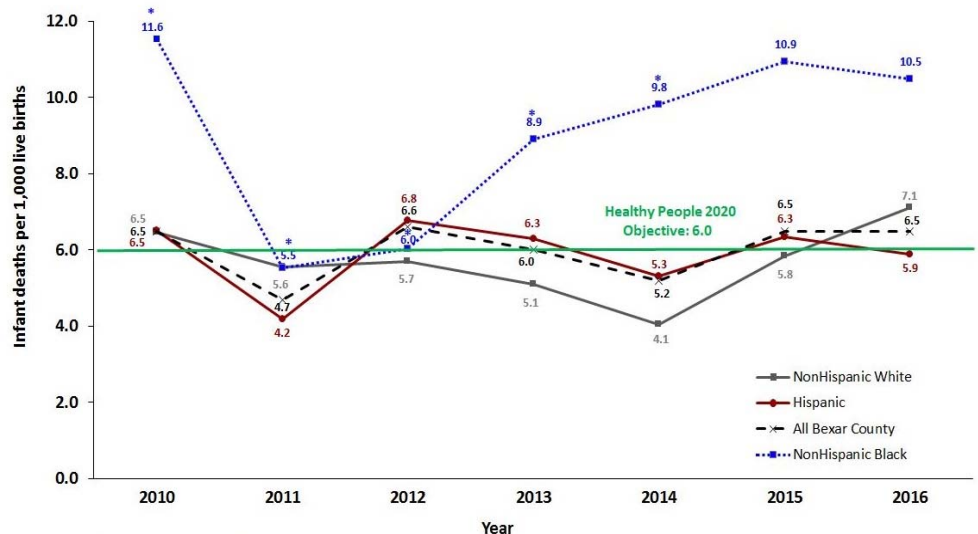
### Infant Mortality Rate, 2016 for All Texas Counties with >10,000 Live Births



**IN 2016, BEXAR COUNTY HAD THE HIGHEST INFANT MORTALITY AMONGST ALL TEXAS COUNTIES WITH >10,000 LIVE BIRTHS**

**IN 2016, 14 FEWER INFANT DEATHS WOULD LOWER THE BEXAR COUNTY INFANT MORTALITY RATE TO THE HEALTHY PEOPLE 2020 OBJECTIVE OF 6.0**

### Infant Mortality Rates by Race/Ethnicity, Bexar County 2010-2016



Note: \*Rate is unstable due to small numbers.

Note: Infant Mortality Rate: # Infant Deaths per 1,000 live births.

Data source: CDC Wonder Online Database. Accessed at <http://wonder.cdc.gov/ucd-icd10.html> on March 21, 2018.