

FY 2026 – FY 2031

CAPITAL IMPROVEMENTS PROGRAM



Adopted Capital Budget Fiscal Year 2026

**CITY OF SAN ANTONIO
ADOPTED CAPITAL IMPROVEMENTS PROGRAM**

FISCAL YEAR 2026 - 2031



**CITY MANAGER
ERIK WALSH**

**PREPARED BY:
OFFICE OF MANAGEMENT AND BUDGET**

**JUSTINA TATE, DIRECTOR
FREDDY MARTINEZ, ASSISTANT DIRECTOR**

Corran Bellman
Sandra Bustamante
Craig Dudek
Gwen Estrada
Priscilla Fields
Richard Foley
Ashley Jackson

Crystal Marquez
Raquel Morris
Tisha Mora
Omar Nesbit
Jacob Padilla
Olympia C. Perez

Andrea Ramos
Dominique Reddic
John Reed
Citlalli Rivera
Sumina Samal
Desiree Vitale



TABLE OF CONTENTS
CAPITAL IMPROVEMENTS PROGRAM FY 2026 THROUGH FY 2031

<i>DESCRIPTION</i>	<i>PAGE</i>
FY 2026 THROUGH FY 2031 CAPITAL IMPROVEMENTS PROGRAM	1
SIX-YEAR CAPITAL IMPROVEMENTS PROGRAM OVERVIEW	2
ADOPTED FY 2026 CAPITAL BUDGET OVERVIEW	10
<u>SPENDING PLAN</u>	
TABLE 1: SUMMARY OF CAPITAL IMPROVEMENTS PROGRAM by REVENUE SOURCE	17
TABLE 2: SUMMARY OF CAPITAL IMPROVEMENTS PROGRAM by FUNCTION and PROGRAM	23
TABLE 3: CAPITAL IMPROVEMENTS PROGRAM by FUNCTION, PROGRAM and PROJECT	27
TABLE 4: CAPITAL IMPROVEMENTS PROGRAM by FUNCTION, PROGRAM, and PROJECT	39
REVENUE SOURCE(S), SCOPE and COUNCIL DISTRICT	
TABLE 5: CAPITAL IMPROVEMENTS PROGRAM by REVENUE SOURCE	107
<u>APPROPRIATION PLAN</u>	
TABLE 1: SUMMARY OF CAPITAL IMPROVEMENTS PROGRAM by REVENUE SOURCE	137
TABLE 2: SUMMARY OF CAPITAL IMPROVEMENTS PROGRAM by FUNCTION and PROGRAM	141
TABLE 3: CAPITAL IMPROVEMENTS PROGRAM by FUNCTION, PROGRAM and PROJECT	145
TABLE 4: CAPITAL IMPROVEMENTS PROGRAM by FUNCTION, PROGRAM, and PROJECT	151
REVENUE SOURCE(S), SCOPE and COUNCIL DISTRICT	
TABLE 5: CAPITAL IMPROVEMENTS PROGRAM by REVENUE SOURCE	173



Six - Year Improvements Program

FY 2026 THROUGH FY 2031 CAPITAL IMPROVEMENTS PROGRAM

OVERVIEW

The FY 2026 through FY 2031 Capital Improvement Program details the City's physical infrastructure development and improvement plan. Capital projects in the six-year program address general government, public health and safety, recreation and culture, and transportation functions. The first year of the six-year program is the Adopted FY 2026 Capital Budget.

ORGANIZATION

The following provides an outline of the Capital Improvements Program as it is displayed in this document.

SIX-YEAR CAPITAL IMPROVEMENTS PROGRAM

OVERVIEW—REVENUES AND EXPENDITURES HIGHLIGHTS

ADOPTED FY 2026 – FY 2031 CAPITAL BUDGET OVERVIEW AND O&M IMPACT

TABLE 1 SPENDING - SUMMARY OF CAPITAL IMPROVEMENTS PROGRAM BY REVENUE SOURCE

TABLE 2 SPENDING - SUMMARY OF CAPITAL IMPROVEMENTS PROGRAM BY FUNCTION AND PROGRAM

TABLE 3 SPENDING - CAPITAL IMPROVEMENTS PROGRAM BY FUNCTION, PROGRAM AND PROJECT

TABLE 4 SPENDING - CAPITAL IMPROVEMENTS PROGRAM BY PROJECT WITH PROJECT FUNDING SOURCE(S) AND SCOPE

TABLE 5 SPENDING - CAPITAL IMPROVEMENTS PROGRAM BY REVENUE SOURCE

TABLE 1 APPROPRIATIONS - SUMMARY OF CAPITAL IMPROVEMENTS PROGRAM BY REVENUE SOURCE

TABLE 2 APPROPRIATIONS - SUMMARY OF CAPITAL IMPROVEMENTS PROGRAM BY FUNCTION AND PROGRAM

TABLE 3 APPROPRIATIONS - CAPITAL IMPROVEMENTS PROGRAM BY FUNCTION, PROGRAM AND PROJECT

TABLE 4 APPROPRIATIONS - CAPITAL IMPROVEMENTS PROGRAM BY PROJECT WITH PROJECT FUNDING SOURCE(S) AND SCOPE

TABLE 5 APPROPRIATIONS - CAPITAL IMPROVEMENTS PROGRAM BY REVENUE SOURCE

THE SIX-YEAR CAPITAL IMPROVEMENTS PROGRAM

The Six-Year Capital Improvements Program for FY 2026 through FY 2031 totals \$4.1 billion (Spending Plan). This represents funded projects for which a schedule of work is in progress or has been planned.

THE ONE-YEAR CAPITAL BUDGET

The FY 2026 Capital Budget totals \$1.155 billion (Spending Plan) and represents projects for which a schedule of work is in progress or has been planned.

Spending Plan

Spending Plan outlines a project's cash flow plan for dollars that have been appropriated.

Appropriation Plan

Appropriation Plan details when funds will be appropriated (i.e., taken to City Council).

CAPITAL BUDGET SCHEDULES

The information below provides a brief description for each of the six Capital Plan tables (Spending and Appropriation Tables).

<u>TABLE</u>	<u>DESCRIPTION</u>
1	Summary of projected revenue sources needed for the Six-Year Capital Improvements Program
2	Summary of all project budgets in the Six-Year Program by four functions and ten program areas
3	Listing of all projects in the Six-Year Capital Program sorted by function and program
4	Complete detail for each Capital Project including funding source(s), description and Council location(s)
5	Six-Year Capital Program by individual revenue source with projects sorted by City department

SIX-YEAR CAPITAL IMPROVEMENTS PROGRAM


The City of San Antonio’s FY 2026 – FY 2031 Six-Year Capital Improvement Program (CIP) includes 327 projects totaling \$4.1 billion. The program represents the City’s long-range physical infrastructure development and improvement plan. Projects in the six-year scope include new streets and sidewalks, street improvements, drainage enhancement projects, park and library facility rehabilitation projects, aquifer land acquisition and linear park development, public health and safety enhancements, airport system improvements, flood control projects, and municipal facility construction and refurbishment projects (see Figure 1).

Figure 1
Capital Improvements Program Costs by Program Category
 (\$ In Thousands)

Program	FY 2026	FY 2027	FY 2028	FY 2029	FY 2030	FY 2031	Total	%
Streets	\$ 200,016	\$ 292,217	\$ 139,999	\$ 82,315	\$ 65,930	\$ 65,930	\$ 846,407	20.6%
Parks	75,843	130,417	56,685	11,965	14,000	10,000	298,910	7.3%
Municipal Facilities	71,149	66,455	18,454	5,000	5,000	5,000	171,058	4.2%
Air Transportation	648,832	917,425	289,862	85,975	112,176	88,582	2,142,852	52.2%
Drainage	44,970	123,804	45,226	6,609	0	0	220,609	5.4%
Information Technology	32,078	61,950	27,206	12,950	9,418	23,064	166,666	4.1%
Law Enforcement	15,122	35,988	905	0	0	0	52,015	1.3%
Neighborhood Improvements	39,243	50,788	1,058	0	0	0	91,089	2.2%
Libraries	11,518	10,828	3,000	0	0	0	25,346	0.6%
Fire Protection	16,752	39,818	28,593	0	0	0	85,163	2.1%
Total	\$ 1,155,523	\$ 1,729,690	\$ 610,988	\$ 204,814	\$ 206,524	\$ 192,576	\$ 4,100,115	100.0%

CAPITAL IMPROVEMENT DEVELOPMENT PROCESS

Each year, projects included within the Six-Year Capital Program are evaluated to reflect changes in priority, current project work progress, and updated cost estimates. During the City’s annual budget process, City departments involved in the Capital Program provide the Office of Management and Budget (OMB) with new project requests, updated project schedules, and cost information for ongoing and planned projects. OMB, in coordination with the City’s Executive Leadership Team and Finance Department, reviews the project proposals and the City’s Debt Management Plan to ensure that recommended projects meet long-term infrastructure needs, service delivery plans, funding availability, and debt capacities.



The Capital Budget allocates funding for pedestrian improvements.

REVENUES

The Six-Year Program is funded by various local, state, and federal revenues which are categorized into ten major revenue sources (see Figures 2 and 3). The 2022 General Obligation Bond funding totals \$841 million or 20.5% of the Six-Year Spending Plan. The \$841 million represents the 2022-2027 Bond Program that was voted on and approved by San Antonio taxpayers in May 2022. Of the \$841 million, \$337 million is for street improvements, \$145 million for drainage improvements, \$174 million for parks and recreation improvements, \$29 million for library and cultural facilities, \$65 million for public safety improvements, and \$91 million for neighborhood improvements.

The 2017 General Obligation Bond totals \$46 million or 1.1% of the Six-Year Program. The \$46 million represents the remaining balance of the original \$850 million program that was voted on and approved in May of 2017.

The Six-Year Capital Program includes a total of \$2.1 billion of Airport revenues or 52.2% of the total program. Airport revenues are comprised of \$1.6 billion from General Airport Revenue Bonds, \$46 million of Airport Improvement Program Grants, \$163 million in Interim Airport Funding, \$35 million from the Airport Terminals Program Grant, \$41 million from the Airport Infrastructure Grant, \$4.6 million from Airport Grants, \$49 million from the Airport Improvement and Contingency Fund, \$881,000 from the FAA – Zero Emissions Vehicle & Infrastructure Program, \$540,000 from the Texas Department of Transportation, \$3.2 million from the Stinson Revolving Fund, \$15.6 million from the Airport Customer Facility Charge Fund, and \$153 million from the Airport Passenger Facility Charge Fund.

The Six-Year Capital Program includes \$639 million in Certificates of Obligation and Self-Supporting Certificates of Obligation, equivalent to 15.6% of the total Program. The composition of the \$639 million includes \$616 million in Certificates of Obligation and \$23 million in Self-Supporting Certificates of Obligation.

A total of \$249 million is included in other revenues which represents 6.1% of the Six-Year Capital Program. Examples of the “other” revenues include the General Fund, Advanced Transportation District Fund, the HOT Redemption and Capital Fund, the Storm Water Regional Facilities Fund, the Tree Preservation Fund, the Texas Public Facility Corporation, and the Municipal Facilities Corporation.

Tax Notes are a short-term debt security issued by a municipal government to finance a project that will be repaid with future tax collections. The City is authorized to issue short term tax notes, having a maturity not exceeding seven years, pursuant to the general laws of the State and ordinances authorized by the City Council and are payable from ad valorem taxes. The FY 2026 through FY 2031 capital program includes \$170 million in tax notes funding for projects. This represents about 4% of the overall capital budget.



The Capital Budget allocates funding for parks improvements.

On May 9, 2015, voters re-approved a 1/8th cent sales tax previously approved by the voters in 2000, 2005, and 2010 to provide funds to support aquifer protection and the creation of linear creekway parks. Proposition 2 provided \$80 million in funding to preserve additional open space, to continue the development of hike and bike trails along San Antonio’s creekways and tributaries, and to continue watershed and water quality protection efforts when developing parks improvements. Proposition 2 for 2015 provides \$16 million for the Six-Year Capital Program.

In November 2020, voters approved a redirection of the 1/8th cent sales tax that had been used for linear creekway parks and Edwards Aquifer protection to establish the SA: Ready to Work program an educational and job placement program to help residents improve their quality of life. However, the linear creekways and Edwards Aquifer continue to be funded. Over \$100 million is included in the 2022 Bond Program for Linear Greenway Trails and \$60 million is included in the Capital Program to continue the Edwards Aquifer Program funded through the Municipal Facilities Corporation.

Figure 2
FY 2026 through FY 2031 Capital Improvements Program by Revenue Source

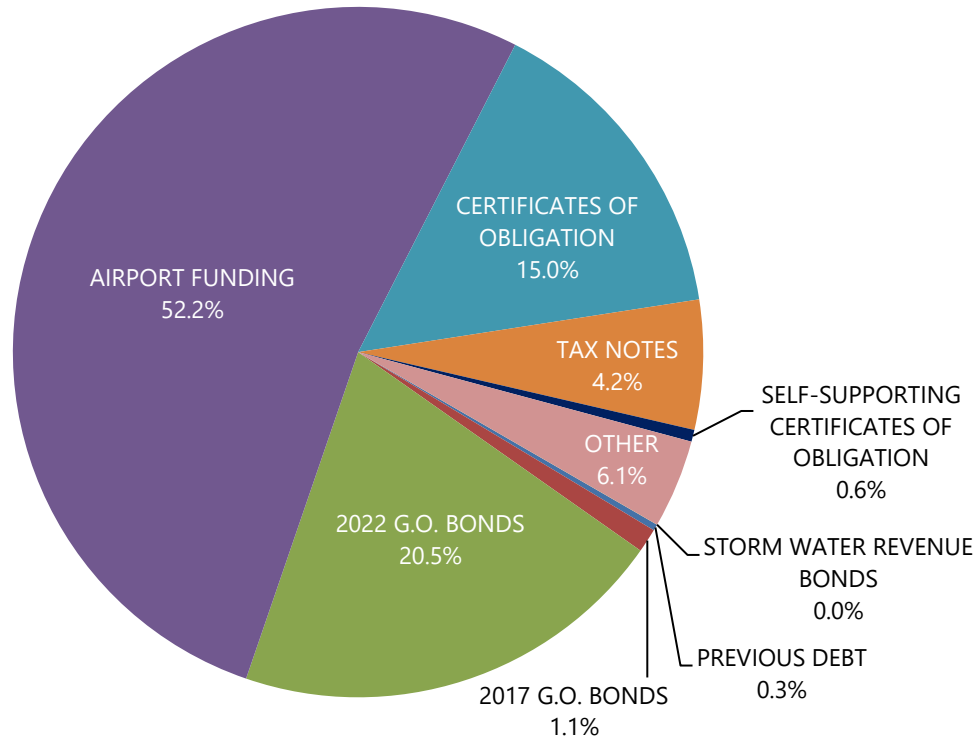


Figure 3
FY 2026 through FY 2031 Capital Improvements Program by Revenue Source
 (\$ In Thousands)

Revenue Source	FY 2026	FY 2027	FY 2028	FY 2029	FY 2030	FY 2031	Total	%
2022 G.O. Bonds	\$ 203,292	\$ 471,811	\$ 144,586	\$ 21,237	\$ 0	\$ 0	\$ 840,926	20.5%
2017 G.O. Bonds	17,690	17,813	7,290	3,189	0	0	45,982	1.1%
Tax Notes	32,620	50,051	27,182	17,950	14,418	28,064	170,285	4.2%
Other ¹	88,789	74,217	42,266	14,833	14,300	14,300	248,705	6.1%
Certificates Of Obligation	153,163	181,417	96,802	61,630	61,630	61,630	616,272	15.0%
Airport Funding	648,832	917,425	289,862	85,975	112,176	88,582	2,142,852	52.2%
Self-Supporting Certificates Of Obligation	5,796	10,000	3,000	0	4,000	0	22,796	0.6%
Previous Debt	5,341	6,844	0	0	0	0	12,185	0.3%
Storm Water Revenue Bonds	0	112	0	0	0	0	112	0.0%
Total	\$ 1,155,523	\$ 1,729,690	\$ 610,988	\$ 204,814	\$ 206,524	\$ 192,576	\$ 4,100,115	100.0%

¹Includes General Fund, Municipal Facilities Corporation, and Advanced Transportation District.

REVENUE HIGHLIGHTS

The following information provides a brief description of the 2017 and 2022 General Obligation Bond Programs, the Advanced Transportation District Fund, Proposition 2 sales tax initiatives, Airport Funding, selected capital projects, and analysis relevant to the revenues and/or programs within the four functional categories of the Six-Year Capital Program. A thorough description for each capital project, as well as its City Council District location(s), can be found in the table titled "Capital Improvements Program by Function, Program and Project with Revenue Source, Scope and Council District" in the Capital Spending Plan Table section.

2022 GENERAL OBLIGATION BONDS

On May 7, 2022, voters approved the City of San Antonio's 2022-2027 \$1.2 billion General Obligation Bond Program consisting of six propositions:

Proposition A:	Streets, Bridges & Sidewalk Improvements	62 Projects	\$471,557,000
Proposition B:	Drainage & Flood Control Improvements	23 Projects	\$169,873,000
Proposition C:	Parks & Recreation Improvements	82 Projects	\$271,915,000
Proposition D:	Library & Cultural Facilities Improvements	9 Projects	\$ 58,375,000
Proposition E:	Public Safety Facilities Improvements	6 Projects	\$ 78,280,000
Proposition F:	Affordable Housing	1 Project*	\$150,000,000
Total		183 Projects	\$1,200,000,000

**Includes 5 Priority Funding Categories*



The 2022-2027 GO Bond Program is the largest in the City's history. The program is 41% larger than the 2017 GO Bond Program, with \$150.0 million towards Affordable Housing, \$100.5 million dedicated to improving Failed "F" Streets, and \$103.4 million towards increasing Linear Greenway Trails. With the addition of the 2022 Bond Program, the City will have invested close to \$3 billion in infrastructure improvements over the past decade of bond programs (including the \$596 million 2012 Bond Program and the \$850 million 2017 Bond Program).

Some of the key features of the 2022 Bond Program includes:

- No City Property Tax rate increase associated with the \$1.2 billion Bond Program
- 53% of Bond dollars dedicated to street and drainage infrastructure projects
- \$12 million dedicated to the construction of pedestrian mobility improvements
- \$241 million in outside funding within 22 of the Bond Program projects leveraged through coordination with state, local, and private partnerships
- Alignment with the City's SA Tomorrow Growth Plan
- At least one proposed bond project within one mile of 90% of residents
- All borrowed money loaned at the lowest interest rates possible due to the City's "AAA" bond rating (the highest credit rating available) - putting more property tax dollars into infrastructure projects
- Completion of General Obligation Bond Programs on time, within budget, and with quality improvements (as seen with the 2012 and 2017 Bond Programs)

The 2022 Bond Program was developed with an extensive public input process. From October to December 2021, 183 residents comprising five Community Bond Committees, appointed by the Mayor and City Council Members, met to review and discuss initial staff-recommended projects. The meetings provided residents an opportunity to offer suggestions for projects, and more than 700 residents attended 20 meetings, providing 572 comments. The Community Bond Committee's recommendations were presented to the City Council on January 12, 2022, and the City Council approved 183 projects to include in the May Bond election.

ADVANCED TRANSPORTATION DISTRICT

On November 2, 2004, San Antonio voters approved the addition of a 1/4th of a cent to the sales tax to create an Advanced Transportation District (ATD). The ATD generates over \$26 million per year for transportation-related capital improvements. The goals of the ATD include construction of infrastructure improvements that result in less traffic congestion, improved sidewalks, Americans with Disabilities Act (ADA) compliance, and improved and/or additional crosswalks, pedestrian street markers, and other facilities. The ATD has \$16 million programmed to be spent in FY 2026.

PROPOSITION 2 – 2015 PARKS DEVELOPMENT AND EXPANSION

Proposition 2 in the May 2015 initiative approved \$80 million for the purpose of the acquisition of open space and linear parks along San Antonio's Creekways. The funds will also be used for some operating, maintenance, and renovation needs associated with these acquisitions. The FY 2026 through FY 2031 Capital Program includes \$15.6 million in remaining 2015 Proposition 2 funds.



Proposition 2 provides funding for land acquisitions to create safe, walkabout

AIRPORT FUNDING

The Six Year Capital Improvement Plan includes \$2.1 Billion dedicated to projects to improve the San Antonio International Airport as well as Stinson. To prepare for expected passenger growth and improve traveling experience, the FY 2026 - FY 2031 Capital Improvement Program includes \$1.5 billion for the Terminal Development Program (TDP). The TDP includes the design and construction of a new SAT terminal and enabling projects, with most projects at 90% design and a projected program completion in FY 2028.

In addition to the TDP, the Airport has other ongoing capital projects that were identified as key components to the Strategic Development Program, which was approved by City Council in November 2021. The Terminal A Expansion (Ground Loading Facility) is completing construction and will provide three boarding gates, with five parking positions that can be used for overnight parking, new passenger amenities, concession space, and access to Federal Inspection Station to accommodate international flights when it opens in January 2026.

Other projects include the Terminal C parking garage, Terminal A and B rehabilitations, and infrastructure improvements to the airfield to address passenger needs over the next 20 years. These projects are funded through multiple revenues sources which include General Airport Revenue Bonds, Interim Airport Financing, Grants, Airport Improvement and Contingency Fund, and Stinson Revolving Fund.

[The remainder of this page is intentionally left blank.]

EXPENDITURES

Each capital project in the Six-Year Program is categorized into one of ten programs. Figures 5 and 6 represent the planned budget activity for each program category in the FY 2026 through FY 2031 Capital Plan. For more detailed information regarding program expenditures in the program, refer to the Highlights section.

Figure 5
FY 2026 through FY 2031 Capital Improvements Program by Program Category

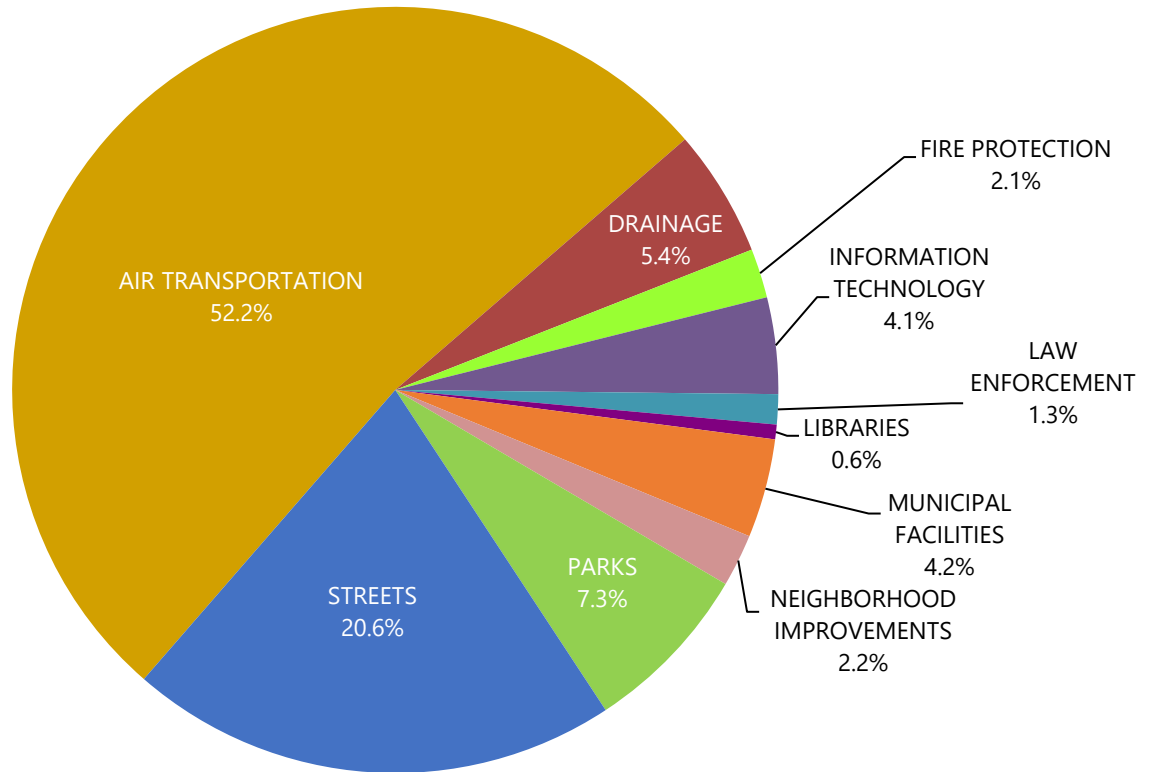


Figure 6
FY 2026 through FY 2031 Capital Improvements Program by Program Category
 (\$ In Thousands)

Program Category	FY 2026 - FY 2031	%
Streets	\$ 846,407	20.6%
Parks	298,910	7.3%
Municipal Facilities	171,058	4.2%
Air Transportation	2,142,852	52.2%
Drainage	220,609	5.4%
Information Technology	166,666	4.1%
Law Enforcement	52,015	1.3%
Neighborhood Improvements	91,089	2.2%
Libraries	25,346	0.6%
Fire Protection	85,163	2.1%
Total	\$ 4,100,115	100.0%

GENERAL GOVERNMENT

- **Information Technology**

The Information Technology Program, totaling \$167 million and 3 projects in the Six-Year Plan, addresses improvements to new or updated information technologies, as well as replacement of aging IT infrastructure. Of the \$167 Million, \$53 Million is included to upgrade the City's financial system.

- **Municipal Facilities**

The Municipal Facilities Program includes recreation and culture, municipal-owned facilities, and other facilities totaling \$171 million in the Six-Year Program. The \$171 million in Municipal Facilities is made up of 38 improvement projects, such as improvements to Animal Care Facilities, Henry B. Gonzalez Convention Center and Alamodome improvements and renovations, and funding for the Kenwood and Father Roman Community Centers.

PUBLIC HEALTH & SAFETY

- **Drainage**

There are 40 drainage and flood control projects worth \$221 million programmed in the Six-Year Program. A majority of these drainage projects are funded through previous debt, 2017, and 2022 General Obligation Bond Programs, Storm Water Funds, and Certificates of Obligation. Some examples of drainage projects include the Barbara Drive Drainage Improvements, Marbach Road Area Drainage Improvements, and Peggy Drive Area Drainage Improvements.

- **Fire Protection**

The Six-Year Program includes \$85 million to address fire protection needs. The \$85 million includes needs-based replacement at various Fire Stations as well as a new Public Safety Warehouse.

- **Law Enforcement**

The Capital Budget includes \$52 million for 7 law enforcement capital projects. Projects for law enforcement include Training Academy improvements and a new police substation.

RECREATION & CULTURE

- **Libraries**

Consisting of 12 projects, the Libraries Program in the Six-Year Program totals \$25 million.

- **Parks**

The FY 2026 – FY 2031 Capital Budget includes \$299 million for 68 parks improvements. The majority of funding for the Parks Program comes from the FY 2022 General Obligation Bond. Examples of projects in this program include the Edwards Aquifer Protection Program, the Linear Park Expansion Program, park shade replacements, Davis Scott YMCA improvements, development of recreational and multi-use facilities, and neighborhood park improvements. This program also includes various improvements to Salado and Leon Creeks.

TRANSPORTATION

- **Air Transportation**

The Air Transportation Program, totaling \$2.1 billion over the next six years, includes 30 projects planned or currently under construction at the San Antonio International Airport (SAT) and Stinson Municipal Airport. The projects are consistent with the City of San Antonio Airport Master Plan and are necessary to accommodate the projected growth in aircraft and passenger activity at SAT and to replace or rehabilitate certain facilities and equipment at SAT and Stinson.

- **Streets**

Made up of 117 projects, the Streets Program totals \$846 million. Examples of street projects include \$11.5 million for Bulverde Road improvements, \$15.8 million for Culebra Road improvements, and \$18.9 million for South Alamo Street Improvements.

ADOPTED FY 2026 CAPITAL BUDGET

OVERVIEW

The FY 2026 Adopted Capital Budget totals \$1.2 billion and is comprised of 327 projects. Below, Figures 7 and 8 show the major revenues in the Adopted Capital Budget. On the following page, Figures 9 and 10 illustrate the planned expenditures for FY 2026 by program category.

Figure 7
FY 2026 Capital Budget by Revenue Source

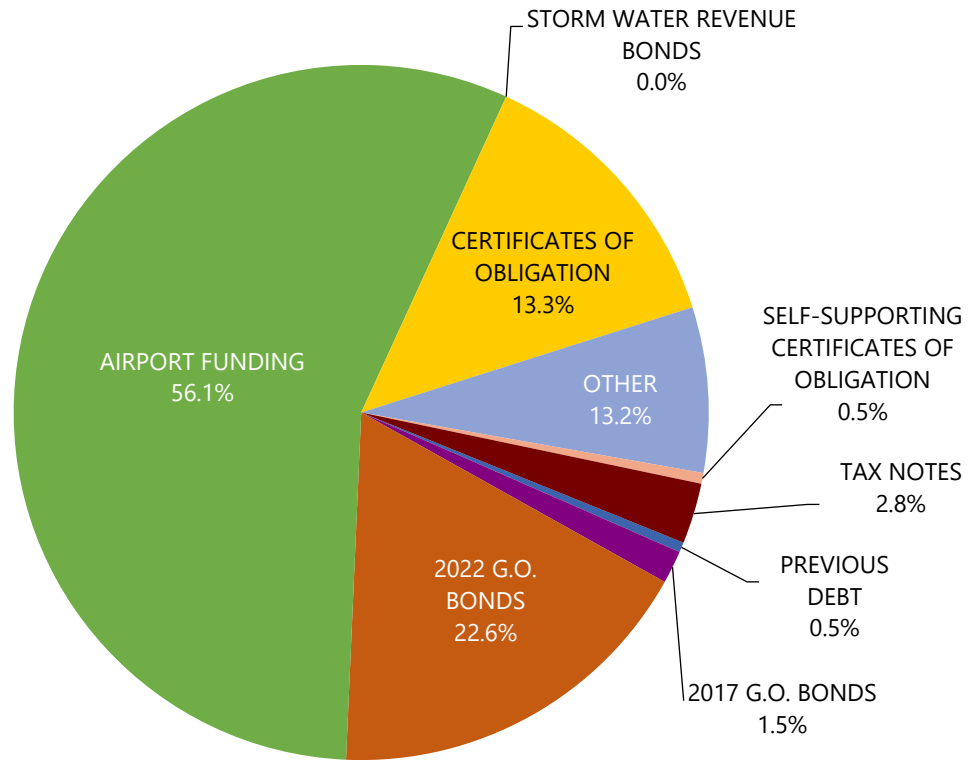


Figure 8
FY 2026 Capital Budget by Revenue Source
(\$ In Thousands)

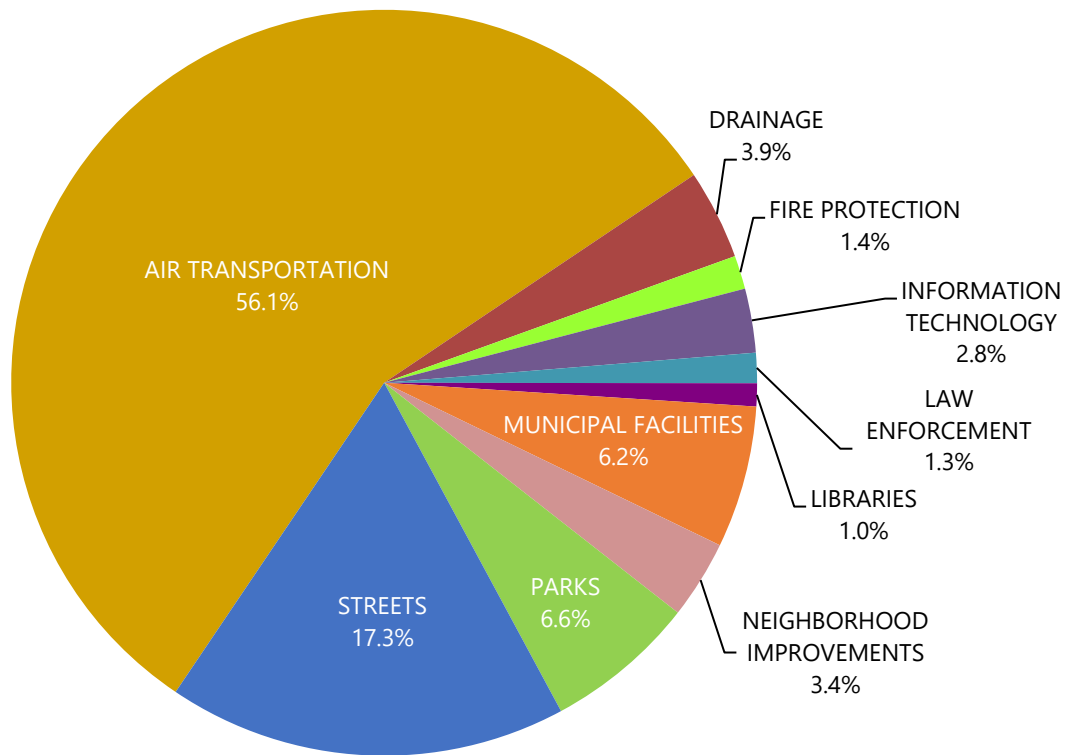
Revenue Source	FY 2026 Budget	%
2022 G.O. Bonds	\$ 203,292	17.6%
2017 G.O. Bonds	17,690	1.5%
Other ¹	88,789	7.7%
Certificates Of Obligation	153,163	13.3%
Tax Notes	32,620	2.8%
Airport Funding	648,832	56.1%
Self-Supporting Certificates Of Obligation	5,796	0.5%
Previous Debt	5,341	0.5%
Storm Water Revenue Bonds	0	0.0%
Total FY 2026 Revenues	\$ 1,155,523	100%

¹Includes Advanced Transportation District, General Fund, and Municipal Facilities Corporation.

Figure 9
FY 2026 Capital Budget by Program Category
 (\$ In Thousands)

Program Category	FY 2026 Amount	%
Streets	\$ 200,016	17.3%
Parks	75,843	6.6%
Municipal Facilities	71,149	6.2%
Drainage	44,970	3.9%
Information Technology	32,078	2.8%
Air Transportation	648,832	56.1%
Libraries	11,518	1.0%
Law Enforcement	15,122	1.3%
Fire Protection	16,752	1.4%
Neighborhood Improvements	39,243	3.4%
Total FY 2026 Program	\$ 1,155,523	100%

Figure 10
FY 2026 Capital Budget by Program Category
 (\$ In Thousands)



OPERATING & MAINTENANCE IMPACT

The operating and maintenance of capital projects is reviewed and evaluated as part of the City's Five-Year Financial Forecast. Operating and maintenance costs for projects scheduled to be completed in the upcoming fiscal year are included in the Operating Budget. The following section summarizes the fiscal impact that projects scheduled to be completed in FY 2026 will have on the City's Operating and Maintenance Budget.

For FY 2026, funds have been budgeted for operating and maintenance costs associated with capital projects included in the FY 2026 Adopted Capital Budget. Planned capital projects often require additional operating and maintenance funds upon completion.

- **Capital Projects at Various Parks:** The FY 2026 Adopted Budget includes \$677,000 in equipment and supplies to support the operations and maintenance of parks and linear greenway trails capital projects. This includes maintenance of an additional 1.75 miles of greenway trail, two new trailheads, and new improvements across 45 park locations. New amenities include playground shade structures at 27 park locations; splash pads at both Cassiano and Lockwood Dignowity Parks; restroom buildings at Monterrey Park, Olmos Basin Park, Spring Time Park, and Medina River Natural Area; sports courts at Dellview and Maverick Parks; new irrigation systems to support recently planted trees; new lighting systems at 13 parks and along all greenway trail miles; and other general improvements at various parks.
- **Municipal Archives Museum:** This provides for one position and operating costs for the Municipal Archives Museum that is anticipated to open in 2025.
- **South Flores Police Substation:** The FY 2026 Adopted Budget includes \$2.5 million to add 28 supervisory positions and necessary equipment to staff the new South Flores Police Substation. These positions include one Captain, four Lieutenants, and 23 Sergeants. A total of six civilian positions will be added in FY 2027 for additional support of the substation. The South Flores Police Substation is being built at 8811 S. Flores as part of the 2022 Bond Program and is anticipated to be completed in the spring of 2027.

SPENDING PLAN

Spending Plan

Table 1

Table 1-Spending Plan

**SUMMARY OF CAPITAL IMPROVEMENTS PROGRAM BY REVENUE SOURCE
For FY 2026 Through FY 2031
(Dollars In Thousands)**

REVENUE SOURCE	FY 2026	FY 2027	FY 2028	FY 2029	FY 2030	FY 2031	TOTAL
2007 G.O. BONDS							
PRIOR DEBT PROCEEDS	1,136	1,053	0	0	0	0	2,189
TOTAL 2007 G.O. BONDS	1,136	1,053	0	0	0	0	2,189
2012 G.O. BONDS							
2012 GO STREET IMPROVEMENT BOND	36	0	0	0	0	0	36
PRIOR DEBT PROCEEDS	4,169	5,791	0	0	0	0	9,960
TOTAL 2012 G.O. BONDS	4,205	5,791	0	0	0	0	9,996
2017 G.O. BONDS							
2017 GO DRAINAGE IMPROVEMENT BOND	758	2,353	0	0	0	0	3,111
2017 GO PARKS IMPROVEMENT BOND	3,980	2,500	2,400	0	0	0	8,880
2017 GO STREET IMPROVEMENT BOND	10,244	5,386	4,890	3,189	0	0	23,709
PRIOR DEBT PROCEEDS	2,708	7,574	0	0	0	0	10,282
TOTAL 2017 G.O. BONDS	17,690	17,813	7,290	3,189	0	0	45,982
2022 G.O. BONDS							
2022 GO DRAINAGE IMPROVEMENT BOND	29,795	78,212	30,572	6,076	0	0	144,655
2022 GO LIBRARY IMPROVEMENT BOND	10,099	14,882	4,500	0	0	0	29,481
2022 GO NEIGHBORHOOD IMPROVEMENT BOND	39,244	50,788	1,058	0	0	0	91,090
2022 GO PARKS & REC IMPROVEMENT BOND	46,126	93,573	32,022	1,965	0	0	173,686
2022 GO PUBLIC SAFETY FACILITIES IMPROVEMENT BOND	10,495	41,120	13,567	0	0	0	65,182
2022 GO STREETS IMPROVEMENT BOND	67,533	193,236	62,867	13,196	0	0	336,832
TOTAL 2022 G.O. BONDS	203,292	471,811	144,586	21,237	0	0	840,926
AVIATION FUNDING							
AIRPORT GRANT	0	4,622	0	0	0	0	4,622
AIRPORT IMPROVEMENT & CONTINGENCY FUND	18,096	24,346	5,281	552	576	0	48,851
AIRPORT IMPROVEMENT PROGRAM GRANT	1,196	3,833	39,272	1,528	0	0	45,829
AIRPORT INFRASTRUCTURE GRANT	15,507	25,376	0	0	0	0	40,883
AIRPORT PASSENGER FACILITY CHARGE	12,677	105,000	35,000	0	0	0	152,677
AIRPORT TERMINALS PROGRAM GRANT	14,850	11,669	8,331	0	0	0	34,850
CUSTOMER FACILITY CHARGE	2,658	2,640	2,640	2,640	2,640	2,416	15,634
FAA - ZERO EMISSIONS VEHICLE & INFRASTRUCTURE PROGRAM GRANT	881	0	0	0	0	0	881

REVENUE SOURCE	FY 2026	FY 2027	FY 2028	FY 2029	FY 2030	FY 2031	TOTAL
AVIATION FUNDING							
GENERAL AIRPORT REVENUE BOND	418,383	737,739	199,238	81,155	108,960	86,166	1,631,641
INTERIM AIRPORT FINANCING	163,159	0	0	0	0	0	163,159
STINSON REVOLVING FUND	1,035	2,150	50	50	0	0	3,285
TEXAS DEPARTMENT OF TRANSPORTATION	390	50	50	50	0	0	540
TOTAL AVIATION FUNDING	648,832	917,425	289,862	85,975	112,176	88,582	2,142,852
CERTIFICATES OF OBLIGATION							
2024 CERTIFICATES OF OBLIGATION	4,528	609	0	0	0	0	5,137
2025 CERTIFICATES OF OBLIGATION	20,680	3,500	819	0	0	0	24,999
PRIOR DEBT PROCEEDS	4,430	0	0	0	0	0	4,430
PRIOR DEBT PROCEEDS - CERTIFICATES OF OBLIGATION	6,441	6,779	706	0	0	0	13,926
UNISSUED CERTIFICATES OF OBLIGATION	117,084	170,529	95,277	61,630	61,630	61,630	567,780
TOTAL CERTIFICATES OF OBLIGATION	153,163	181,417	96,802	61,630	61,630	61,630	616,272
OTHER							
ADVANCED TRANSPORTATION DISTRICT	16,015	8,322	4,500	4,300	4,300	4,300	41,737
CITY TOWER TENANT IMPROVEMENT FUND	2,600	400	2,000	0	0	0	5,000
GENERAL FUND	8,155	7,231	2,203	0	0	0	17,589
HOT IMPROVEMENT AND CONTINGENCY FUND	648	0	0	0	0	0	648
HOT REDEMPTION AND CAPITAL FUND	4,072	2,680	1,100	0	0	0	7,852
MUNICIPAL FACILITIES CORPORATION	12,078	13,029	10,000	10,000	10,000	10,000	65,107
PARKING OPERATING AND MAINTENANCE FUND	800	800	0	0	0	0	1,600
PEG FUND	498	0	0	0	0	0	498
PREVIOUSLY AUTHORIZED FUNDS	2,000	0	0	0	0	0	2,000
PRIOR YEAR CAPITAL PROCEEDS	985	0	0	0	0	0	985
PROP 2 - 2015 PARKS DEVELOPMENT AND EXPANSION VENUE	4,899	10,110	616	0	0	0	15,625
RESILIENCY, ENERGY EFFICIENCY, & SUSTAINABILITY FUND (REES)	2,879	0	0	0	0	0	2,879
RIGHT OF WAY FUND	2,000	0	0	0	0	0	2,000
STORM WATER OPERATING FUND	3,493	3,495	757	0	0	0	7,745
STORM WATER REGIONAL FACILITIES FUND	1,875	21,135	13,819	533	0	0	37,362
TEXAS PUBLIC FACILITY CORPORATION	17,234	1,000	406	0	0	0	18,640
TEXAS STATE ENERGY CONSERVATION	4,602	0	3,068	0	0	0	7,670
TREE PRESERVATION FUND	3,954	6,015	3,796	0	0	0	13,765
TOTAL OTHER	88,787	74,217	42,265	14,833	14,300	14,300	248,702
SELF-SUPPORTING CERTIFICATES OF OBLIGATION							
2024 TAXABLE SELF-SUPPORTING CERTIFICATES OF OBLIGATION	1,320	0	0	0	0	0	1,320
2025 TAXABLE SELF-SUPPORTING CERTIFICATES OF OBLIGATION	3,462	10,000	0	0	0	0	13,462
UNISSUED SELF-SUPPORTING CERTIFICATES OF OBLIGATION	0	0	3,000	0	4,000	0	7,000

REVENUE SOURCE	FY 2026	FY 2027	FY 2028	FY 2029	FY 2030	FY 2031	TOTAL
SELF-SUPPORTING CERTIFICATES OF OBLIGATION							
UNISSUED TAXABLE SELF-SUPPORTING CERTIFICATES OF OBLIGATION	1,014	0	0	0	0	0	1,014
TOTAL SELF-SUPPORTING CERTIFICATES OF OBLIGATION	5,796	10,000	3,000	0	4,000	0	22,796
STORM WATER REVENUE BONDS							
STORM WATER REVENUE BONDS	0	112	0	0	0	0	112
TOTAL STORM WATER REVENUE BONDS	0	112	0	0	0	0	112
TAX NOTES							
2024 TAX NOTES	3,406	318	0	0	0	0	3,724
2025 TAX NOTES	3,863	7,372	1,939	0	0	0	13,174
PRIOR DEBT PROCEEDS	2,092	0	0	0	0	0	2,092
PRIOR DEBT PROCEEDS - TAX NOTES	15,275	2,086	11	0	0	0	17,372
UNISSUED TAX NOTES	9,984	38,275	25,232	17,950	14,418	28,064	133,923
TOTAL TAX NOTES	34,620	48,051	27,182	17,950	14,418	28,064	170,285
TOTAL REVENUE SOURCES	1,157,521	1,727,690	610,987	204,814	206,524	192,576	4,100,112



Spending Plan

Table 2

Table 2-Spending Plan

SUMMARY OF CAPITAL IMPROVEMENTS PROGRAM BY FUNCTION AND PROGRAM For FY 2026 Through FY 2031 (Dollars In Thousands)

FUNCTION / PROGRAM	FY 2026	FY 2027	FY 2028	FY 2029	FY 2030	FY 2031	TOTAL
GENERAL GOVERNMENT							
INFORMATION TECHNOLOGY	34,078	59,950	27,206	12,950	9,418	23,064	166,666
MUNICIPAL FACILITIES	71,149	66,455	18,454	5,000	5,000	5,000	171,058
NEIGHBORHOOD IMPROVEMENTS	39,244	50,788	1,058	0	0	0	91,090
TOTAL GENERAL GOVERNMENT	144,471	177,193	46,718	17,950	14,418	28,064	428,814
PUBLIC HEALTH & SAFETY							
DRAINAGE	44,970	123,805	45,226	6,609	0	0	220,610
FIRE PROTECTION	16,752	39,818	28,593	0	0	0	85,163
LAW ENFORCEMENT	15,121	35,988	905	0	0	0	52,014
TOTAL PUBLIC HEALTH & SAFETY	76,843	199,611	74,724	6,609	0	0	357,787
RECREATION & CULTURE							
LIBRARIES	11,517	10,828	3,000	0	0	0	25,345
PARKS	75,842	130,416	56,684	11,965	14,000	10,000	298,907
TOTAL RECREATION & CULTURE	87,359	141,244	59,684	11,965	14,000	10,000	324,252
TRANSPORTATION							
AIR TRANSPORTATION	648,832	917,425	289,862	85,975	112,176	88,582	2,142,852
STREETS	200,015	292,217	139,999	82,315	65,930	65,930	846,406
TOTAL TRANSPORTATION	848,847	1,209,642	429,861	168,290	178,106	154,512	2,989,258
TOTAL CAPITAL PLAN	1,157,520	1,727,690	610,987	204,814	206,524	192,576	4,100,111



Spending Plan

Table 3

Table 3-Spending Plan

CAPITAL IMPROVEMENTS PROGRAM BY FUNCTION, PROGRAM, AND PROJECT For FY 2026 Through FY 2031 (Dollars In Thousands)

FUNCTION / PROGRAM / PROJECT	FY 2026	FY 2027	FY 2028	FY 2029	FY 2030	FY 2031	TOTAL
GENERAL GOVERNMENT							
INFORMATION TECHNOLOGY							
FINANCIAL SYSTEM UPGRADE	17,449	30,277	5,035	0	0	0	52,761
PUBLIC SAFETY CAD SYSTEM UPGRADE	3,000	0	0	0	0	0	3,000
TECHNOLOGY TRANSFORMATION PROJECT	13,629	29,673	22,171	12,950	9,418	23,064	110,905
TOTAL INFORMATION TECHNOLOGY	34,078	59,950	27,206	12,950	9,418	23,064	166,666
MUNICIPAL FACILITIES							
ALAMODOME ARENA FLOOR BOXES	597	0	0	0	0	0	597
ALAMODOME BUILDING MANAGEMENT SYSTEM	200	0	0	0	0	0	200
ALAMODOME MAINTENANCE	1,124	380	100	0	0	0	1,604
ALAMODOME ROOF REPLACEMENT	0	0	1,000	0	0	0	1,000
ALAMODOME SAVOR IMPROVEMENTS	560	0	0	0	0	0	560
ALAMODOME TRANSFORMERS	160	0	0	0	0	0	160
ALAMODOME WAREHOUSE	600	0	0	0	0	0	600
ALAMODOME WI-FI REPLACEMENT	0	2,300	0	0	0	0	2,300
ANIMAL CARE FACILITIES IMPROVEMENTS	3,903	12,921	1,000	0	0	0	17,824
CALDER ALLEY OUTDOOR STUDIO TVSA	498	0	0	0	0	0	498
CITY CLERK ARCHIVES DIGITIZATION	1,240	0	0	0	0	0	1,240
CITY TOWER	2,078	3,429	2,000	0	0	0	7,507
CITY TOWER MAINTENANCE	2,600	2,000	0	0	0	0	4,600
CITYWIDE FACILITY NEEDS	5,000	5,000	5,000	5,000	5,000	5,000	30,000
CITYWIDE PUBLIC HEALTH & SAFETY FACILITY	3,513	5,937	0	0	0	0	9,450
DEFENSE HEALTH AGENCY	5,000	5,000	0	0	0	0	10,000
ELECTRICAL VEHICLE CHARGING	983	0	0	0	0	0	983
ELLA AUSTIN COMMUNITY CENTER RENOVATION	2,739	5,209	1,500	0	0	0	9,448
FATHER ROMAN COMMUNITY CENTER	1,381	6,263	3,358	0	0	0	11,002
FRANK GARRETT PLUMBING	1,070	0	0	0	0	0	1,070
HBGCC AIR COMPRESSORS	200	0	0	0	0	0	200
HBGCC EXHIBIT HALL 3 PLUMBING IMPROVEMENT	500	0	0	0	0	0	500
HBGCC HONEYWELL FIRE PANELS	1,520	0	0	0	0	0	1,520
HBGCC HVAC SYSTEM RENOVATION	3,909	0	0	0	0	0	3,909
HBGCC MAINTENANCE	2,151	0	0	0	0	0	2,151
HBGCC SPIDER LIFT	0	0	406	0	0	0	406
HBGCC UNISEX RESTROOMS	240	0	0	0	0	0	240
HBGCC VERTICAL TRANSPORTATION	8,327	0	0	0	0	0	8,327
HBGCC VIDEO TECHNOLOGY	412	0	0	0	0	0	412
HBGCC WEST BLDG PARK ENTRANCE REMODEL	2,125	1,000	0	0	0	0	3,125
HOUSTON STREET GARAGE STRUCTURAL REPAIRS	800	800	0	0	0	0	1,600
KENWOOD COMMUNITY CENTER	1,557	5,608	1,022	0	0	0	8,187

FUNCTION / PROGRAM / PROJECT	FY 2026	FY 2027	FY 2028	FY 2029	FY 2030	FY 2031	TOTAL
LILA COCKRELL THEATRE UPGRADE	648	0	0	0	0	0	648
MUNICIPAL ON-SITE SOLAR	9,078	10,000	3,068	0	0	0	22,146
PUBLIC SAFETY UNITY PLAZA SANTA ROSA SIDEWALKS	0	390	0	0	0	0	390
RESERVE FOR FUTURE CAPITAL PROJECTS	5,123	0	0	0	0	0	5,123
UNDERGROUND FUEL TANK - NORTHWEST POLICE STATION	1,000	0	0	0	0	0	1,000
WESTSIDE SERVICE CTR BLDG - DESIGN ONLY	313	218	0	0	0	0	531
TOTAL MUNICIPAL FACILITIES	71,149	66,455	18,454	5,000	5,000	5,000	171,058
NEIGHBORHOOD IMPROVEMENTS							
HOMEOWNER REHABILITATION & PRESERVATION	10,903	21,441	1,058	0	0	0	33,402
HOMEOWNERSHIP PRODUCTION	1,000	786	0	0	0	0	1,786
HOUSING WITH PERMANENT ONSITE SUPPORTIVE HOMELESSNESS SERVICES	4,065	8,549	0	0	0	0	12,614
RENTAL ACQUISITION, REHAB, & PRESERVATION	12,994	9,401	0	0	0	0	22,395
RENTAL HOUSING PRODUCTION & ACQUISITION	10,281	10,611	0	0	0	0	20,892
TOTAL NEIGHBORHOOD IMPROVEMEN	39,243	50,788	1,058	0	0	0	91,089
TOTAL GENERAL GOVERNMENT	144,470	177,193	46,718	17,950	14,418	28,064	428,813
PUBLIC HEALTH & SAFETY							
DRAINAGE							
ALAMODOME PUMP STATION REPLACEMENT	1,319	0	0	0	0	0	1,319
ALLSUP FLAGLE AREA DRAINAGE	153	437	0	0	0	0	590
BARBARA DRIVE DRAINAGE PHASE 3	1,728	7,383	5,039	0	0	0	14,150
BEITEL CREEK DRAINAGE	1,000	7,000	0	0	0	0	8,000
BROOKSIDE OUTFALL (ESMA ROADWAY AREA PHASE 2)	1,411	2,938	2,500	0	0	0	6,849
BUDDING CULVERT REPLACEMENT	93	267	0	0	0	0	360
CONCEPCION CREEK PHASE 1	196	5,476	1,146	0	0	0	6,818
E. ANSLEY AREA STREET RECONSTRUCTION	244	696	0	0	0	0	940
EISENHAUER RD NORTHWOOD-DEVONSHIRE DR AREA DRAINAGE PH 1 A	1,458	4,414	3,631	0	0	0	9,503
ELMENDORF LAKE DAM IMPROVEMENTS	1,679	1,360	0	0	0	0	3,039
ELMIRA AREA DRAINAGE (CAMARON ST.: ELMIRA TO SANTA ROSA ST.)	702	904	1,545	1,868	0	0	5,019
EVANS ROAD DRAINAGE PHASE 1 (EAST ELM CREEK TO MASONWOOD)	1,377	2,436	3,967	0	0	0	7,780
FLOOD MANAGEMENT FACILITIES	1,072	798	0	0	0	0	1,870
FOX RUN AREA DRAINAGE (BETWEEN FOX PEAK DRIVE AND FOX CREEK)	621	122	0	0	0	0	743
FRIO CITY ROAD OUTFALL PHASE 1	826	5,482	3,050	0	0	0	9,358
FY2026 CMP REHABILITATION	1,500	1,500	0	0	0	0	3,000
GARDENDALE DRAINAGE (WURZBACH ROAD TO BLUEMEL ROAD)	1,565	1,265	0	0	0	0	2,830
GEORGE ROAD LOW WATER CROSS (HUNTERS BOW TO NW MILITARY HWY)	560	1,241	880	0	0	0	2,681
GRISSOM ROAD LWC	150	0	0	0	0	0	150
JUDSON AND LOOKOUT LWC - DESIGN ONLY	250	0	0	0	0	0	250
LAS PALMAS DRAINAGE IMPROVEMENTS	737	0	0	0	0	0	737
LOWER FRENCH CREEK DRAINAGE (LOW BID LANE TO LEON CREEK)	1,000	7,760	2,934	0	0	0	11,694
LYNGROVE AND WINDBROOK AREA DRAINAGE	187	533	0	0	0	0	720
MARBACH ROAD AREA DRAINAGE (IH-410 TO HORAL DRIVE)	745	5,780	3,707	4,208	0	0	14,440

FUNCTION / PROGRAM / PROJECT	FY 2026	FY 2027	FY 2028	FY 2029	FY 2030	FY 2031	TOTAL
N. NEW BRAUNFELS (AUSTIN HWY TO LARKWOOD) DESIGN ONLY	572	400	0	0	0	0	972
OAK HAVEN AREA DRAINAGE (KENTWOOD PHASE 2)	1,306	3,113	2,321	0	0	0	6,740
OLD O'CONNOR ROAD LWC	300	2,999	0	0	0	0	3,299
OLYMPIA DRIVE PH II DRAINAGE	272	778	0	0	0	0	1,050
PEGGY DRIVE AREA DRAINAGE (EASTGATE SUBDIVISION)	3,592	10,853	2,213	0	0	0	16,658
PERENNIAL DRIVE AREA DRAINAGE (HEIMER ROAD TO DUTCH MYRTLE)	1,715	187	0	0	0	0	1,902
PUBLIC ART (DRAINAGE)	1,598	715	0	0	0	0	2,313
RED BERRY DAM	693	995	757	0	0	0	2,445
RIVER WALK GATE 3 REPAIR	2,000	2,500	0	0	0	0	4,500
SEELING CHANNEL DRAINAGE IMPROVEMENT - PHASE 4	2,000	3,447	133	0	0	0	5,580
SEELING DRAINAGE PH 4 (LOWERY DR-ST CLOUD & PLACID DR-SAGE-PARDO)	2,389	8,713	2,034	0	0	0	13,136
SOUTH PINE ROADWAY DRAINAGE PHASE 2	2,847	4,716	2,000	0	0	0	9,563
SOUTHWELL NORTH AREA DRAINAGE	1,000	4,239	0	0	0	0	5,239
VALLEY HI AREA DRAINAGE - MEDINA BASE PHASE 1	758	8,104	3,945	533	0	0	13,340
W BROADVIEW DR & OAKWOOD DR DRAINAGE PH1	1,355	5,999	1,447	0	0	0	8,801
WILCOX AVENUE AREA DRAINAGE	2,000	8,254	1,977	0	0	0	12,231
TOTAL DRAINAGE	44,970	123,804	45,226	6,609	0	0	220,609
FIRE PROTECTION							
FIRE STATION #10 FACILITY REPLACEMENT	1,594	3,595	7,105	0	0	0	12,294
FIRE STATION #33 FACILITY REPLACEMENT	955	3,934	6,281	0	0	0	11,170
FIRE STATION 37 SEWAGE LINE RERUN	650	0	0	0	0	0	650
FIRE STATION REPLACEMENT	0	5,950	10,000	0	0	0	15,950
FIRE STATIONS REPLACEMENT	11,677	21,205	3,549	0	0	0	36,431
PUBLIC SAFETY WAREHOUSE	476	5,134	1,658	0	0	0	7,268
REPAIRS TO FIRE BURN BUILDING	1,400	0	0	0	0	0	1,400
TOTAL FIRE PROTECTION	16,752	39,818	28,593	0	0	0	85,163
LAW ENFORCEMENT							
HELICOPTER REPLACEMENT	0	7,877	0	0	0	0	7,877
PUBLIC ART (PUBLIC SAFETY FACILITIES)	150	925	0	0	0	0	1,075
SAPD ACADEMY - TACTICS & FIREARMS BLDG	2,522	1,293	0	0	0	0	3,815
SAPD K9 FACILITY RELOCATION	805	933	0	0	0	0	1,738
SOUTH FLORES POLICE SUBSTATION	7,874	13,808	0	0	0	0	21,682
TRAINING ACADEMY - DRIVING TRACK IMPROVEMENTS	3,471	10,430	905	0	0	0	14,806
TRAINING ACADEMY - PARKING EXPANSION	300	722	0	0	0	0	1,022
TOTAL LAW ENFORCEMENT	15,122	35,988	905	0	0	0	52,015
TOTAL PUBLIC HEALTH & SAFETY	76,844	199,610	74,724	6,609	0	0	357,787
RECREATION & CULTURE							
LIBRARIES							
BAZAN LIBRARY HVAC	700	0	0	0	0	0	700
CARVER BRANCH LIBRARY RENOVATION	1,307	6,701	3,000	0	0	0	11,008
CENTRAL LIBRARY FREIGHT ELEVATOR REPLACEMENT	496	255	0	0	0	0	751
CITY-OWNED CULTURAL FACILITIES IMPROVEMENTS	1,883	1,933	0	0	0	0	3,816
CODY LIBRARY HVAC	1,058	0	0	0	0	0	1,058

FUNCTION / PROGRAM / PROJECT	FY 2026	FY 2027	FY 2028	FY 2029	FY 2030	FY 2031	TOTAL
COLLINS GARDEN LIBRARY HVAC	444	200	0	0	0	0	644
CORTEZ BRANCH LIBRARY EXTERIOR & SITE SAFETY IMPROVEMENTS	985	0	0	0	0	0	985
JOHNSTON BRANCH LIBRARY IMPROVEMENTS	234	0	0	0	0	0	234
LANDA LIBRARY HVAC	241	0	0	0	0	0	241
LAS PALMAS BRANCH LIBRARY RENOVATION	2,099	920	0	0	0	0	3,019
MAGIK THEATER RENOVATION	1,970	118	0	0	0	0	2,088
PUBLIC ART (LIBRARIES FACILITIES)	101	701	0	0	0	0	802
TOTAL LIBRARIES	11,518	10,828	3,000	0	0	0	25,346
PARKS							
AL FORGE PARK	386	0	0	0	0	0	386
AQUATIC & MULTIGEN CENTERS AT PALO ALTO	4,702	9,078	0	0	0	0	13,780
BRACKENRIDGE PARK 2017	200	3,026	2,400	0	0	0	5,626
BRACKENRIDGE PARK 2022	170	1,492	625	0	0	0	2,287
BRACKENRIDGE PARK FACILITIES	527	4,452	0	0	0	0	4,979
CASSIANO PARK	2,142	1,101	0	0	0	0	3,243
CIELO VISTA PARK	331	0	0	0	0	0	331
CITYWIDE BICYCLE RECREATIONAL FACILITIES	938	1,800	0	0	0	0	2,738
CITYWIDE CREEKWAY TRAIL DEVELOPMENT	500	2,120	0	0	0	0	2,620
CLASSEN-STEUBING RANCH PARK	1,369	1,477	0	0	0	0	2,846
COMANCHE LOOKOUT PARK	872	0	0	0	0	0	872
CONCEPCION PARK	248	35	0	0	0	0	283
CUELLAR PARK	668	110	0	0	0	0	778
CUELLAR PARK IMPROVEMENTS	248	50	0	0	0	0	298
DAVIS SCOTT YMCA	1,000	2,207	0	0	0	0	3,207
DISTRICT 1 PARKS	1,433	1,359	0	0	0	0	2,792
DISTRICT 1 PARKS & MULTIGENERATIONAL RECREATION FACILITY	2,000	5,209	0	0	0	0	7,209
DISTRICT 2 PARKS	985	0	0	0	0	0	985
DISTRICT 3 AQUATICS FACILITY	895	3,548	87	0	0	0	4,530
DISTRICT 4 PARKS	522	1,050	0	0	0	0	1,572
DISTRICT 5 PARKS	1,461	135	0	0	0	0	1,596
DISTRICT 7 PARKS	568	0	0	0	0	0	568
DISTRICT 9 GREENWAY TRAIL PROJECT	1,399	500	0	0	0	0	1,899
EDWARDS AQUIFER PROTECTION PROGRAM	10,000	10,000	10,000	10,000	10,000	10,000	60,000
EISENHOWER PARK	528	0	0	0	0	0	528
FRIEDRICH PARK	242	0	0	0	0	0	242
FRIESENHAHN PARK	529	100	0	0	0	0	629
FT. SAM HOUSTON TRAIL (JOHN JAMES PARK TO JACK WHITE PARK)	500	1,800	617	0	0	0	2,917
GILBERT GARZA PARK	412	206	0	0	0	0	618
GOLF COURSE IMPROVEMENTS	0	0	3,000	0	4,000	0	7,000
HARLANDALE PARK	484	33	0	0	0	0	517
KELLY HERITAGE LEARNING CENTER	454	0	0	0	0	0	454
LADY BIRD JOHNSON PARK	753	306	0	0	0	0	1,059
LEE'S CREEK PARK	120	0	0	0	0	0	120
LEON CREEK (QUINTANA RD TO I-35)	1,000	3,077	0	0	0	0	4,077
LEON CREEK (THE RIM TO RAYMOND RUSSELL PARK)	1,500	2,614	0	0	0	0	4,114
LINEAR GREENWAY TRAILS	11,917	47,903	26,818	0	0	0	86,638
LOCKWOOD AND DIGNOWITY PARKS 2022	739	48	0	0	0	0	787

FUNCTION / PROGRAM / PROJECT	FY 2026	FY 2027	FY 2028	FY 2029	FY 2030	FY 2031	TOTAL
MAIN PLAZA	500	4,799	3,796	0	0	0	9,095
MARTIN LUTHER KING PARK 2022	711	25	0	0	0	0	736
MAVERICK PARK	396	101	0	0	0	0	497
MEDINA RIVER NATURAL AREA	523	0	0	0	0	0	523
MILLERS POND PARK (COMMUNITY RECREATION CENTER)	442	0	0	0	0	0	442
MITCHELL LAKE AUDUBON CENTER	1,000	4,377	364	0	0	0	5,741
NANI FALCONE PARK	472	0	0	0	0	0	472
NEW BUCHSENSCHUTZ PARK	582	0	0	0	0	0	582
NEW DISTRICT 6 PARK (NEAR CIELO VISTA)	428	0	0	0	0	0	428
NEW MEDICAL CENTER AREA PARK	1,049	1,198	63	0	0	0	2,310
NEW PARK AT ORR DRIVE AND SUZETTE AVENUE	345	0	0	0	0	0	345
NEW PARKS AT NOPAL STREET AND SOUTH GEVERS STREET	516	75	0	0	0	0	591
NEW REGIONAL PARK PHASE 1 (DISTRICT 6)	590	436	2,750	1,965	0	0	5,741
NEW REGIONAL PARK PHASE 1 AND NORMOYLE PARK EXPANSION (D5)	386	3,034	1,336	0	0	0	4,756
O.P. SCHNABEL PARK	958	75	0	0	0	0	1,033
OLMOS BASIN PARK	737	18	0	0	0	0	755
PARK SHADE REPLACEMENT	3,800	3,800	3,800	0	0	0	11,400
PEARSALL PARK	650	840	0	0	0	0	1,490
PICKLEBALL RECREATIONAL IMPROVEMENTS	747	0	0	0	0	0	747
PICKWELL PARK	971	0	0	0	0	0	971
PIPER'S MEADOW PARK	356	0	0	0	0	0	356
PUBLIC ART (PARKS)	1,119	2,590	0	0	0	0	3,709
ROSEDALE PARK	130	130	0	0	0	0	260
SAN ANTONIO BOTANICAL CENTER	1,688	0	0	0	0	0	1,688
SAN PEDRO SPRINGS PARK	137	976	129	0	0	0	1,242
SOUTHSIDE LIONS PARK	962	0	0	0	0	0	962
TIMBER RIDGE PARK	327	29	0	0	0	0	356
TOM SLICK PARK	589	0	0	0	0	0	589
UTSA ATHLETICS FACILITIES	854	2,500	0	0	0	0	3,354
WOODLAWN LAKE PARK	1,136	578	900	0	0	0	2,614
TOTAL PARKS	75,843	130,417	56,685	11,965	14,000	10,000	298,910
TOTAL RECREATION & CULTURE	87,361	141,245	59,685	11,965	14,000	10,000	324,256

TRANSPORTATION

AIR TRANSPORTATION

2ND FIS BAG BELT	1,290	0	0	0	0	0	1,290
AIRFIELD SAFETY ENHANCEMENTS & IMPROVEMENTS PROGRAM (ASEIP)	23,570	15,429	56,482	5,300	0	0	100,781
ARFF RINGDOWN SYSTEM	400	0	0	0	0	0	400
BAGGAGE HANDLING SYSTEM EXPANSION	9,691	1,658	0	0	0	0	11,349
CCTV/ACS SYSTEM REPLACEMENT	237	0	0	0	0	0	237
CONRAC UPGRADES - PHASE 2	2,658	2,640	2,640	2,640	2,640	2,416	15,634
DE-ICING FACILITY - B AND C GATES	0	212	1,788	0	0	0	2,000
ELECTRIC SHUTTLE BUS INFRASTRUCTURE	1,163	0	0	0	0	0	1,163
MAINTENANCE FACILITY CHARGING STATION EXPANSION	769	0	0	0	0	0	769
NETWORK EOL REPLACEMENT	626	498	522	552	576	0	2,774

FUNCTION / PROGRAM / PROJECT	FY 2026	FY 2027	FY 2028	FY 2029	FY 2030	FY 2031	TOTAL
NEW PARKING STRUCTURE AND GROUND TRANSPORTATION CENTER (TERMINAL C PARKING GARAGE)	40,243	84,476	0	0	0	0	124,719
PROPERTY MAPS, PLATTING, BOUNDARY SURVEY	480	209	0	0	0	0	689
REMOTE TRANSMITTER RECEIVER F RELOCATION	2,559	1,211	29	0	0	0	3,799
STINSON - BUILDING MODIFICATIONS-FY26	100	0	0	0	0	0	100
STINSON - BUILDING MODIFICATIONS-FY27	0	100	0	0	0	0	100
STINSON - BUILDING MODIFICATIONS-FY28	0	0	100	0	0	0	100
STINSON - BUILDING MODIFICATIONS-FY29	0	0	0	100	0	0	100
STINSON - MARTINSON HANGARS ARCHEOLOGY INVESTIGATION	289	0	0	0	0	0	289
STINSON - SIX MILE CREEK STABILIZATION	100	900	0	0	0	0	1,000
STINSON - SOUTH OF RW 10/28 FENCE	300	1,200	0	0	0	0	1,500
STINSON - TERMINAL RESTROOM RENOVATIONS	200	0	0	0	0	0	200
STINSON LAND ACQ. RW 14/32 RPZ	436	0	0	0	0	0	436
TERMINAL A ELECTRICAL SYSTEM EXPANSION	7,592	1,899	0	0	0	0	9,491
TERMINAL A GROUND LOADING FACILITY	21,866	0	0	0	0	0	21,866
TERMINAL A/B RECONFIGURATION AND REHABILITATION	9,995	14,424	20,060	59,793	108,960	86,166	299,398
TERMINAL A+B CONNECTOR	3,000	0	0	0	0	0	3,000
TERMINAL B EMERGENCY GENERATOR REPLACEMENT	589	0	0	0	0	0	589
TERMINAL DEVELOPMENT PROGRAM	519,610	792,569	208,241	17,590	0	0	1,538,010
UTILITY INFRASTRUCTURE UPGRADES	569	0	0	0	0	0	569
YELLOW LOT IMPROVEMENTS	500	0	0	0	0	0	500
TOTAL AIR TRANSPORTATION	648,832	917,425	289,862	85,975	112,176	88,582	2,142,852

STREETS

ABE LINCOLN SHARED USE PATH	340	163	0	0	0	0	503
BABCOCK ROAD (WEST HAUSMAN TO UTSA BOULEVARD)	1,575	7,037	0	0	0	0	8,612
BIKE FACILITIES	2,325	800	200	0	0	0	3,325
BRAUN ROAD SIDEWALKS (TEZEL ROAD TO NORTHWEST LOOP 1604)	815	1,113	0	0	0	0	1,928
BROOKS-S NEW BRAUNFELS (LYSTER LOOP 410 SOUTH)	0	1,020	706	0	0	0	1,726
BULVERDE ROAD (GREEN SPRING DRIVE TO REDLAND ROAD)	1,238	6,340	3,930	0	0	0	11,508
CITYWIDE BICYCLE FACILITIES	783	3,867	5,045	0	0	0	9,695
CLASSEN ROAD (CLASSEN SPUR TO KNOLL CREEK DRIVE)	1,272	5,880	263	0	0	0	7,415
COVEL ROAD (RAY ELLISON BOULEVARD TO OLD PEARSALL ROAD)	1,240	6,579	1,049	0	0	0	8,868
CULEBRA PARK (AREA STREETS)	1,000	4,509	556	0	0	0	6,065
CULEBRA ROAD (IH-10 TO CALLAGHAN ROAD)	1,507	6,982	5,312	2,000	0	0	15,801
D9 TRAFFIC AND MOBILITY IMPROVEMENTS (HARDY OAK & STONE OAK AREA)	1,000	2,825	0	0	0	0	3,825
DISTRICT 1 F-STREETS RECONSTRUCTION	2,000	2,937	0	0	0	0	4,937
DISTRICT 1 PEDESTRIAN MOBILITY	414	130	0	0	0	0	544
DISTRICT 1 PEDESTRIAN MOBILITY & STREETS	428	479	0	0	0	0	907
DISTRICT 10 F-STREETS RECONSTRUCTION	1,500	5,383	0	0	0	0	6,883
DISTRICT 10 PEDESTRIAN MOBILITY	539	75	0	0	0	0	614
DISTRICT 2 F-STREETS RECONSTRUCTION	1,116	1,776	0	0	0	0	2,892
DISTRICT 2 PEDESTRIAN MOBILITY	616	366	0	0	0	0	982
DISTRICT 3 F-STREETS RECONSTRUCTION	1,892	3,198	0	0	0	0	5,090

FUNCTION / PROGRAM / PROJECT	FY 2026	FY 2027	FY 2028	FY 2029	FY 2030	FY 2031	TOTAL
DISTRICT 3 PEDESTRIAN MOBILITY	460	103	0	0	0	0	563
DISTRICT 4 F-STREETS RECONSTRUCTION	469	2,388	0	0	0	0	2,857
DISTRICT 4 PEDESTRIAN MOBILITY	360	57	0	0	0	0	417
DISTRICT 5 F-STREETS RECONSTRUCTION	2,203	3,655	0	0	0	0	5,858
DISTRICT 5 PEDESTRIAN MOBILITY	961	742	0	0	0	0	1,703
DISTRICT 6 F-STREETS RECONSTRUCTION	750	2,600	0	0	0	0	3,350
DISTRICT 6 INTERSECTION IMPROVEMENTS	1,248	2,752	0	0	0	0	4,000
DISTRICT 6 PEDESTRIAN MOBILITY	375	217	0	0	0	0	592
DISTRICT 6 PEDESTRIAN MOBILITY & STREETS	901	406	0	0	0	0	1,307
DISTRICT 7 F-STREETS RECONSTRUCTION	3,032	3,815	0	0	0	0	6,847
DISTRICT 7 NEIGHBORHOOD SIDEWALK IMPROVEMENTS	2,667	12,348	0	0	0	0	15,015
DISTRICT 7 PEDESTRIAN MOBILITY	361	371	0	0	0	0	732
DISTRICT 8 F-STREETS RECONSTRUCTION	1,458	1,918	0	0	0	0	3,376
DISTRICT 8 PEDESTRIAN MOBILITY	310	40	0	0	0	0	350
DISTRICT 9 F-STREETS RECONSTRUCTION	620	3,650	0	0	0	0	4,270
DISTRICT 9 PEDESTRIAN MOBILITY	598	121	0	0	0	0	719
DISTRICT 9 TRAFFIC & MOBILITY IMPROVEMENTS (BITTERS RD AREA)	1,389	980	904	0	0	0	3,273
DOLOROSA STREET RECON (FLORES TO LEON)	0	165	0	0	0	0	165
DORSEY DRIVE (MOURSUND BOULEVARD TO GARNETT AVENUE)	1,000	3,190	0	0	0	0	4,190
EASTSIDE AREA STREETS	1,230	2,661	2,245	0	0	0	6,136
EVANS ROAD PHASE 1 (EAST ELM CREEK TO MASONWOOD)	1,000	2,797	4,066	0	0	0	7,863
FLORES STREET (CESAR CHAVEZ TO MARTIN ST)	0	100	500	0	0	0	600
FLORES STREETS (TRAVIS TO MARTIN)	1,000	3,250	2,000	0	0	0	6,250
FY 2024 DISTRICT 1 INFRASTRUCTURE IMPROVEMENTS	786	167	0	0	0	0	953
FY 2024 DISTRICT 10 INFRASTRUCTURE IMPROVEMENTS	472	489	0	0	0	0	961
FY 2024 DISTRICT 3 INFRASTRUCTURE IMPROVEMENTS	438	562	0	0	0	0	1,000
FY 2024 DISTRICT 4 INFRASTRUCTURE IMPROVEMENTS	546	304	0	0	0	0	850
FY 2024 DISTRICT 5 INFRASTRUCTURE IMPROVEMENTS	500	0	0	0	0	0	500
FY 2024 DISTRICT 6 INFRASTRUCTURE IMPROVEMENTS	612	0	0	0	0	0	612
FY 2024 DISTRICT 7 INFRASTRUCTURE IMPROVEMENTS	512	438	0	0	0	0	950
FY 2024 DISTRICT 8 INFRASTRUCTURE IMPROVEMENTS	500	301	0	0	0	0	801
FY 2024 DISTRICT 9 INFRASTRUCTURE IMPROVEMENTS	460	500	0	0	0	0	960
FY 2025 DISTRICT 1 INFRASTRUCTURE IMPROVEMENTS	526	474	0	0	0	0	1,000
FY 2025 DISTRICT 10 INFRASTRUCTURE IMPROVEMENTS	526	474	0	0	0	0	1,000
FY 2025 DISTRICT 2 INFRASTRUCTURE IMPROVEMENTS	526	474	0	0	0	0	1,000
FY 2025 DISTRICT 3 INFRASTRUCTURE IMPROVEMENTS	526	474	0	0	0	0	1,000
FY 2025 DISTRICT 4 INFRASTRUCTURE IMPROVEMENTS	526	474	0	0	0	0	1,000
FY 2025 DISTRICT 5 INFRASTRUCTURE IMPROVEMENTS	557	0	0	0	0	0	557
FY 2025 DISTRICT 7 INFRASTRUCTURE IMPROVEMENTS	551	0	0	0	0	0	551
FY 2025 DISTRICT 8 INFRASTRUCTURE IMPROVEMENTS	500	0	0	0	0	0	500
FY 2025 DISTRICT 9 INFRASTRUCTURE IMPROVEMENTS	116	474	0	0	0	0	590
FY 2025 VISION ZERO	600	222	0	0	0	0	822
FY 2026 AUDIBLE PEDESTRIAN IMPROVEMENTS	312	0	0	0	0	0	312
FY 2026 INTELLIGENT TRAFFIC SYSTEM	1,600	0	0	0	0	0	1,600
FY 2026 SCHOOL PEDESTRIAN SAFETY PROGRAM	1,000	0	0	0	0	0	1,000
FY 2026 SIDEWALK PROGRAM	8,000	3,000	0	0	0	0	11,000

FUNCTION / PROGRAM / PROJECT	FY 2026	FY 2027	FY 2028	FY 2029	FY 2030	FY 2031	TOTAL
FY 2026 TRAFFIC CALMING PROGRAM	1,000	0	0	0	0	0	1,000
FY 2026 TRAFFIC SIGNAL COMMUNICATIONS	700	0	0	0	0	0	700
FY 2026 VISION ZERO	1,000	0	0	0	0	0	1,000
FY 2026 WARRANTED TRAFFIC SIGNALS	550	1,000	0	0	0	0	1,550
FY2026 DISTRICT 1 INFRASTRUCTURE IMPROVEMENTS	1,000	0	0	0	0	0	1,000
FY2026 DISTRICT 10 INFRASTRUCTURE IMPROVEMENTS	1,000	0	0	0	0	0	1,000
FY2026 DISTRICT 2 INFRASTRUCTURE IMPROVEMENTS	1,000	0	0	0	0	0	1,000
FY2026 DISTRICT 3 INFRASTRUCTURE IMPROVEMENTS	1,000	0	0	0	0	0	1,000
FY2026 DISTRICT 4 INFRASTRUCTURE IMPROVEMENTS	1,000	0	0	0	0	0	1,000
FY2026 DISTRICT 5 INFRASTRUCTURE IMPROVEMENTS	1,000	0	0	0	0	0	1,000
FY2026 DISTRICT 6 INFRASTRUCTURE IMPROVEMENTS	1,000	0	0	0	0	0	1,000
FY2026 DISTRICT 7 INFRASTRUCTURE IMPROVEMENTS	1,000	0	0	0	0	0	1,000
FY2026 DISTRICT 8 INFRASTRUCTURE IMPROVEMENTS	1,000	0	0	0	0	0	1,000
FY2026 DISTRICT 9 INFRASTRUCTURE IMPROVEMENTS	1,000	0	0	0	0	0	1,000
GARDENDALE STREET (WURZBACH ROAD TO BLUEMEL ROAD)	504	1,725	0	0	0	0	2,229
HARRY WURZBACH HIGHWAY - DESIGN ONLY	323	675	0	0	0	0	998
HEMISFAIR BOULEVARD PHASE 3	495	3,203	3,774	1,400	0	0	8,872
INTERSECTION IMPROVEMENTS PEDESTRIAN DETECTION	540	0	0	0	0	0	540
MARBACH ROAD AREA STREETS (LOOP 410 TO HORAL DRIVE)	1,000	5,287	4,409	4,048	0	0	14,744
MARKET ST CYCLE TRACK (MKT - IH35 - IH37)	285	584	320	0	0	0	1,189
MILITARY DRIVE (SEQUOIA HEIGHT TO EAST OF REED ROAD)	2,110	7,881	288	0	0	0	10,279
N FRIO BIKE AND PED IMPROVEMENTS	365	472	225	0	0	0	1,062
NORTH NEW BRAUNFELS AV PH 2 (E HOUSTON ST. - PASO HONDO ST.)	2,118	2,095	120	0	0	0	4,333
OAK HAVEN AREA STREETS (KENTWOOD PHASE 2)	1,500	2,934	2,312	0	0	0	6,746
OLD HWY 90 PHASE 2 (STATE HWY 151 TO US HWY 90 WEST)	107	451	2,078	1,874	0	0	4,510
PERENNIAL AREA STREETS (HEIMER ROAD TO DUTCH MYRTLE)	1,770	196	0	0	0	0	1,966
PINN ROAD SHARED USE	557	178	0	0	0	0	735
PORT SAN ANTONIO AREA STREETS	2,418	8,321	4,100	0	0	0	14,839
PROBANDT STREET (SOUTH ALAMO STREET TO US HIGHWAY 90)	66	511	3,871	3,189	0	0	7,637
PROBANDT STREET PHASE 2	589	1,604	1,341	271	0	0	3,805
PUBLIC ART (STREETS)	1,000	3,205	2,447	0	0	0	6,652
RITTIMAN ROAD GRADE SEPARATION	613	526	0	0	0	0	1,139
RIVER WALK - SIDEWALKS RENOVATION	1,423	3,044	0	0	0	0	4,467
RIVER WALK - STAIR CASE RENOVATION	230	0	0	0	0	0	230
ROOSEVELT AVENUE (US HIGHWAY 90 TO SOUTHEAST LOOP 410)	230	3,990	1,019	0	0	0	5,239
ROOSEVELT AVENUE (VFW BOULEVARD TO HARDING BOULEVARD)	864	3,613	5,993	583	0	0	11,053
S ALAMO (MARKET STREET TO E CESAR E. CHAVEZ BOULEVARD)	14,914	4,000	0	0	0	0	18,914
SAN SABA STREET (NUEVA STREET TO MARTIN STREET)	835	0	0	0	0	0	835
SIDNEY BROOKS DR (CITY BASE LANDING TO SOUTH NEW BRAUNFELS)	2,150	11,296	0	0	0	0	13,446
SOUTH BRAZOS STREET (ALAZAN CREEK TO APACHE CREEK)	1,038	3,804	1,184	0	0	0	6,026
SOUTHCROSS BOULEVARD PHASE 2	1,789	1,926	0	0	0	0	3,715

FUNCTION / PROGRAM / PROJECT	FY 2026	FY 2027	FY 2028	FY 2029	FY 2030	FY 2031	TOTAL
STREET LIGHT PROGRAM	5,080	0	0	0	0	0	5,080
STREET MAINTENANCE PROGRAM	64,680	62,680	65,930	65,930	65,930	65,930	391,080
TEXAS A&M UNIVERSITY AREA STREETS	1,478	6,457	1,174	0	0	0	9,109
TOEPPERWEIN ROAD (NACOGDOCHES ROAD TO RAINTREE FOREST)	1,652	5,446	5,416	0	0	0	12,514
TOYOTA SOUTHSIDE STREETS	2,438	3,607	0	0	0	0	6,045
VANCE JACKSON (LOOP 410 TO ADRIAN DRIVE)	1,956	6,815	0	0	0	0	8,771
VANCE JACKSON ROAD (HUEBNER ROAD TO WURZBACH ROAD)	143	5,626	5,481	3,020	0	0	14,270
WATSON RD PHASE 1 (VERANO PARKWAY TO WEST OF PALO ALTO ROAD)	2,395	7,029	1,548	0	0	0	10,972
WATSON ROAD PHASE 2 - DESIGN ONLY	326	156	193	0	0	0	675
WURZBACH ROAD AT VANCE JACKSON (INTERSECTION IMPROVEMENTS)	2,101	3,268	0	0	0	0	5,369
TOTAL STREETS	200,016	292,217	139,999	82,315	65,930	65,930	846,407
TOTAL TRANSPORTATION	848,848	1,209,642	429,861	168,290	178,106	154,512	2,989,259
GRAND TOTAL	1,157,523	1,727,690	610,988	204,814	206,524	192,576	4,100,115



Spending Plan

Table 4

Table 4-Spending Plan

CAPITAL IMPROVEMENTS PROGRAM BY FUNCTION, PROGRAM AND PROJECT WITH PROJECTED REVENUE SOURCE(S), SCOPE AND COUNCIL DISTRICT LOCATION(S) For FY 2026 Through FY 2031 (Dollars In Thousands)

FUNCTION/PROGRAM/PROJ./REV./SCOPE	FY 2026	FY 2027	FY 2028	FY 2029	FY 2030	FY 2031	TOTAL
GENERAL GOVERNMENT							
INFORMATION TECHNOLOGY							
FINANCIAL SYSTEM UPGRADE							
2025 CERTIFICATES OF OBLIGATION	6,861	0	0	0	0	0	6,861
PRIOR DEBT PROCEEDS - TAX NOTES	1,337	1,552	11	0	0	0	2,900
UNISSUED CERTIFICATES OF OBLIGATION	9,251	28,725	5,024	0	0	0	43,000
Total	<u>17,449</u>	<u>30,277</u>	<u>5,035</u>	<u>0</u>	<u>0</u>	<u>0</u>	<u>52,761</u>
Council District(s)	Project (09-00137) - This project will provide funding for the upgrade of the City's financial system.						
CW							
PUBLIC SAFETY CAD SYSTEM UPGRADE							
UNISSUED TAX NOTES	3,000	0	0	0	0	0	3,000
Total	<u>3,000</u>	<u>0</u>	<u>0</u>	<u>0</u>	<u>0</u>	<u>0</u>	<u>3,000</u>
Council District(s)	Project (09-00173) - The upgrade to the CAD system will be conducted in two phases. First phase is implementing the supporting network, compute, storage, memory, virtual and database infrastructure to host a "High Availability Always On" Windows server failover clustering solution that will provide an enterprise-level reliability to the CAD environment. The second phase is the creation of a CJIS-Compliant "COSA-Untrusted" public safety domain to be known as the Alamo Area Regional Public Safety (AARPS) Domain.						
CW							
TECHNOLOGY TRANSFORMATION PROJECT							
2025 TAX NOTES	738	5,853	1,939	0	0	0	8,530
PRIOR DEBT PROCEEDS - TAX NOTES	12,891	534	0	0	0	0	13,425
UNISSUED TAX NOTES	0	23,286	20,232	12,950	9,418	23,064	88,950
Total	<u>13,629</u>	<u>29,673</u>	<u>22,171</u>	<u>12,950</u>	<u>9,418</u>	<u>23,064</u>	<u>110,905</u>
Council District(s)	Project (09-00187) - The Technology Transformation Capital Program supports the acquisition, replacement, expansion, and improvement of technology assets and services that enable City operations, enhance public service delivery, and protect critical infrastructure. This program addresses new and evolving technology needs, the replacement of aging or end-of-life systems and infrastructure, and strategic IT investments that strengthen operational effectiveness, service security, and long-term sustainability in alignment with the City's strategic goals and asset planning practices.						
CW							
TOTAL INFORMATION TECHNOLOGY	34,078	59,950	27,206	12,950	9,418	23,064	166,666

GENERAL GOVERNMENT

MUNICIPAL FACILITIES

ALAMODOME ARENA FLOOR BOXES

HOT REDEMPTION AND CAPITAL FUND	597	0	0	0	0	0	597
Total	597	0	0	0	0	0	597

Council District(s)
2

Project (45-00046) - The project will replace existing arena floor boxes with new metal junction boxes allowing for new electrical, data and water runs for efficient distribution of services for events.

ALAMODOME BUILDING MANAGEMENT SYSTEM

HOT REDEMPTION AND CAPITAL FUND	200	0	0	0	0	0	200
Total	200	0	0	0	0	0	200

Council District(s)
2

Project (45-00082) - This project provides funding for upgrades to the existing Building Management Systems, including software, hardware, and associated equipment that maintains efficient Alamodome building operations.

ALAMODOME MAINTENANCE

HOT REDEMPTION AND CAPITAL FUND	1,124	380	100	0	0	0	1,604
Total	1,124	380	100	0	0	0	1,604

Council District(s)
2

Project (45-00078) - This project provides funding for facility maintenance needs such as mechanical, electrical, plumbing, fire suppression, and replacement/repair of building finishes, systems, and technology.

ALAMODOME ROOF REPLACEMENT

HOT REDEMPTION AND CAPITAL FUND	0	0	1,000	0	0	0	1,000
Total	0	0	1,000	0	0	0	1,000

Council District(s)
2

Project (45-00065) - This project provides funding for the full replacement of Alamodome's entire roof including all accessory fans, exhausts and vents. The metal panels are original 30-year old panels, the single ply roof is near the end of its service life.

ALAMODOME SAVOR IMPROVEMENTS

2024 TAXABLE SELF-SUPPORTING CERTIFICATES OF OBLIGATION	560	0	0	0	0	0	560
Total	560	0	0	0	0	0	560

Council District(s)
2

Project (45-00084) - This project provides funding for catering improvements throughout the building, new SE kitchen smallwares, new suite smallwares, electrical for the Grab N Go stations.

ALAMODOME TRANSFORMERS

2024 TAXABLE SELF-SUPPORTING CERTIFICATES OF OBLIGATION	160	0	0	0	0	0	160
Total	160	0	0	0	0	0	160

Council District(s)
2

Project (45-00086) - This project adds funding to build transformers.

GENERAL GOVERNMENT

MUNICIPAL FACILITIES

ALAMODOME WAREHOUSE

2024 TAXABLE SELF-SUPPORTING CERTIFICATES OF OBLIGATION	600	0	0	0	0	0	600
Total	<u>600</u>	<u>0</u>	<u>0</u>	<u>0</u>	<u>0</u>	<u>0</u>	<u>600</u>

Council District(s)
2

Project (45-00077) - This project includes replacing exterior wall and roof panels with new, improve positive drainage off the structure and associated upgrades to extend life of the building.

ALAMODOME WI-FI REPLACEMENT

HOT REDEMPTION AND CAPITAL FUND	0	2,300	0	0	0	0	2,300
Total	<u>0</u>	<u>2,300</u>	<u>0</u>	<u>0</u>	<u>0</u>	<u>0</u>	<u>2,300</u>

Council District(s)
2

Project (45-00064) - This project provides funding to replace outdated wifi infrastructure throughout the facility.

ANIMAL CARE FACILITIES IMPROVEMENTS

2022 GO PUBLIC SAFETY FACILITIES IMPROVEMENT BOND	2,722	12,921	181	0	0	0	15,824
2025 CERTIFICATES OF OBLIGATION	0	0	819	0	0	0	819
PRIOR DEBT PROCEEDS	1,181	0	0	0	0	0	1,181
Total	<u>3,903</u>	<u>12,921</u>	<u>1,000</u>	<u>0</u>	<u>0</u>	<u>0</u>	<u>17,824</u>

Council District(s)
CW 6

Project (23-04041) - This project provides funding to construct facilities to improve the condition and expansion of veterinarian facilities.

CALDER ALLEY OUTDOOR STUDIO TVSA

PEG FUND	498	0	0	0	0	0	498
Total	<u>498</u>	<u>0</u>	<u>0</u>	<u>0</u>	<u>0</u>	<u>0</u>	<u>498</u>

Council District(s)
1

Project (23-04202) - This project would transform the unused space into an outdoor television studio for TVSA, the City's public broadcast station and create an urban pocket park for the community.

CITY CLERK ARCHIVES DIGITIZATION

2025 CERTIFICATES OF OBLIGATION	1,240	0	0	0	0	0	1,240
Total	<u>1,240</u>	<u>0</u>	<u>0</u>	<u>0</u>	<u>0</u>	<u>0</u>	<u>1,240</u>

Council District(s)
CW

Project (02-00001) - This project will create a digital archive to restore, preserve, and protect historic documentation for future generations. Digitizing the archival records will increase accessibility, communication, and awareness, to the public via our online Digital Collection.

FUNCTION/PROGRAM/PROJ./REV./SCOPE	FY 2026	FY 2027	FY 2028	FY 2029	FY 2030	FY 2031	TOTAL
-----------------------------------	---------	---------	---------	---------	---------	---------	-------

GENERAL GOVERNMENT

MUNICIPAL FACILITIES

CITY TOWER

CITY TOWER TENANT IMPROVEMENT FUND	0	400	2,000	0	0	0	2,400
MUNICIPAL FACILITIES CORPORATION	2,078	3,029	0	0	0	0	5,107
Total	2,078	3,429	2,000	0	0	0	7,507

Council District(s)
1

Project (23-01477) - Renovation and expansion of two floors within the City Tower.

CITY TOWER MAINTENANCE

CITY TOWER TENANT IMPROVEMENT FUND	2,600	0	0	0	0	0	2,600
UNISSUED CERTIFICATES OF OBLIGATION	0	2,000	0	0	0	0	2,000
Total	2,600	2,000	0	0	0	0	4,600

Council District(s)
1

Project (35-00356) - This project will improve the condition and extend the lifecycle of City Tower and building systems.

CITYWIDE FACILITY NEEDS

UNISSUED TAX NOTES	5,000	5,000	5,000	5,000	5,000	5,000	30,000
Total	5,000	5,000	5,000	5,000	5,000	5,000	30,000

Council District(s)
CW

Project (35-00001) - This project provides funding for citywide maintenance facility needs.

CITYWIDE PUBLIC HEALTH & SAFETY FACILITY

2022 GO PUBLIC SAFETY FACILITIES IMPROVEMENT BOND	3,513	5,937	0	0	0	0	9,450
Total	3,513	5,937	0	0	0	0	9,450

Council District(s)
CW 2

Project (23-04042) - This project provides funding to improve and rehabilitate public health and safety facilities. Facility upgrades to improve the condition, increase sustainability, and extend the lifecycle of public health and safety facilities and building systems.

DEFENSE HEALTH AGENCY

UNISSUED CERTIFICATES OF OBLIGATION	5,000	5,000	0	0	0	0	10,000
Total	5,000	5,000	0	0	0	0	10,000

Council District(s)
2

Project (48-00001) - This project is to consolidate approximately 600 positions from Falls Church, VA, to a renovated building, South Beach, on Joint Base San Antonio.

FUNCTION/PROGRAM/PROJ./REV./SCOPE	FY 2026	FY 2027	FY 2028	FY 2029	FY 2030	FY 2031	TOTAL
-----------------------------------	---------	---------	---------	---------	---------	---------	-------

GENERAL GOVERNMENT

MUNICIPAL FACILITIES

ELECTRICAL VEHICLE CHARGING

2024 TAX NOTES	104	0	0	0	0	0	104
RESILIENCY, ENERGY EFFICIENCY, & SUSTAINABILITY FUND (REES)	879	0	0	0	0	0	879
Total	983	0	0	0	0	0	983

Council District(s)
CW

Project (35-00303) - This project will upgrade the current electrical capacity and install Electric Vehicle (EV) charging infrastructure at various City facilities.

ELLA AUSTIN COMMUNITY CENTER RENOVATION

2022 GO LIBRARY IMPROVEMENT BOND	2,739	5,209	1,500	0	0	0	9,448
Total	2,739	5,209	1,500	0	0	0	9,448

Council District(s)
2

Project (23-04035) - Renovate the Ella Austin Community Center Campus to include, but not limited to, building envelopes, interior modifications, upgrades to major building systems and site improvements. Additional funding will be leveraged from Inner City Tax Increment Reinvestment Zone (TIRZ).

FATHER ROMAN COMMUNITY CENTER

2025 CERTIFICATES OF OBLIGATION	634	0	0	0	0	0	634
UNISSUED CERTIFICATES OF OBLIGATION	747	6,263	3,358	0	0	0	10,368
Total	1,381	6,263	3,358	0	0	0	11,002

Council District(s)
1

Project (23-04158) - This project provides funding for the demolition and design of an approximate 10,000 square foot building which may include a full court gymnasium, game room, classrooms, staff offices, and site work.

FRANK GARRETT PLUMBING

PRIOR DEBT PROCEEDS - CERTIFICATES OF OBLIGATION	517	0	0	0	0	0	517
PRIOR DEBT PROCEEDS - TAX NOTES	553	0	0	0	0	0	553
Total	1,070	0	0	0	0	0	1,070

Council District(s)
1

Project (38-00026) - This project will replace the sanitary sewer and domestic water lines at the Frank Garrett.

HGCC AIR COMPRESSORS

TEXAS PUBLIC FACILITY CORPORATION	200	0	0	0	0	0	200
Total	200	0	0	0	0	0	200

Council District(s)
2

Project (42-00068) - This project adds funding for new air compressors for the exhibit halls.

GENERAL GOVERNMENT

MUNICIPAL FACILITIES

HGCC EXHIBIT HALL 3 PLUMBING IMPROVEMENT

TEXAS PUBLIC FACILITY CORPORATION	500	0	0	0	0	0	500
Total	500	0	0	0	0	0	500

Council District(s)
2

Project (42-00069) - This project will replace cast iron plumbing above Exhibit Hall 3 of the HGCC.

HGCC HONEYWELL FIRE PANELS

TEXAS PUBLIC FACILITY CORPORATION	1,520	0	0	0	0	0	1,520
Total	1,520	0	0	0	0	0	1,520

Council District(s)
2

Project (42-00066) - This project will upgrade the existing outdated fire panels that are obsolete which if current panels go down could impair our fire system.

HGCC HVAC SYSTEM RENOVATION

TEXAS PUBLIC FACILITY CORPORATION	3,909	0	0	0	0	0	3,909
Total	3,909	0	0	0	0	0	3,909

Council District(s)
1

Project (42-00057) - This project is an energy efficiency upgrade that will replace both hot/chill water valves and multiple HVAC air handling units in the 1998 portion of the facility.

HGCC MAINTENANCE

HOT REDEMPTION AND CAPITAL FUND	2,151	0	0	0	0	0	2,151
Total	2,151	0	0	0	0	0	2,151

Council District(s)
1

Project (42-00064) - This project includes facility maintenance needs such as mechanical, electrical, plumbing, fire suppression, and replacement/repair of building finishes, systems, and technology.

HGCC SPIDER LIFT

TEXAS PUBLIC FACILITY CORPORATION	0	0	406	0	0	0	406
Total	0	0	406	0	0	0	406

Council District(s)
1

Project (42-00056) - This project provides funding for the replacement of a spider lift that is at the end of its service life.

HGCC UNISEX RESTROOMS

TEXAS PUBLIC FACILITY CORPORATION	240	0	0	0	0	0	240
Total	240	0	0	0	0	0	240

Council District(s)
1

Project (42-00052) - This project will upgrade existing unisex restroom includes finishes included flooring, walls, ceiling, plumbing fixtures and toilet accessories.

GENERAL GOVERNMENT

MUNICIPAL FACILITIES

HBGCC VERTICAL TRANSPORTATION

TEXAS PUBLIC FACILITY CORPORATION	8,327	0	0	0	0	0	8,327
Total	8,327	0	0	0	0	0	8,327

Council District(s)
1

Project (42-00061) - This project replaces or modernize obsolete elevators and escalators in the 1998 portion of the facility.

HBGCC VIDEO TECHNOLOGY

TEXAS PUBLIC FACILITY CORPORATION	412	0	0	0	0	0	412
Total	412	0	0	0	0	0	412

Council District(s)
1

Project (42-00053) - This project will replace video wall components in multiple areas of the Convention Center, to include Main Lobby LED digital display, meeting room digital monitors, video walls, and monitors.

HBGCC WEST BLDG PARK ENTRANCE REMODEL

TEXAS PUBLIC FACILITY CORPORATION	2,125	1,000	0	0	0	0	3,125
Total	2,125	1,000	0	0	0	0	3,125

Council District(s)
1

Project (42-00050) - This project will renovate existing outdoor terraces / south entrance, new interior carpet and interior painting. Work to Include new pavers, landscaping, sprinklers, lighting, power upgrades, painting, new furniture and carpet replacement.

HOUSTON STREET GARAGE STRUCTURAL REPAIRS

PARKING OPERATING AND MAINTENANCE FUND	800	800	0	0	0	0	1,600
Total	800	800	0	0	0	0	1,600

Council District(s)
1

Project (19-00044) - Project is to address damage due to water penetration from street level on the College Street side of the garage. The repairs will include shoring and replacement of the metal decking supporting the sidewalk.

KENWOOD COMMUNITY CENTER

2024 CERTIFICATES OF OBLIGATION	235	0	0	0	0	0	235
PRIOR DEBT PROCEEDS - CERTIFICATES OF OBLIGATION	1,322	1,385	0	0	0	0	2,707
UNISSUED CERTIFICATES OF OBLIGATION	0	4,223	1,022	0	0	0	5,245
Total	1,557	5,608	1,022	0	0	0	8,187

Council District(s)
1

Project (23-04117) - This project is to provide for demolition or refurbishment of the Kenwood Community Center for all recommended work, repairs to sidewalks, cosmetic repairs, project over site, etc.

FUNCTION/PROGRAM/PROJ./REV./SCOPE	FY 2026	FY 2027	FY 2028	FY 2029	FY 2030	FY 2031	TOTAL
-----------------------------------	---------	---------	---------	---------	---------	---------	-------

GENERAL GOVERNMENT

MUNICIPAL FACILITIES

LILA COCKRELL THEATRE UPGRADE

HOT IMPROVEMENT AND CONTINGENCY FUND	648	0	0	0	0	0	648
Total	<u>648</u>	<u>0</u>	<u>0</u>	<u>0</u>	<u>0</u>	<u>0</u>	<u>648</u>

Council District(s)
1

Project (42-00063) - This project includes rigging structure, finishes, sound, and AV upgrades, improved exterior signage, and new connection point from Theatre to Broken Crust Café.

MUNICIPAL ON-SITE SOLAR

2025 TAXABLE SELF-SUPPORTING CERTIFICATES OF OBLIGATION	3,462	10,000	0	0	0	0	13,462
TEXAS STATE ENERGY CONSERVATION	4,602	0	3,068	0	0	0	7,670
UNISSUED TAXABLE SELF-SUPPORTING CERTIFICATES OF OBLIGATION	1,014	0	0	0	0	0	1,014
Total	<u>9,078</u>	<u>10,000</u>	<u>3,068</u>	<u>0</u>	<u>0</u>	<u>0</u>	<u>22,146</u>

Council District(s)
CW

Project (80-00003) - This project will include the installation of roof top and parking canopy solar photovoltaic panels across 42 municipal sites.

PUBLIC SAFETY UNITY PLAZA SANTA ROSA SIDEWALKS

PRIOR DEBT PROCEEDS	0	190	0	0	0	0	190
PRIOR DEBT PROCEEDS - CERTIFICATES OF OBLIGATION	0	200	0	0	0	0	200
Total	<u>0</u>	<u>390</u>	<u>0</u>	<u>0</u>	<u>0</u>	<u>0</u>	<u>390</u>

Council District(s)
1

Project (23-03771) - This project provides funding to replace the mosaic tile, with improvements, at Unity Plaza Santa Rosa sidewalks.

RESERVE FOR FUTURE CAPITAL PROJECTS

UNISSUED CERTIFICATES OF OBLIGATION	5,123	0	0	0	0	0	5,123
Total	<u>5,123</u>	<u>0</u>	<u>0</u>	<u>0</u>	<u>0</u>	<u>0</u>	<u>5,123</u>

Council District(s)
CW

Project (40-00445) - This project will provide funding for capital projects identified throughout the fiscal year.

UNDERGROUND FUEL TANK - NORTHWEST POLICE STATION

UNISSUED CERTIFICATES OF OBLIGATION	1,000	0	0	0	0	0	1,000
Total	<u>1,000</u>	<u>0</u>	<u>0</u>	<u>0</u>	<u>0</u>	<u>0</u>	<u>1,000</u>

Council District(s)
8

Project (35-00302) - This project replaces the underground fuel storage tanks (USTs), piping, dispensers and automatic tank gauges at Northwest Police Substation.

GENERAL GOVERNMENT

MUNICIPAL FACILITIES

WESTSIDE SERVICE CTR BLDG - DESIGN ONLY

2025 CERTIFICATES OF OBLIGATION	156	0	0	0	0	0	156
UNISSUED CERTIFICATES OF OBLIGATION	157	218	0	0	0	0	375
Total	313	218	0	0	0	0	531

Council District(s)
6

Project (23-04165) - This project provides funding to design a new building at the Public Works and Solid Waste West Side Service Center.

TOTAL MUNICIPAL FACILITIES

71,149	66,455	18,454	5,000	5,000	5,000	171,058
---------------	---------------	---------------	--------------	--------------	--------------	----------------

GENERAL GOVERNMENT

NEIGHBORHOOD IMPROVEMENTS

HOMEOWNER REHABILITATION & PRESERVATION

2022 GO NEIGHBORHOOD IMPROVEMENT BOND	10,903	21,441	1,058	0	0	0	33,402
Total	10,903	21,441	1,058	0	0	0	33,402

Council District(s)
CW

Project (23-04047) - The utilization of \$150 million of the 2022 Bond Program is for the production and preservation of affordable and permanent supportive housing. Funding will be used for the acquisition, construction, preservation and rehabilitation of homes, providing loans and grants for affordable housing programs as may be permitted by law, and the acquisition of land and interests in land and property necessary to do so; and the levying of a tax sufficient to pay for the bonds and notes.

HOMEOWNERSHIP PRODUCTION

2022 GO NEIGHBORHOOD IMPROVEMENT BOND	1,000	786	0	0	0	0	1,786
Total	1,000	786	0	0	0	0	1,786

Council District(s)
CW

Project (23-04051) - The utilization of \$150 million of the 2022 Bond Program is for the production and preservation of affordable and permanent supportive housing. Funding will be used for the acquisition, construction, preservation and rehabilitation of homes, providing loans and grants for affordable housing programs as may be permitted by law, and the acquisition of land and interests in land and property necessary to do so; and the levying of a tax sufficient to pay for the bonds and notes.

GENERAL GOVERNMENT

NEIGHBORHOOD IMPROVEMENTS

HOUSING WITH PERMANENT ONSITE SUPPORTIVE HOMELESSNESS SERVICES

2022 GO NEIGHBORHOOD IMPROVEMENT BOND	4,065	8,549	0	0	0	0	12,614
Total	4,065	8,549	0	0	0	0	12,614

Council District(s)
CW

Project (23-04049) - The utilization of \$150 million of the 2022 Bond Program is for the production and preservation of affordable and permanent supportive housing. Funding will be used for the acquisition, construction, preservation and rehabilitation of homes, providing loans and grants for affordable housing programs as may be permitted by law, and the acquisition of land and interests in land and property necessary to do so; and the levying of a tax sufficient to pay for the bonds and notes.

RENTAL ACQUISITION, REHAB, & PRESERVATION

2022 GO NEIGHBORHOOD IMPROVEMENT BOND	12,994	9,401	0	0	0	0	22,395
Total	12,994	9,401	0	0	0	0	22,395

Council District(s)
CW

Project (23-04048) - The utilization of \$150 million of the 2022 Bond Program is for the production and preservation of affordable and permanent supportive housing. Funding will be used for the acquisition, construction, preservation and rehabilitation of homes, providing loans and grants for affordable housing programs as may be permitted by law, and the acquisition of land and interests in land and property necessary to do so; and the levying of a tax sufficient to pay for the bonds and notes.

RENTAL HOUSING PRODUCTION & ACQUISITION

2022 GO NEIGHBORHOOD IMPROVEMENT BOND	10,281	10,611	0	0	0	0	20,892
Total	10,281	10,611	0	0	0	0	20,892

Council District(s)
CW

Project (23-04050) - The utilization of \$150 million of the 2022 Bond Program is for the production and preservation of affordable and permanent supportive housing. Funding will be used for the acquisition, construction, preservation and rehabilitation of homes, providing loans and grants for affordable housing programs as may be permitted by law, and the acquisition of land and interests in land and property necessary to do so; and the levying of a tax sufficient to pay for the bonds and notes.

TOTAL NEIGHBORHOOD IMPROVEMENTS	39,243	50,788	1,058	0	0	0	91,089
TOTAL GENERAL GOVERNMENT	144,470	177,193	46,718	17,950	14,418	28,064	428,813

FUNCTION/PROGRAM/PROJ./REV./SCOPE	FY 2026	FY 2027	FY 2028	FY 2029	FY 2030	FY 2031	TOTAL
-----------------------------------	---------	---------	---------	---------	---------	---------	-------

PUBLIC HEALTH & SAFETY

DRAINAGE

ALAMODOME PUMP STATION REPLACEMENT

PRIOR DEBT PROCEEDS	469	0	0	0	0	0	469
STORM WATER OPERATING FUND	850	0	0	0	0	0	850
Total	1,319	0	0	0	0	0	1,319

Council District(s)
2

Project (23-04161) - This project provides funding to replace the deteriorating pumps at the Alamodome Pump Station. These pumps are responsible for preventing flooding on Montana Street and IH37 access road during storm events.

ALLSUP FLAGLE AREA DRAINAGE

UNISSUED CERTIFICATES OF OBLIGATION	153	437	0	0	0	0	590
Total	153	437	0	0	0	0	590

Council District(s)
5

Project (23-04137) - This project provides funding for the design for the new underground drainage system at the Allsup and Flagle area intersection. This is a Hazard Mitigation Action Plan project.

BARBARA DRIVE DRAINAGE PHASE 3

2022 GO DRAINAGE IMPROVEMENT BOND	1,728	3,822	0	0	0	0	5,550
STORM WATER REGIONAL FACILITIES FUND	0	3,561	5,039	0	0	0	8,600
Total	1,728	7,383	5,039	0	0	0	14,150

Council District(s)
1

Project (23-03927) - Construct the upgrade of an existing undersized storm drain system to include curbs, sidewalks and driveway approaches as applicable and within available funding. This is a multi-phase project to relocate the floodplain away from structures.

BEITEL CREEK DRAINAGE

PRIOR DEBT PROCEEDS	1,000	6,000	0	0	0	0	7,000
STORM WATER OPERATING FUND	0	1,000	0	0	0	0	1,000
Total	1,000	7,000	0	0	0	0	8,000

Council District(s)
2

Project (23-04217) - This project will repair the damaged roadway, drainage systems, related infrastructure and equipment at two sites along Beitel Creek: (1) Vicar Drive to Loop 410 and (2) Vicar Drive at Perrin Beitel, caused by the severe rainfall event on June 12, 2025. Project will not eliminate the low water crossing.

BROOKSIDE OUTFALL (ESMA ROADWAY AREA PHASE 2)

2022 GO DRAINAGE IMPROVEMENT BOND	1,411	1,288	0	0	0	0	2,699
STORM WATER REGIONAL FACILITIES FUND	0	1,650	2,500	0	0	0	4,150
Total	1,411	2,938	2,500	0	0	0	6,849

Council District(s)
3

Project (23-03928) - Construct channel improvements, culvert replacements and associated roadway reconstruction, curbs, and driveway approaches at culvert crossings as applicable. This is a multi-phase and Hazard Mitigation Action Plan project.

PUBLIC HEALTH & SAFETY

DRAINAGE

BUDDING CULVERT REPLACEMENT

UNISSUED CERTIFICATES OF OBLIGATION	93	267	0	0	0	0	360
Total	93	267	0	0	0	0	360

Council District(s)
9

Project (23-04138) - Provides funding to improve the existing culvert and channel with a water quality zone. This project is on the Hazard Mitigation Action Plan.

CONCEPCION CREEK PHASE 1

STORM WATER REGIONAL FACILITIES FUND	196	5,476	1,146	0	0	0	6,818
Total	196	5,476	1,146	0	0	0	6,818

Council District(s)
5

Project (23-01756) - This project will provide funding to design a detention pond, determine its location, and to perform public outreach to improve the creek to accommodate flood waters. It will also purchase the properties needed for the detention pond, relocation assistance, and structural demolition. This is a Hazard Mitigation Action Plan project.

E. ANSLEY AREA STREET RECONSTRUCTION

UNISSUED CERTIFICATES OF OBLIGATION	244	696	0	0	0	0	940
Total	244	696	0	0	0	0	940

Council District(s)
3

Project (23-04134) - This project provides funding for culvert upgrades and street reconstruction and removing properties from local flooding. This is a Hazard Mitigation Action Plan project.

EISENHAUER RD NORTHWOOD-DEVONSHIRE DR AREA DRAINAGE PH 1 A

2022 GO DRAINAGE IMPROVEMENT BOND	1,458	4,414	3,631	0	0	0	9,503
Total	1,458	4,414	3,631	0	0	0	9,503

Council District(s)
10

Project (23-03929) - Install an underground storm drain system and channel improvements to include associated roadway reconstruction, curbs, sidewalks, and driveway approaches as applicable and within available funding. This is a multi-phase and Hazard Mitigation Action Plan project.

ELMENDORF LAKE DAM IMPROVEMENTS

STORM WATER REGIONAL FACILITIES FUND	1,679	1,360	0	0	0	0	3,039
Total	1,679	1,360	0	0	0	0	3,039

Council District(s)
1

Project (23-04133) - This project provides funding for dam repairs to restore structural integrity for flood events.

PUBLIC HEALTH & SAFETY

DRAINAGE

**ELMIRA AREA DRAINAGE (CAMARON ST.:
ELMIRA TO SANTA ROSA ST.)**

2022 GO DRAINAGE IMPROVEMENT BOND	702	904	1,545	1,868	0	0	5,019
Total	702	904	1,545	1,868	0	0	5,019

Council District(s)
1

Project (23-03930) - Install an underground storm drain system and associated roadway reconstruction, curbs, sidewalks, and driveway approaches as applicable. This is a Hazard Mitigation Action Plan project.

**EVANS ROAD DRAINAGE PHASE 1 (EAST ELM
CREEK TO MASONWOOD)**

2022 GO DRAINAGE IMPROVEMENT BOND	1,377	2,436	3,967	0	0	0	7,780
Total	1,377	2,436	3,967	0	0	0	7,780

Council District(s)
9

Project (23-03931) - Install an underground storm drain system and associated roadway reconstruction, curbs, sidewalks, and driveway approaches as applicable.

FLOOD MANAGEMENT FACILITIES

PRIOR DEBT PROCEEDS	1,072	798	0	0	0	0	1,870
Total	1,072	798	0	0	0	0	1,870

Council District(s)
CW

Project (23-04159) - This project provides funding for upgrades that are required at the San Antonio River Inlet (SARTI) and Outlet (SARTO) to comply with MS4 permit requirements.

**FOX RUN AREA DRAINAGE (BETWEEN FOX PEAK
DRIVE AND FOX CREEK)**

2022 GO DRAINAGE IMPROVEMENT BOND	621	122	0	0	0	0	743
Total	621	122	0	0	0	0	743

Council District(s)
10

Project (23-03932) - Install an interceptor drainage channel and associated improvements as applicable and within available funding.

FRIO CITY ROAD OUTFALL PHASE 1

2022 GO DRAINAGE IMPROVEMENT BOND	826	5,456	2,972	0	0	0	9,254
TREE PRESERVATION FUND	0	26	78	0	0	0	104
Total	826	5,482	3,050	0	0	0	9,358

Council District(s)
5

Project (23-03933) - Upgrade an underground storm drain system which may include associated roadway reconstruction, curbs, sidewalks, and driveway approaches, as applicable. This is a Hazard Mitigation Action Plan project.

FUNCTION/PROGRAM/PROJ./REV./SCOPE	FY 2026	FY 2027	FY 2028	FY 2029	FY 2030	FY 2031	TOTAL
-----------------------------------	---------	---------	---------	---------	---------	---------	-------

PUBLIC HEALTH & SAFETY

DRAINAGE

FY2026 CMP REHABILITATION

STORM WATER OPERATING FUND	1,500	1,500	0	0	0	0	3,000
Total	1,500	1,500	0	0	0	0	3,000

Council District(s)
CW

Project (23-04215) - This project provides funding to use trenchless applications to rehabilitate degrading Corrugated Metal Pipe (CMP) throughout the city.

GARDENDALE DRAINAGE (WURZBACH ROAD TO BLUEMEL ROAD)

2022 GO DRAINAGE IMPROVEMENT BOND	1,565	1,265	0	0	0	0	2,830
Total	1,565	1,265	0	0	0	0	2,830

Council District(s)
8

Project (23-03934) - Install an underground storm drain system which may include associated roadway reconstruction, curbs, sidewalks, and driveway approaches as applicable.

GEORGE ROAD LOW WATER CROSS (HUNTERS BOW TO NW MILITARY HWY)

2022 GO DRAINAGE IMPROVEMENT BOND	560	1,241	880	0	0	0	2,681
Total	560	1,241	880	0	0	0	2,681

Council District(s)
8

Project (23-03935) - Construct low water crossing and associated improvements as applicable.

GRISSOM ROAD LWC

STORM WATER OPERATING FUND	150	0	0	0	0	0	150
Total	150	0	0	0	0	0	150

Council District(s)
6

Project (23-04219) - This project will repair the damaged roadway, drainage systems, related infrastructure and equipment at the Grissom Road low-water crossing site, caused by the severe rainfall event on June 12, 2025. Project will not eliminate the low water crossing.

JUDSON AND LOOKOUT LWC - DESIGN ONLY

PRIOR DEBT PROCEEDS	250	0	0	0	0	0	250
Total	250	0	0	0	0	0	250

Council District(s)
10

Project (23-04162) - This project provides funding to upgrade the low water crossings and the connecting downstream channel and for the section of channel between the low water crossings and the area downstream of Judson Rd to be upgraded to a concrete lined channel. This is a Hazard Mitigation Action Plan project.

PUBLIC HEALTH & SAFETY

DRAINAGE

LAS PALMAS DRAINAGE IMPROVEMENTS

PRIOR DEBT PROCEEDS	737	0	0	0	0	0	737
Total	737	0	0	0	0	0	737

Council District(s)
5

Project (23-04163) - This project provides funding for the reconstruction of the alley south of Las Palmas Drive between South General McMullen and Inca and curb to increase flow and contain flood waters to reduce flooding. This is a Hazard Mitigation Action Plan project.

LOWER FRENCH CREEK DRAINAGE (LOW BID LANE TO LEON CREEK)

2022 GO DRAINAGE IMPROVEMENT BOND	1,000	3,760	434	0	0	0	5,194
STORM WATER REGIONAL FACILITIES FUND	0	4,000	2,500	0	0	0	6,500
Total	1,000	7,760	2,934	0	0	0	11,694

Council District(s)
6 7

Project (23-03936) - Construct improved low water crossings, driveway culverts, and channel improvements as applicable. This is a Hazard Mitigation Action Plan project to increase creek conveyance.

LYNGROVE AND WINDBROOK AREA DRAINAGE

UNISSUED CERTIFICATES OF OBLIGATION	187	533	0	0	0	0	720
Total	187	533	0	0	0	0	720

Council District(s)
8

Project (23-04136) - This project provides funding for a new underground drainage system, removing homes from local flooding. This is a Hazard Mitigation Action Plan project.

MARBACH ROAD AREA DRAINAGE (IH-410 TO HORAL DRIVE)

2022 GO DRAINAGE IMPROVEMENT BOND	745	5,780	3,707	4,208	0	0	14,440
Total	745	5,780	3,707	4,208	0	0	14,440

Council District(s)
4 6

Project (23-03937) - Upgrade an undersized existing storm drain system which may include associated road reconstruction, curbs, sidewalks, and driveway approaches as applicable. This is a Hazard Mitigation Action Plan project.

N. NEW BRAUNFELS (AUSTIN HWY TO LARKWOOD) DESIGN ONLY

2024 CERTIFICATES OF OBLIGATION	372	400	0	0	0	0	772
PRIOR DEBT PROCEEDS - CERTIFICATES OF OBLIGATION	200	0	0	0	0	0	200
Total	572	400	0	0	0	0	972

Council District(s)
10

Project (23-03938) - Complete preliminary project development which may include schematic design and plans for drainage and associated improvements as applicable.

FUNCTION/PROGRAM/PROJ./REV./SCOPE	FY 2026	FY 2027	FY 2028	FY 2029	FY 2030	FY 2031	TOTAL
-----------------------------------	---------	---------	---------	---------	---------	---------	-------

PUBLIC HEALTH & SAFETY

DRAINAGE

OAK HAVEN AREA DRAINAGE (KENTWOOD PHASE 2)

2022 GO DRAINAGE IMPROVEMENT BOND	1,306	3,113	2,321	0	0	0	6,740
Total	1,306	3,113	2,321	0	0	0	6,740

Council District(s)
9

Project (23-03939) - Install an underground storm drain system which may include associated reconstruction of the roadway, curbs, sidewalks, and driveway approaches as applicable.

OLD O'CONNOR ROAD LWC

2024 CERTIFICATES OF OBLIGATION	0	159	0	0	0	0	159
PRIOR DEBT PROCEEDS	0	2,728	0	0	0	0	2,728
STORM WATER OPERATING FUND	300	0	0	0	0	0	300
STORM WATER REVENUE BONDS	0	112	0	0	0	0	112
Total	300	2,999	0	0	0	0	3,299

Council District(s)
10

Project (23-04218) - This project will repair the damaged roadway, drainage systems, related infrastructure and equipment at the Old O'Connor Road low-water crossing site, caused by the severe rainfall event on June 12, 2025. Project will not eliminate the low water crossing.

OLYMPIA DRIVE PH II DRAINAGE

UNISSUED CERTIFICATES OF OBLIGATION	272	778	0	0	0	0	1,050
Total	272	778	0	0	0	0	1,050

Council District(s)
1

Project (23-04135) - This project provides funding for channel improvements and improving an undersized underground drainage system. This is a Hazard Mitigation Action Plan project.

PEGGY DRIVE AREA DRAINAGE (EASTGATE SUBDIVISION)

2022 GO DRAINAGE IMPROVEMENT BOND	3,592	10,853	2,213	0	0	0	16,658
Total	3,592	10,853	2,213	0	0	0	16,658

Council District(s)
2

Project (23-03940) - Complete the regrading of an existing earthen channel and installation of an underground storm drain system and associated roadway reconstruction with curbs, sidewalks, and driveway approaches as applicable.

PERENNIAL DRIVE AREA DRAINAGE (HEIMER ROAD TO DUTCH MYRTLE)

2022 GO DRAINAGE IMPROVEMENT BOND	1,715	187	0	0	0	0	1,902
Total	1,715	187	0	0	0	0	1,902

Council District(s)
9

Project (23-03941) - Install an underground storm drain system and associated roadway reconstruction, curbs, sidewalks, and driveway approaches as applicable.

FUNCTION/PROGRAM/PROJ./REV./SCOPE	FY 2026	FY 2027	FY 2028	FY 2029	FY 2030	FY 2031	TOTAL
-----------------------------------	---------	---------	---------	---------	---------	---------	-------

PUBLIC HEALTH & SAFETY

DRAINAGE

PUBLIC ART (DRAINAGE)

2022 GO DRAINAGE IMPROVEMENT BOND	1,598	715	0	0	0	0	2,313
Total	1,598	715	0	0	0	0	2,313

Council District(s)
CW

Project (23-03942) - Provide for the construction, improvement and installation of public art that is accessible to the general public, within the city limits, related to projects in the proposition and in accordance with City Council adopted policies and procedures.

RED BERRY DAM

STORM WATER OPERATING FUND	693	995	757	0	0	0	2,445
Total	693	995	757	0	0	0	2,445

Council District(s)
2

Project (23-04166) - This project provides funding for installing a clay blanket on the upstream slope or cutoff wall within pond, excavating behind the sluffed area and installing a filter blanket, rebuilding the slope, and re-establishing the grass.

RIVER WALK GATE 3 REPAIR

UNISSUED CERTIFICATES OF OBLIGATION	2,000	2,500	0	0	0	0	4,500
Total	2,000	2,500	0	0	0	0	4,500

Council District(s)
1

Project (19-00045) - This project includes new mechanical equipment installation and modification to the structure for secondary drive support. Electrical repairs to include cable and conduit, electrical pullboxes, SCASA programming, and hardware as well as miscellaneous repairs and painting to concrete superstructure, recoat gate and superstructure.

SEELING CHANNEL DRAINAGE IMPROVEMENT - PHASE 4

PRIOR DEBT PROCEEDS	2,000	3,175	0	0	0	0	5,175
STORM WATER REGIONAL FACILITIES FUND	0	272	133	0	0	0	405
Total	2,000	3,447	133	0	0	0	5,580

Council District(s)
7

Project (23-01843) - This project provides funding for continuation of a multi-phase floodplain improvement project of Seeling Channel includes curbs, sidewalks and driveway approaches as needed.

SEELING DRAINAGE PH 4 (LOWERY DR-ST CLOUD & PLACID DR-SAGE-PARDO)

2022 GO DRAINAGE IMPROVEMENT BOND	2,389	3,897	0	0	0	0	6,286
STORM WATER REGIONAL FACILITIES FUND	0	4,816	2,034	0	0	0	6,850
Total	2,389	8,713	2,034	0	0	0	13,136

Council District(s)
7

Project (23-03944) - Install an underground storm drain system and associated roadway reconstruction to include curbs, sidewalks, and driveway approaches as applicable. This is a multi-phase and Hazard Mitigation Action Plan project.

FUNCTION/PROGRAM/PROJ./REV./SCOPE	FY 2026	FY 2027	FY 2028	FY 2029	FY 2030	FY 2031	TOTAL
-----------------------------------	---------	---------	---------	---------	---------	---------	-------

PUBLIC HEALTH & SAFETY

DRAINAGE

SOUTH PINE ROADWAY DRAINAGE PHASE 2

2022 GO DRAINAGE IMPROVEMENT BOND	2,847	4,716	2,000	0	0	0	9,563
Total	2,847	4,716	2,000	0	0	0	9,563

Council District(s)
3

Project (23-03945) - -- Install an underground storm drain system and associated roadway reconstruction, curbs, sidewalks, and driveway approaches as applicable. This is a multi-phase project.

SOUTHWELL NORTH AREA DRAINAGE

2022 GO DRAINAGE IMPROVEMENT BOND	1,000	4,239	0	0	0	0	5,239
Total	1,000	4,239	0	0	0	0	5,239

Council District(s)
8

Project (23-03946) - Install an underground storm drain system and an earthen channel outfall to include associated roadway reconstruction, curbs, sidewalks, and driveway approaches as applicable. This is a Hazard Mitigation Action Plan project.

VALLEY HI AREA DRAINAGE - MEDINA BASE PHASE 1

2017 GO DRAINAGE IMPROVEMENT BOND	758	2,353	0	0	0	0	3,111
2022 GO DRAINAGE IMPROVEMENT BOND	0	5,751	3,478	0	0	0	9,229
STORM WATER REGIONAL FACILITIES FUND	0	0	467	533	0	0	1,000
Total	758	8,104	3,945	533	0	0	13,340

Council District(s)
4

Project (23-03947) - Install an underground storm drain system which may include improvements to two low water crossings, reconstruction of existing roadside earthen ditches and associated roadway reconstruction, curbs, sidewalks, and driveway approaches as applicable.

W BROADVIEW DR & OAKWOOD DR DRAINAGE PH1

2022 GO DRAINAGE IMPROVEMENT BOND	1,355	5,999	1,447	0	0	0	8,801
Total	1,355	5,999	1,447	0	0	0	8,801

Council District(s)
7

Project (23-03948) - Install an underground storm drain system which may include associated roadway reconstruction, curbs, sidewalks, and driveway approaches as applicable.

WILCOX AVENUE AREA DRAINAGE

2022 GO DRAINAGE IMPROVEMENT BOND	2,000	8,254	1,977	0	0	0	12,231
Total	2,000	8,254	1,977	0	0	0	12,231

Council District(s)
5

Project (23-03949) - Install an underground storm drain system which may include associated roadway reconstruction, curbs, sidewalks, and driveway approaches as applicable.

TOTAL DRAINAGE

44,970	123,804	45,226	6,609	0	0	220,609
---------------	----------------	---------------	--------------	----------	----------	----------------

PUBLIC HEALTH & SAFETY

FIRE STATION #10 FACILITY REPLACEMENT

2022 GO PUBLIC SAFETY FACILITIES IMPROVEMENT BOND	1,594	3,595	7,105	0	0	0	12,294
Total	<u>1,594</u>	<u>3,595</u>	<u>7,105</u>	<u>0</u>	<u>0</u>	<u>0</u>	<u>12,294</u>

Council District(s)
1

Project (23-04043) - -- Construct new fire station to replace the existing Fire Station #10.

FIRE STATION #33 FACILITY REPLACEMENT

2022 GO PUBLIC SAFETY FACILITIES IMPROVEMENT BOND	955	3,934	6,281	0	0	0	11,170
Total	<u>955</u>	<u>3,934</u>	<u>6,281</u>	<u>0</u>	<u>0</u>	<u>0</u>	<u>11,170</u>

Council District(s)
5

Project (23-04044) - -- Construct new fire station to replace the existing Fire Station #33.

FIRE STATION 37 SEWAGE LINE RERUN

2024 CERTIFICATES OF OBLIGATION	200	0	0	0	0	0	200
2025 CERTIFICATES OF OBLIGATION	450	0	0	0	0	0	450
Total	<u>650</u>	<u>0</u>	<u>0</u>	<u>0</u>	<u>0</u>	<u>0</u>	<u>650</u>

Council District(s)
8

Project (20-00046) - This project will replace and rerun the existing sewage line underneath Fire Station 37 to the sewage tap across Vance Jackson.

FIRE STATION REPLACEMENT

UNISSUED CERTIFICATES OF OBLIGATION	0	5,950	10,000	0	0	0	15,950
Total	<u>0</u>	<u>5,950</u>	<u>10,000</u>	<u>0</u>	<u>0</u>	<u>0</u>	<u>15,950</u>

Council District(s)
CW

Project (23-04151) - Construct a new fire station to replace an existing fire station.

FIRE STATIONS REPLACEMENT

UNISSUED CERTIFICATES OF OBLIGATION	11,677	21,205	3,549	0	0	0	36,431
Total	<u>11,677</u>	<u>21,205</u>	<u>3,549</u>	<u>0</u>	<u>0</u>	<u>0</u>	<u>36,431</u>

Council District(s)
3 4

Project (23-04185) - This project provides funding for the construction of 3 fire stations (52, 53, and 21) at different locations to include EMS bay with Plymovent vehicle exhaust system, USDD Fire Alerting System / Joker Stand, Kitchen / Dining, Day Room, Public Lobby, Offices, Officers' dorms, Fire Fighters' dorms, EMS dorms and quarters. Exercise room, laundry, restrooms and bathrooms, mechanical and electrical rooms, IT room, emergency generator, mechanical yard, storage, public and staff parking, entrance and exit drives, and landscaping

FUNCTION/PROGRAM/PROJ./REV./SCOPE	FY 2026	FY 2027	FY 2028	FY 2029	FY 2030	FY 2031	TOTAL
-----------------------------------	---------	---------	---------	---------	---------	---------	-------

PUBLIC HEALTH & SAFETY

FIRE PROTECTION

PUBLIC SAFETY WAREHOUSE

GENERAL FUND	476	5,134	1,658	0	0	0	7,268
Total	476	5,134	1,658	0	0	0	7,268

Council District(s)
6

Project (23-04057) - This project provides funding to construct a Warehouse to store protective equipment (PPE), decontamination equipment and supplies.

REPAIRS TO FIRE BURN BUILDING

2024 TAX NOTES	1,400	0	0	0	0	0	1,400
Total	1,400	0	0	0	0	0	1,400

Council District(s)
6

Project (20-00047) - This project will repair the SAFD Fire Training Academy (FTA) burn building to include structural, cosmetic, and fire prop related items.

TOTAL FIRE PROTECTION

16,752	39,818	28,593	0	0	0	85,163
---------------	---------------	---------------	----------	----------	----------	---------------

PUBLIC HEALTH & SAFETY

LAW ENFORCEMENT

HELICOPTER REPLACEMENT

2025 TAX NOTES	0	292	0	0	0	0	292
UNISSUED TAX NOTES	0	7,585	0	0	0	0	7,585
Total	0	7,877	0	0	0	0	7,877

Council District(s)
CW

Project (17-00044) - This project will replace three H120 helicopters that have reached end of life with H125 Helicopters.

PUBLIC ART (PUBLIC SAFETY FACILITIES)

2022 GO PUBLIC SAFETY FACILITIES IMPROVEMENT BOND	150	925	0	0	0	0	1,075
Total	150	925	0	0	0	0	1,075

Council District(s)
CW

Project (23-04046) - -- Provide for the construction, improvement and installation of public art that is accessible to the general public, within the city limits, related to projects in the proposition and in accordance with City Council adopted policies and procedures.

SAPD ACADEMY - TACTICS & FIREARMS BLDG

2025 CERTIFICATES OF OBLIGATION	1,649	0	0	0	0	0	1,649
UNISSUED CERTIFICATES OF OBLIGATION	873	1,293	0	0	0	0	2,166
Total	2,522	1,293	0	0	0	0	3,815

Council District(s)
3

Project (23-04060) - Construct a large multi-function structure to accommodate the many demands of police/tactical training.

FUNCTION/PROGRAM/PROJ./REV./SCOPE	FY 2026	FY 2027	FY 2028	FY 2029	FY 2030	FY 2031	TOTAL
-----------------------------------	---------	---------	---------	---------	---------	---------	-------

PUBLIC HEALTH & SAFETY

LAW ENFORCEMENT

SAPD K9 FACILITY RELOCATION

PRIOR DEBT PROCEEDS	350	0	0	0	0	0	350
UNISSUED TAX NOTES	455	933	0	0	0	0	1,388
Total	805	933	0	0	0	0	1,738

Council District(s)
3

Project (23-04086) - This project will construct a new facility at the SAPD Training Academy, comprised of office and outdoor space sufficient to accommodate the K9 unit. The facility will include office, indoor training, rest/locker room facilities, while the outdoor space will include a training field, kennels, and dog wash/relief areas.

SOUTH FLORES POLICE SUBSTATION

2022 GO PUBLIC SAFETY FACILITIES IMPROVEMENT BOND	1,561	13,808	0	0	0	0	15,369
PRIOR DEBT PROCEEDS	6,313	0	0	0	0	0	6,313
Total	7,874	13,808	0	0	0	0	21,682

Council District(s)
3

Project (23-04045) - -- Construct a new police substation on the City's southeast side.

TRAINING ACADEMY - DRIVING TRACK IMPROVEMENTS

2024 CERTIFICATES OF OBLIGATION	1,056	0	0	0	0	0	1,056
2025 CERTIFICATES OF OBLIGATION	1,775	0	0	0	0	0	1,775
UNISSUED CERTIFICATES OF OBLIGATION	640	10,430	905	0	0	0	11,975
Total	3,471	10,430	905	0	0	0	14,806

Council District(s)
3

Project (23-04058) - Repairs and improvements for the Police Academy driving track and the addition of a skid car platform.

TRAINING ACADEMY - PARKING EXPANSION

2025 CERTIFICATES OF OBLIGATION	300	0	0	0	0	0	300
PRIOR DEBT PROCEEDS - CERTIFICATES OF OBLIGATION	0	722	0	0	0	0	722
Total	300	722	0	0	0	0	1,022

Council District(s)
3

Project (23-04059) - Expand existing parking area at the training academy

TOTAL LAW ENFORCEMENT	15,122	35,988	905	0	0	0	52,015
TOTAL PUBLIC HEALTH & SAFETY	76,844	199,610	74,724	6,609	0	0	357,787

RECREATION & CULTURE

LIBRARIES

BAZAN LIBRARY HVAC

PRIOR DEBT PROCEEDS - CERTIFICATES OF OBLIGATION	700	0	0	0	0	0	700
Total	700	0	0	0	0	0	700

Council District(s)
5

Project (23-04113) - This project provides funding to replace existing HVAC system with new equipment and associated wiring, ductwork and piping.

CARVER BRANCH LIBRARY RENOVATION

2022 GO LIBRARY IMPROVEMENT BOND	1,307	6,701	3,000	0	0	0	11,008
Total	1,307	6,701	3,000	0	0	0	11,008

Council District(s)
2

Project (23-04032) - Renovate, improve and expand Carver Branch Library.

CENTRAL LIBRARY FREIGHT ELEVATOR REPLACEMENT

2024 TAX NOTES	496	255	0	0	0	0	751
Total	496	255	0	0	0	0	751

Council District(s)
CW 1

Project (23-04160) - This project provides funding for replacing Freight Elevator.

CITY-OWNED CULTURAL FACILITIES IMPROVEMENTS

2022 GO LIBRARY IMPROVEMENT BOND	1,883	1,233	0	0	0	0	3,116
GENERAL FUND	0	700	0	0	0	0	700
Total	1,883	1,933	0	0	0	0	3,816

Council District(s)
CW 1

Project (23-04034) - Improve and rehabilitate municipal cultural facilities. Facility upgrades to improve the condition, increase sustainability, and extend the lifecycle of city facilities and building systems. Facilities may include: Spanish Governor's Palace, San Antonio Records and Archives, International Center, and other City facilities.

CODY LIBRARY HVAC

2024 CERTIFICATES OF OBLIGATION	275	0	0	0	0	0	275
PRIOR DEBT PROCEEDS - CERTIFICATES OF OBLIGATION	783	0	0	0	0	0	783
Total	1,058	0	0	0	0	0	1,058

Council District(s)
8

Project (23-04112) - This project provides funding to replace existing HVAC system with new equipment and associated wiring, ductwork and piping.

RECREATION & CULTURE

LIBRARIES

COLLINS GARDEN LIBRARY HVAC

PRIOR DEBT PROCEEDS - CERTIFICATES OF OBLIGATION	444	200	0	0	0	0	644
Total	<u>444</u>	<u>200</u>	<u>0</u>	<u>0</u>	<u>0</u>	<u>0</u>	<u>644</u>

Council District(s)
5

Project (23-04115) - This project provides funding to replace existing HVAC with new equipment and associated wiring, ductwork and piping. Provide HVAC Controls programming for entire building.

CORTEZ BRANCH LIBRARY EXTERIOR & SITE SAFETY IMPROVEMENTS

PRIOR YEAR CAPITAL PROCEEDS	985	0	0	0	0	0	985
Total	<u>985</u>	<u>0</u>	<u>0</u>	<u>0</u>	<u>0</u>	<u>0</u>	<u>985</u>

Council District(s)
4

Project (04-00072) - This project will provide improvements to the Cortez Branch Library to include, interior and exterior painting, exterior stucco repairs, new flooring, restroom renovation, interior ceiling and finishes upgrade, parking lot improvements, security & site lighting, security camera improvements, property fence along side with vacant lot.

JOHNSTON BRANCH LIBRARY IMPROVEMENTS

PRIOR DEBT PROCEEDS - CERTIFICATES OF OBLIGATION	58	0	0	0	0	0	58
PRIOR DEBT PROCEEDS - TAX NOTES	176	0	0	0	0	0	176
Total	<u>234</u>	<u>0</u>	<u>0</u>	<u>0</u>	<u>0</u>	<u>0</u>	<u>234</u>

Council District(s)
4

Project (04-00073) - Johnston Branch Library Renovation to include: Restroom re-design and rebuild to meet current ADA compliance, sidewalk and foundation repairs, and related site work

LANDA LIBRARY HVAC

2025 TAX NOTES	241	0	0	0	0	0	241
Total	<u>241</u>	<u>0</u>	<u>0</u>	<u>0</u>	<u>0</u>	<u>0</u>	<u>241</u>

Council District(s)
1

Project (23-04114) - This project provides funding for an HVAC assessment and associated remediation/upgrades to improve existing building envelope and HVAC system, including controls programming.

LAS PALMAS BRANCH LIBRARY RENOVATION

2022 GO LIBRARY IMPROVEMENT BOND	2,099	920	0	0	0	0	3,019
Total	<u>2,099</u>	<u>920</u>	<u>0</u>	<u>0</u>	<u>0</u>	<u>0</u>	<u>3,019</u>

Council District(s)
5

Project (23-04036) - Renovate and improve the Las Palmas Branch Library and adjacent public gathering plazas/spaces in support of a unified campus based on the Las Palmas Westside Strategic Area Study. This is a multi-phased project.

FUNCTION/PROGRAM/PROJ./REV./SCOPE	FY 2026	FY 2027	FY 2028	FY 2029	FY 2030	FY 2031	TOTAL
-----------------------------------	---------	---------	---------	---------	---------	---------	-------

RECREATION & CULTURE

LIBRARIES

MAGIK THEATER RENOVATION

2022 GO LIBRARY IMPROVEMENT BOND	1,970	118	0	0	0	0	2,088
Total	1,970	118	0	0	0	0	2,088

Council District(s)
REGIONAL

Project (23-04037) - Renovate and improve the building envelope, major building systems, and interior renovations.

PUBLIC ART (LIBRARIES FACILITIES)

2022 GO LIBRARY IMPROVEMENT BOND	101	701	0	0	0	0	802
Total	101	701	0	0	0	0	802

Council District(s)
CW

Project (23-04038) - Provides funding for the construction, improvement, and installation of public art.

TOTAL LIBRARIES

11,518	10,828	3,000	0	0	0	25,346
---------------	---------------	--------------	----------	----------	----------	---------------

RECREATION & CULTURE

PARKS

AL FORGE PARK

2022 GO PARKS & REC IMPROVEMENT BOND	303	0	0	0	0	0	303
TREE PRESERVATION FUND	83	0	0	0	0	0	83
Total	386	0	0	0	0	0	386

Council District(s)
5

Project (23-03950) - Construct general park improvements which may include a new playground with shade enhancements.

AQUATIC & MULTIGEN CENTERS AT PALO ALTO

2017 GO PARKS IMPROVEMENT BOND	3,780	0	0	0	0	0	3,780
2022 GO PARKS & REC IMPROVEMENT BOND	922	9,078	0	0	0	0	10,000
Total	4,702	9,078	0	0	0	0	13,780

Council District(s)
4

Project (23-04154) - This project provides funding for construction of a new facility to support senior and constituent services, meeting space, a new natatorium, and other recreational services.

BRACKENRIDGE PARK 2017

2017 GO PARKS IMPROVEMENT BOND	200	2,500	2,400	0	0	0	5,100
TREE PRESERVATION FUND	0	526	0	0	0	0	526
Total	200	3,026	2,400	0	0	0	5,626

Council District(s)
CW 1

Project (23-01644) - This project provides funding for general park improvements and rehabilitation which may include historic river wall, restroom, trails, and historic structures.

RECREATION & CULTURE

PARKS

BRACKENRIDGE PARK 2022

2022 GO PARKS & REC IMPROVEMENT BOND	170	1,492	625	0	0	0	2,287
Total	170	1,492	625	0	0	0	2,287

Council District(s)
CW 1

Project (23-03957) - Complete construction of 2017 Bond projects and further development of the adopted Park Master Plan within available funding.

BRACKENRIDGE PARK FACILITIES

2022 GO PARKS & REC IMPROVEMENT BOND	527	4,452	0	0	0	0	4,979
Total	527	4,452	0	0	0	0	4,979

Council District(s)
CW 1

Project (23-03956) - -- Construct general park improvements which may include leveraged funding towards the renovation of the historic Sunken Garden Theater Facility and Brackenridge Park within available funding.

CASSIANO PARK

2022 GO PARKS & REC IMPROVEMENT BOND	2,142	1,101	0	0	0	0	3,243
Total	2,142	1,101	0	0	0	0	3,243

Council District(s)
5

Project (23-03960) - -- Construct general park improvements within available funding which may include pool house improvements, a new aquatic amenity, and playground.

CIELO VISTA PARK

PRIOR DEBT PROCEEDS - CERTIFICATES OF OBLIGATION	331	0	0	0	0	0	331
Total	331	0	0	0	0	0	331

Council District(s)
6

Project (23-03852) - Land acquisition and park trail development.

CITYWIDE BICYCLE RECREATIONAL FACILITIES

2022 GO PARKS & REC IMPROVEMENT BOND	938	1,800	0	0	0	0	2,738
Total	938	1,800	0	0	0	0	2,738

Council District(s)
CW 4

Project (23-03962) - Develop and construct new bicycle facilities to include BMX and Mountain Bike recreational opportunities located at O.P. Schnabel Park, Eisenhower Park and Pearsall Park within available funding.

CITYWIDE CREEKWAY TRAIL DEVELOPMENT

PROP 2 - 2015 PARKS DEVELOPMENT AND EXPANSION VENUE	500	2,120	0	0	0	0	2,620
Total	500	2,120	0	0	0	0	2,620

Council District(s)
CW

Project (26-00603) - This project provides funding for the acquisition of land to design and construct hike & bike trails along San Antonio creekways.

RECREATION & CULTURE

PARKS

CLASSEN-STEUBING RANCH PARK

2022 GO PARKS & REC IMPROVEMENT BOND	1,369	1,359	0	0	0	0	2,728
TREE PRESERVATION FUND	0	118	0	0	0	0	118
Total	1,369	1,477	0	0	0	0	2,846

Council District(s)
9

Project (23-03963) - -- Construct Phase 2 general park improvements within available funding as part of the Park's Master Plan.

COMANCHE LOOKOUT PARK

2022 GO PARKS & REC IMPROVEMENT BOND	872	0	0	0	0	0	872
Total	872	0	0	0	0	0	872

Council District(s)
10

Project (23-03964) - -- Construct general park and rehabilitation improvements within available funding which may include trail improvements, fencing and preservation of the historic tower structure.

CONCEPCION PARK

2022 GO PARKS & REC IMPROVEMENT BOND	213	0	0	0	0	0	213
TREE PRESERVATION FUND	35	35	0	0	0	0	70
Total	248	35	0	0	0	0	283

Council District(s)
3

Project (23-03965) - -- Construct general park improvements within available funding which may include a new dog park.

CUELLAR PARK

2022 GO PARKS & REC IMPROVEMENT BOND	559	0	0	0	0	0	559
TREE PRESERVATION FUND	109	110	0	0	0	0	219
Total	668	110	0	0	0	0	778

Council District(s)
6

Project (23-03966) - -- Construct general park improvements within available funding which may include trail and basketball court improvements.

CUELLAR PARK IMPROVEMENTS

2024 CERTIFICATES OF OBLIGATION	248	50	0	0	0	0	298
Total	248	50	0	0	0	0	298

Council District(s)
6

Project (23-04156) - This project provides funding for general park improvements.

RECREATION & CULTURE

PARKS

DAVIS SCOTT YMCA

PRIOR DEBT PROCEEDS - CERTIFICATES OF OBLIGATION	1,000	2,207	0	0	0	0	3,207
Total	1,000	2,207	0	0	0	0	3,207

Council District(s)
2

Project (26-00723) - This project will replace the boiler and air handler system.

DISTRICT 1 PARKS

2022 GO PARKS & REC IMPROVEMENT BOND	1,408	1,359	0	0	0	0	2,767
TREE PRESERVATION FUND	25	0	0	0	0	0	25
Total	1,433	1,359	0	0	0	0	2,792

Council District(s)
1

Project (23-03968) - -- Construct general park and rehabilitation improvements of park facilities within available funding. Parks may include Kenwood and Olympia Parks.

DISTRICT 1 PARKS & MULTIGENERATIONAL RECREATION FACILITY

2022 GO PARKS & REC IMPROVEMENT BOND	2,000	5,209	0	0	0	0	7,209
Total	2,000	5,209	0	0	0	0	7,209

Council District(s)
1

Project (23-03969) - -- Renovate, rehabilitate and construct additions to the West End Park Senior Center and West End Park as applicable and within available funding. To create a multigenerational facility that will support senior and constituent services, meeting space and other recreational services.

DISTRICT 2 PARKS

2022 GO PARKS & REC IMPROVEMENT BOND	799	0	0	0	0	0	799
TREE PRESERVATION FUND	186	0	0	0	0	0	186
Total	985	0	0	0	0	0	985

Council District(s)
2

Project (23-03970) - -- Construct general park and rehabilitation improvements of park facilities within available funding. Parks may include: Milam Wesley Tealer Park and Dellcrest Park.

DISTRICT 3 AQUATICS FACILITY

2022 GO PARKS & REC IMPROVEMENT BOND	895	3,462	0	0	0	0	4,357
TREE PRESERVATION FUND	0	86	87	0	0	0	173
Total	895	3,548	87	0	0	0	4,530

Council District(s)
3

Project (23-03971) - -- Develop and construct a new aquatics facility within available funding to include a swimming pool and associated amenities such as a splash pad.

RECREATION & CULTURE

PARKS

DISTRICT 4 PARKS

2022 GO PARKS & REC IMPROVEMENT BOND	522	1,050	0	0	0	0	1,572
Total	522	1,050	0	0	0	0	1,572

Council District(s)
4

Project (23-03974) - -- Construct general park and rehabilitation improvements of park facilities within available funding which may include shade enhancements as applicable. Parks may include: Palo Alto Terrace Park, Medina Base Park, Spicewood Park and Gateway Terrace Park.

DISTRICT 5 PARKS

2022 GO PARKS & REC IMPROVEMENT BOND	1,461	0	0	0	0	0	1,461
TREE PRESERVATION FUND	0	135	0	0	0	0	135
Total	1,461	135	0	0	0	0	1,596

Council District(s)
5

Project (23-03975) - -- Construct general park and rehabilitation improvements of park facilities within available funding. Parks may include: Collins Gardens Park, Kennedy Park, Clarissa Alderete Park, Escobar Park and Frank Tejada Park.

DISTRICT 7 PARKS

2022 GO PARKS & REC IMPROVEMENT BOND	568	0	0	0	0	0	568
Total	568	0	0	0	0	0	568

Council District(s)
7

Project (23-03976) - -- Construct general park rehabilitation improvements of park facilities within available funding at parks on the City's northwest side including Lee's Creek Park.

DISTRICT 9 GREENWAY TRAIL PROJECT

PROP 2 - 2015 PARKS DEVELOPMENT AND EXPANSION VENUE	1,399	500	0	0	0	0	1,899
Total	1,399	500	0	0	0	0	1,899

Council District(s)
9

Project (26-00674) - This project provides funding for the development of a hike and bike trail within Council District 9.

EDWARDS AQUIFER PROTECTION PROGRAM

MUNICIPAL FACILITIES CORPORATION	10,000	10,000	10,000	10,000	10,000	10,000	60,000
Total	10,000	10,000	10,000	10,000	10,000	10,000	60,000

Council District(s)
CW

Project (26-00701) - This project provides funding for the acquisition of sensitive land over the Edwards Aquifer Recharge Zone as well as provides funding for low impact development projects.

RECREATION & CULTURE

PARKS

EISENHOWER PARK

2022 GO PARKS & REC IMPROVEMENT BOND	528	0	0	0	0	0	528
Total	528	0	0	0	0	0	528

Council District(s)
8

Project (23-03979) - -- Construct general park and rehabilitation improvements within available funding to the existing park and recent land acquisition areas which may include additional trails, a bicycle skills area, and a new playground.

FRIEDRICH PARK

2022 GO PARKS & REC IMPROVEMENT BOND	242	0	0	0	0	0	242
Total	242	0	0	0	0	0	242

Council District(s)
8

Project (23-03982) - -- Construct general park improvements within available funding which may include an expansion to the parking lot.

FRIESENHAHN PARK

2022 GO PARKS & REC IMPROVEMENT BOND	529	100	0	0	0	0	629
Total	529	100	0	0	0	0	629

Council District(s)
10

Project (23-03983) - -- Construct general park improvements within available funding which may include improvements at the pond and parking lot expansion.

FT. SAM HOUSTON TRAIL (JOHN JAMES PARK TO JACK WHITE PARK)

PROP 2 - 2015 PARKS DEVELOPMENT AND EXPANSION VENUE	500	1,800	617	0	0	0	2,917
Total	500	1,800	617	0	0	0	2,917

Council District(s)
2

Project (26-00612) - This project provides funding for purchasing land to design and construct hike & bike trails and associated amenities along Salado Creek through Ft. Sam Houston from John James Park to Jack White Park.

GILBERT GARZA PARK

2022 GO PARKS & REC IMPROVEMENT BOND	412	206	0	0	0	0	618
Total	412	206	0	0	0	0	618

Council District(s)
7

Project (23-03984) - -- Construct general park improvements within available funding in support of the Park's Master Plan which may include walking trail upgrades throughout the park, pedestrian bridge enhancements, and development of amenities east of the creek.

RECREATION & CULTURE

PARKS

GOLF COURSE IMPROVEMENTS

UNISSUED SELF-SUPPORTING CERTIFICATES OF OBLIGATION	0	0	3,000	0	4,000	0	7,000
Total	<u>0</u>	<u>0</u>	<u>3,000</u>	<u>0</u>	<u>4,000</u>	<u>0</u>	<u>7,000</u>

Council District(s)
CW

Project (26-00703) - MGA-SA Golf Course Improvements - This project will provide improvements to various city golf courses managed by MGA-SA to ensure their continued viabilities and usage for City residents.

HARLANDALE PARK

2022 GO PARKS & REC IMPROVEMENT BOND	451	0	0	0	0	0	451
TREE PRESERVATION FUND	33	33	0	0	0	0	66
Total	<u>484</u>	<u>33</u>	<u>0</u>	<u>0</u>	<u>0</u>	<u>0</u>	<u>517</u>

Council District(s)
3

Project (23-03986) - -- Construct general park improvements within available funding which may include playground shade enhancements, parking improvements, and pedestrian bridge enhancements.

KELLY HERITAGE LEARNING CENTER

2024 CERTIFICATES OF OBLIGATION	454	0	0	0	0	0	454
Total	<u>454</u>	<u>0</u>	<u>0</u>	<u>0</u>	<u>0</u>	<u>0</u>	<u>454</u>

Council District(s)
4

Project (23-04155) - This project provides funding to assist with building a museum to showcase air service in San Antonio.

LADY BIRD JOHNSON PARK

2022 GO PARKS & REC IMPROVEMENT BOND	753	306	0	0	0	0	1,059
Total	<u>753</u>	<u>306</u>	<u>0</u>	<u>0</u>	<u>0</u>	<u>0</u>	<u>1,059</u>

Council District(s)
10

Project (23-03990) - -- Construct general park improvements within available funding which may include shade enhancements and improved accessibility to recreational features.

LEE'S CREEK PARK

2022 GO PARKS & REC IMPROVEMENT BOND	120	0	0	0	0	0	120
Total	<u>120</u>	<u>0</u>	<u>0</u>	<u>0</u>	<u>0</u>	<u>0</u>	<u>120</u>

Council District(s)
7

Project (23-03991) - -- Construct general park improvements within available funding which may include low impact development parking upgrades.

LEON CREEK (QUINTANA RD TO I-35)

PROP 2 - 2015 PARKS DEVELOPMENT AND EXPANSION VENUE	1,000	3,077	0	0	0	0	4,077
Total	<u>1,000</u>	<u>3,077</u>	<u>0</u>	<u>0</u>	<u>0</u>	<u>0</u>	<u>4,077</u>

Council District(s)
4

Project (26-00665) - This project provides funding for the development of a hike and bike trail project along Leon Creek from Quintana Rd. to I-35.

RECREATION & CULTURE

PARKS

LEON CREEK (THE RIM TO RAYMOND RUSSELL PARK)

PROP 2 - 2015 PARKS DEVELOPMENT AND EXPANSION VENUE	1,500	2,614	0	0	0	0	4,114
Total	1,500	2,614	0	0	0	0	4,114

Council District(s)
8

Project (26-00671) - This project provides funding for the development of a hike and bike trail project along Leon Creek from the Rim to Raymond Russell County Park.

LINEAR GREENWAY TRAILS

2022 GO PARKS & REC IMPROVEMENT BOND	10,556	46,144	26,818	0	0	0	83,518
TREE PRESERVATION FUND	1,361	1,759	0	0	0	0	3,120
Total	11,917	47,903	26,818	0	0	0	86,638

Council District(s)
CW 1

Project (23-04053) - Acquire and preserve open space for the development of multi-use trails along San Antonio creekways, greenways and urban corridors.

LOCKWOOD AND DIGNOWITY PARKS 2022

2022 GO PARKS & REC IMPROVEMENT BOND	739	48	0	0	0	0	787
Total	739	48	0	0	0	0	787

Council District(s)
2

Project (23-03993) - -- Construct general park improvements within available funding in support of the Park's Master Plan, which may include development of a splash pad with shade enhancements.

MAIN PLAZA

UNISSUED CERTIFICATES OF OBLIGATION	500	4,799	3,796	0	0	0	9,095
Total	500	4,799	3,796	0	0	0	9,095

Council District(s)
1

Project (23-04068) - This project provides funding to repair or replace associated infrastructure upgrades.

MARTIN LUTHER KING PARK 2022

2022 GO PARKS & REC IMPROVEMENT BOND	711	25	0	0	0	0	736
Total	711	25	0	0	0	0	736

Council District(s)
2

Project (23-03994) - -- Construct general park improvements within available funding in support of the Master Plan which may include shade enhancements at the basketball court and additional parking.

RECREATION & CULTURE

PARKS

MAVERICK PARK

2022 GO PARKS & REC IMPROVEMENT BOND	370	0	0	0	0	0	370
TREE PRESERVATION FUND	26	101	0	0	0	0	127
Total	396	101	0	0	0	0	497

Council District(s)
1

Project (23-03995) - -- Construct general park improvements within available funding which may include security lighting, a pavilion, playground, sidewalk renovations, the underground conversion of electrical services, planting trees, and pavilion rehabilitation.

MEDINA RIVER NATURAL AREA

2022 GO PARKS & REC IMPROVEMENT BOND	523	0	0	0	0	0	523
Total	523	0	0	0	0	0	523

Council District(s)
4

Project (23-03997) - -- Construct general park improvements within available funding which may include restroom improvements and parking lot expansion.

MILLERS POND PARK (COMMUNITY RECREATION CENTER)

2022 GO PARKS & REC IMPROVEMENT BOND	442	0	0	0	0	0	442
Total	442	0	0	0	0	0	442

Council District(s)
4

Project (23-03998) - -- Construct general park improvements within available funding which may include restroom expansion and improvements, parking lot improvements and playground shade enhancements.

MITCHELL LAKE AUDUBON CENTER

2022 GO PARKS & REC IMPROVEMENT BOND	1,000	4,377	364	0	0	0	5,741
Total	1,000	4,377	364	0	0	0	5,741

Council District(s)
CW 3

Project (23-03999) - -- Construct facility improvements and rehabilitation of the birding center within available funding.

NANI FALCONE PARK

2022 GO PARKS & REC IMPROVEMENT BOND	472	0	0	0	0	0	472
Total	472	0	0	0	0	0	472

Council District(s)
7

Project (23-04001) - -- Construct general park improvements within available funding.

NEW BUCHSENSCHUTZ PARK

2022 GO PARKS & REC IMPROVEMENT BOND	582	0	0	0	0	0	582
Total	582	0	0	0	0	0	582

Council District(s)
10

Project (23-04002) - -- Facilitate the development and construction of a new park which may include land acquisition and site amenities within available funding.

RECREATION & CULTURE

PARKS

NEW DISTRICT 6 PARK (NEAR CIELO VISTA)

2022 GO PARKS & REC IMPROVEMENT BOND	428	0	0	0	0	0	428
Total	428	0	0	0	0	0	428

Council District(s)
6

Project (23-04003) - -- Facilitate the development and construction of a new park near Cielo Vista roadway which may include parking, security lighting, trail, and other passive outdoor recreational development within available funding.

NEW MEDICAL CENTER AREA PARK

2022 GO PARKS & REC IMPROVEMENT BOND	1,049	1,051	0	0	0	0	2,100
TREE PRESERVATION FUND	0	147	63	0	0	0	210
Total	1,049	1,198	63	0	0	0	2,310

Council District(s)
8

Project (23-04004) - -- Facilitate the development and construction of a new park which may include land acquisition, park connectivity and site amenities within available funding.

NEW PARK AT ORR DRIVE AND SUZETTE AVENUE

2022 GO PARKS & REC IMPROVEMENT BOND	330	0	0	0	0	0	330
TREE PRESERVATION FUND	15	0	0	0	0	0	15
Total	345	0	0	0	0	0	345

Council District(s)
6

Project (23-04005) - -- Facilitate the development and construction a new pocket park in support of the Park's Master Plan within available funding.

NEW PARKS AT NOPAL STREET AND SOUTH GEVERS STREET

2022 GO PARKS & REC IMPROVEMENT BOND	441	0	0	0	0	0	441
TREE PRESERVATION FUND	75	75	0	0	0	0	150
Total	516	75	0	0	0	0	591

Council District(s)
3

Project (23-04006) - -- Facilitate the development and construction of two new potential parks in conjunction with storm drainage structures along Nopal Street and South Gevers Street which may include walking trails and site furnishings within available funding.

NEW REGIONAL PARK PHASE 1 (DISTRICT 6)

2022 GO PARKS & REC IMPROVEMENT BOND	590	436	2,750	1,965	0	0	5,741
Total	590	436	2,750	1,965	0	0	5,741

Council District(s)
6

Project (23-04007) - -- Facilitate the development of a Master Plan of a new regional park located in Council District 6 and Phase I development which may include new recreational amenities such as a playground, walking trail, and active community spaces within available funding.

RECREATION & CULTURE

PARKS

NEW REGIONAL PARK PHASE 1 AND NORMOYLE PARK EXPANSION (D5)

2022 GO PARKS & REC IMPROVEMENT BOND	386	3,034	1,336	0	0	0	4,756
Total	386	3,034	1,336	0	0	0	4,756

Council District(s)
5

Project (23-04008) - -- Facilitate the development of a Master Plan for a new regional park located in Council District 5 and Phase I expansion which may include land acquisition, new recreational amenities, and active community spaces within available funding.

O.P. SCHNABEL PARK

2022 GO PARKS & REC IMPROVEMENT BOND	883	0	0	0	0	0	883
TREE PRESERVATION FUND	75	75	0	0	0	0	150
Total	958	75	0	0	0	0	1,033

Council District(s)
7

Project (23-04010) - -- Construct general park improvements within available funding which may include roadway improvements to expand access to park areas, bicycle park, and playground amenities.

OLMOS BASIN PARK

2022 GO PARKS & REC IMPROVEMENT BOND	719	0	0	0	0	0	719
TREE PRESERVATION FUND	18	18	0	0	0	0	36
Total	737	18	0	0	0	0	755

Council District(s)
1

Project (23-04011) - -- Construct general park improvements within available funding which may include the installation of a permanent restroom to service the walking trail area of the park and improvements of the Farmer's Market area.

PARK SHADE REPLACEMENT

UNISSUED CERTIFICATES OF OBLIGATION	3,800	3,800	3,800	0	0	0	11,400
Total	3,800	3,800	3,800	0	0	0	11,400

Council District(s)
CW

Project (26-00713) - Shade improvements at parks

PEARSALL PARK

2022 GO PARKS & REC IMPROVEMENT BOND	650	840	0	0	0	0	1,490
Total	650	840	0	0	0	0	1,490

Council District(s)
4

Project (23-04012) - -- Construct general park improvements and development within available funding in support of the Park's Master Plan which may include lighting, shade enhancements, recreational improvements, and park connectivity.

RECREATION & CULTURE

PARKS

PICKLEBALL RECREATIONAL IMPROVEMENTS

2022 GO PARKS & REC IMPROVEMENT BOND	747	0	0	0	0	0	747
Total	747	0	0	0	0	0	747

Council District(s)
1

Project (23-04013) - -- Construct improvements at available City facilities within available funding to allow for pickleball.

PICKWELL PARK

2022 GO PARKS & REC IMPROVEMENT BOND	364	0	0	0	0	0	364
PRIOR DEBT PROCEEDS - CERTIFICATES OF OBLIGATION	88	0	0	0	0	0	88
PRIOR DEBT PROCEEDS - TAX NOTES	311	0	0	0	0	0	311
TREE PRESERVATION FUND	208	0	0	0	0	0	208
Total	971	0	0	0	0	0	971

Council District(s)
3

Project (23-04014) - -- Construct general park improvements within available funding which may include the addition of shade enhancements and the rehabilitation of a sport court.

PIPER'S MEADOW PARK

2022 GO PARKS & REC IMPROVEMENT BOND	356	0	0	0	0	0	356
Total	356	0	0	0	0	0	356

Council District(s)
6

Project (23-04015) - -- Construct general park improvements within available funding which may include lighting, signage, and other site amenities.

PUBLIC ART (PARKS)

2022 GO PARKS & REC IMPROVEMENT BOND	1,119	2,590	0	0	0	0	3,709
Total	1,119	2,590	0	0	0	0	3,709

Council District(s)
CW

Project (23-04016) - -- Provide for the construction, improvement and installation of public art that is accessible to the general public, within the city limits, related to projects in the proposition and in accordance with City Council adopted policies and procedures.

ROSEDALE PARK

TREE PRESERVATION FUND	130	130	0	0	0	0	260
Total	130	130	0	0	0	0	260

Council District(s)
5

Project (23-04017) - -- Construct general park and rehabilitation improvements of existing facilities within available funding which may include trail improvements.

RECREATION & CULTURE

PARKS

SAN ANTONIO BOTANICAL CENTER

2024 CERTIFICATES OF OBLIGATION	1,688	0	0	0	0	0	1,688
Total	1,688	0	0	0	0	0	1,688

Council District(s)
CW 2

Project (23-04018) - Facilitate the construction of improvements which may include restoration of existing structures such as the Lucille Halsell Conservatory and Greenhouses.

SAN PEDRO SPRINGS PARK

2022 GO PARKS & REC IMPROVEMENT BOND	137	976	129	0	0	0	1,242
Total	137	976	129	0	0	0	1,242

Council District(s)
3

Project (23-04020) - -- Construct general park and rehabilitation improvements within available funding in support of the Park's Master Plan which may include rehabilitation of the historic grotto and historic acequia.

SOUTHSIDE LIONS PARK

2022 GO PARKS & REC IMPROVEMENT BOND	962	0	0	0	0	0	962
Total	962	0	0	0	0	0	962

Council District(s)
3

Project (23-04021) - Construct general park improvements within available funding which may include a playground with shade enhancements, splash pad, lighting, and other recreational amenities.

TIMBER RIDGE PARK

2022 GO PARKS & REC IMPROVEMENT BOND	288	0	0	0	0	0	288
TREE PRESERVATION FUND	39	29	0	0	0	0	68
Total	327	29	0	0	0	0	356

Council District(s)
6

Project (23-04026) - -- Construct general park improvements within available funding which may include a splash pad and other site amenities.

TOM SLICK PARK

2022 GO PARKS & REC IMPROVEMENT BOND	589	0	0	0	0	0	589
Total	589	0	0	0	0	0	589

Council District(s)
6

Project (23-04027) - -- Construct general park improvements within available funding which may include trail connections, lighting, and parking lot expansion.

UTSA ATHLETICS FACILITIES

2022 GO PARKS & REC IMPROVEMENT BOND	854	2,500	0	0	0	0	3,354
Total	854	2,500	0	0	0	0	3,354

Council District(s)
REGIONAL

Project (23-04028) - -- Facilitate the construction of a new Women's and Men's Basketball and Women's Volleyball practice facility on UTSA main campus.

FUNCTION/PROGRAM/PROJ./REV./SCOPE	FY 2026	FY 2027	FY 2028	FY 2029	FY 2030	FY 2031	TOTAL
-----------------------------------	---------	---------	---------	---------	---------	---------	-------

RECREATION & CULTURE

PARKS

WOODLAWN LAKE PARK

2022 GO PARKS & REC IMPROVEMENT BOND	1,136	578	0	0	0	0	1,714
TREE PRESERVATION FUND	0	0	900	0	0	0	900
Total	1,136	578	900	0	0	0	2,614

Council District(s)
7

Project (23-04031) - -- Construct general park and rehabilitation improvements within available funding which may include trail improvements, lighting, shade enhancements, and other amenities.

TOTAL PARKS

75,843	130,417	56,685	11,965	14,000	10,000	298,910
---------------	----------------	---------------	---------------	---------------	---------------	----------------

TOTAL RECREATION & CULTURE

87,361	141,245	59,685	11,965	14,000	10,000	324,256
---------------	----------------	---------------	---------------	---------------	---------------	----------------

TRANSPORTATION

AIR TRANSPORTATION

2ND FIS BAG BELT

INTERIM AIRPORT FINANCING	1,290	0	0	0	0	0	1,290
Total	1,290	0	0	0	0	0	1,290

Council District(s)
CW

Project (33-03340) - This project includes improvements to the Federal Inspection Services (FIS) Corridor and Mezzanine and adds a second bag belt for international passengers.

AIRFIELD SAFETY ENHANCEMENTS & IMPROVEMENTS PROGRAM (ASEIP)

AIRPORT IMPROVEMENT PROGRAM GRANT	1,196	3,833	39,272	1,528	0	0	45,829
GENERAL AIRPORT REVENUE BOND	2,908	11,596	17,210	3,772	0	0	35,486
INTERIM AIRPORT FINANCING	19,466	0	0	0	0	0	19,466
Total	23,570	15,429	56,482	5,300	0	0	100,781

Council District(s)
CW

Project (33-03348) - This project provides for the rehabilitation of runway 13R-31L, the construction of Storm Line S and improvements to airfield drainage. As the program progresses, an airfield Environmental Impact Statement will inform the scope of additional projects to be accomplished within this program.

ARFF RINGDOWN SYSTEM

AIRPORT IMPROVEMENT & CONTINGENCY FUND	400	0	0	0	0	0	400
Total	400	0	0	0	0	0	400

Council District(s)
CW

Project (33-00349) - Replace the existing ringdown system at SAT to mitigate outages, poor sound quality and dropped calls between the air traffic control tower and the fire station.

FUNCTION/PROGRAM/PROJ./REV./SCOPE	FY 2026	FY 2027	FY 2028	FY 2029	FY 2030	FY 2031	TOTAL
-----------------------------------	---------	---------	---------	---------	---------	---------	-------

TRANSPORTATION

AIR TRANSPORTATION

BAGGAGE HANDLING SYSTEM EXPANSION

GENERAL AIRPORT REVENUE BOND	6,792	1,658	0	0	0	0	8,450
INTERIM AIRPORT FINANCING	2,899	0	0	0	0	0	2,899
Total	9,691	1,658	0	0	0	0	11,349

Council District(s)
CW

Project (33-03312) - This project develops an area to accommodate up to three in-line security checked-bag processing lanes, Checked Baggage Inspection System (CBIS) room, mechanical support space, equipment (conveyors), electrical motor apparatus, distribution systems, and other critical devices and systems. The scope includes modifying of existing conveyance controls and systems to meet the demand for a comprehensive complex passing all system test. The scope will include surveillance, access control, electrical notification, mechanical (HVAC), and IT infrastructure.

CCTV/ACS SYSTEM REPLACEMENT

INTERIM AIRPORT FINANCING	237	0	0	0	0	0	237
Total	237	0	0	0	0	0	237

Council District(s)
CW

Project (33-00250) - This project installs a new Access Control S system ("ACS") and Closed Circuit Television ("CCTV") system at SAT. The head end servers, software, field panels, and client workstations will be installed, as well as new cameras and door hardware.

CONRAC UPGRADES - PHASE 2

CUSTOMER FACILITY CHARGE	2,658	2,640	2,640	2,640	2,640	2,416	15,634
Total	2,658	2,640	2,640	2,640	2,640	2,416	15,634

Council District(s)
CW

Project (33-00353) - Project scopes include enclosure of the atrium, installation of fans in the Quick Turn-Around Area (QTA), correction of drainage problems, replacement of expansion joints and rehabilitation of the irrigation system.

DE-ICING FACILITY - B AND C GATES

GENERAL AIRPORT REVENUE BOND	0	212	1,788	0	0	0	2,000
Total	0	212	1,788	0	0	0	2,000

Council District(s)
CW

Project (33-00354) - This project creates a new de-icing location along Taxiway H to service flights departing on Runway 13R.

ELECTRIC SHUTTLE BUS INFRASTRUCTURE

FAA - ZERO EMISSIONS VEHICLE & INFRASTRUCTURE PROGRAM GRANT	881	0	0	0	0	0	881
INTERIM AIRPORT FINANCING	282	0	0	0	0	0	282
Total	1,163	0	0	0	0	0	1,163

Council District(s)
CW

Project (33-03325) - This project is the construction and installation of electrical bus charging infrastructure for parking shuttle fleet. This project is in line with the airport's sustainability and resiliency incentives.

TRANSPORTATION

AIR TRANSPORTATION

MAINTENANCE FACILITY CHARGING STATION EXPANSION

GENERAL AIRPORT REVENUE BOND	294	0	0	0	0	0	294
INTERIM AIRPORT FINANCING	475	0	0	0	0	0	475
Total	769	0	0	0	0	0	769

Council District(s)
CW

Project (33-03357) - Install 4-6 chargers in the Maintenance Yard parking lot for use by the growing EV fleet. Expand infrastructure to support expansion as fleet continues to grow. Incorporate access to a battery storage system on site for resiliency during emergency operations and ensure readily available power.

NETWORK EOL REPLACEMENT

AIRPORT IMPROVEMENT & CONTINGENCY FUND	76	498	522	552	576	0	2,224
INTERIM AIRPORT FINANCING	550	0	0	0	0	0	550
Total	626	498	522	552	576	0	2,774

Council District(s)
CW

Project (33-03339) - This project will replace end of life technology such as data networks, storage, and server IT infrastructure for the San Antonio International Airport and Stinson Municipal Airport.

NEW PARKING STRUCTURE AND GROUND TRANSPORTATION CENTER (TERMINAL C PARKING GARAGE)

GENERAL AIRPORT REVENUE BOND	37,294	84,476	0	0	0	0	121,770
INTERIM AIRPORT FINANCING	2,949	0	0	0	0	0	2,949
Total	40,243	84,476	0	0	0	0	124,719

Council District(s)
CW

Project (33-03350) - Parking garage - phase 1

PROPERTY MAPS, PLATTING, BOUNDARY SURVEY

AIRPORT IMPROVEMENT & CONTINGENCY FUND	480	209	0	0	0	0	689
Total	480	209	0	0	0	0	689

Council District(s)
CW

Project (33-03342) - This project includes the preparation of maps, platting and professional land surveying for both the San Antonio International Airport (SAT) and the Stinson Municipal Airport (SSF).

REMOTE TRANSMITTER RECEIVER F RELOCATION

GENERAL AIRPORT REVENUE BOND	1,710	1,211	29	0	0	0	2,950
INTERIM AIRPORT FINANCING	849	0	0	0	0	0	849
Total	2,559	1,211	29	0	0	0	3,799

Council District(s)
CW

Project (33-00341) - This project will include relocation of the existing Remote Transmitter Receiver (RTR) facility to accommodate future development opportunities on the north side of the Airport.

TRANSPORTATION

AIR TRANSPORTATION

STINSON - BUILDING MODIFICATIONS-FY26

STINSON REVOLVING FUND	10	0	0	0	0	0	10
TEXAS DEPARTMENT OF TRANSPORTATION	90	0	0	0	0	0	90
Total	<u>100</u>	<u>0</u>	<u>0</u>	<u>0</u>	<u>0</u>	<u>0</u>	<u>100</u>

Council District(s)
CW

Project (33-03330) - This project administers the RAMP grant which provides for basic improvements to the Stinson Municipal Airport such as hangar enhancements, fencing, or other airside and landside needs.

STINSON - BUILDING MODIFICATIONS-FY27

STINSON REVOLVING FUND	0	50	0	0	0	0	50
TEXAS DEPARTMENT OF TRANSPORTATION	0	50	0	0	0	0	50
Total	<u>0</u>	<u>100</u>	<u>0</u>	<u>0</u>	<u>0</u>	<u>0</u>	<u>100</u>

Council District(s)
CW

Project (33-03331) - This project administers the RAMP grant which provides for basic improvements to the Stinson Municipal Airport such as hangar enhancements, fencing, or other airside and landside needs.

STINSON - BUILDING MODIFICATIONS-FY28

STINSON REVOLVING FUND	0	0	50	0	0	0	50
TEXAS DEPARTMENT OF TRANSPORTATION	0	0	50	0	0	0	50
Total	<u>0</u>	<u>0</u>	<u>100</u>	<u>0</u>	<u>0</u>	<u>0</u>	<u>100</u>

Council District(s)
CW

Project (33-03345) - This project administers the RAMP grant which provides for basic improvements to the Stinson Municipal Airport such as hangar enhancements, fencing, or other airside and landside needs.

STINSON - BUILDING MODIFICATIONS-FY29

STINSON REVOLVING FUND	0	0	0	50	0	0	50
TEXAS DEPARTMENT OF TRANSPORTATION	0	0	0	50	0	0	50
Total	<u>0</u>	<u>0</u>	<u>0</u>	<u>100</u>	<u>0</u>	<u>0</u>	<u>100</u>

Council District(s)
CW

Project (33-03346) - This project administers the RAMP grant which provides for basic improvements to the Stinson Municipal Airport such as hangar enhancements, fencing, or other airside and landside needs.

**STINSON - MARTINSON HANGARS
ARCHEOLOGY INVESTIGATION**

STINSON REVOLVING FUND	289	0	0	0	0	0	289
Total	<u>289</u>	<u>0</u>	<u>0</u>	<u>0</u>	<u>0</u>	<u>0</u>	<u>289</u>

Council District(s)
CW

Project (33-03361) - This is archeology support to investigate the area(s) where Martinson is planning to build 3 new hangars. A scope and estimate of the work are complete.

TRANSPORTATION

AIR TRANSPORTATION

STINSON - SIX MILE CREEK STABILIZATION

STINSON REVOLVING FUND	100	900	0	0	0	0	1,000
Total	100	900	0	0	0	0	1,000

Council District(s)
CW

Project (33-00351) - Provide creek bed stabilization to halt erosion in the area.

STINSON - SOUTH OF RW 10/28 FENCE

STINSON REVOLVING FUND	300	1,200	0	0	0	0	1,500
Total	300	1,200	0	0	0	0	1,500

Council District(s)
CW

Project (33-00355) - Install security fence along the tree line south of Runway 10/28 to eliminate potential incursions to the airfield.

STINSON - TERMINAL RESTROOM RENOVATIONS

STINSON REVOLVING FUND	200	0	0	0	0	0	200
Total	200	0	0	0	0	0	200

Council District(s)
CW

Project (33-03362) - This is a partial renovation of the terminal restrooms at Stinson to install automatic plumbing valves and update some other features.

STINSON LAND ACQ. RW 14/32 RPZ

STINSON REVOLVING FUND	136	0	0	0	0	0	136
TEXAS DEPARTMENT OF TRANSPORTATION	300	0	0	0	0	0	300
Total	436	0	0	0	0	0	436

Council District(s)
CW

Project (33-00272) - The project will include Environmental and archeological investigation to support land acquisition efforts, followed by land acquisition. This is a Texas Department of Transportation managed project.

TERMINAL A ELECTRICAL SYSTEM EXPANSION

AIRPORT IMPROVEMENT & CONTINGENCY FUND	2,640	639	0	0	0	0	3,279
AIRPORT INFRASTRUCTURE GRANT	4,952	1,260	0	0	0	0	6,212
Total	7,592	1,899	0	0	0	0	9,491

Council District(s)
CW

Project (33-00253) - Installation of new 4,000 amp Fuse Type Switch Boards with Breaker Type Switch Boards. Currently no space for any Electrical Connections to the Switch Board and there is no available room on the walls or floor space to add any Electrical and meet the NEC Code. This project will install new Switch Boards to new Breaker Type Boards, thus allowing room to expand with new Breakers for future projects.

FUNCTION/PROGRAM/PROJ./REV./SCOPE	FY 2026	FY 2027	FY 2028	FY 2029	FY 2030	FY 2031	TOTAL
-----------------------------------	---------	---------	---------	---------	---------	---------	-------

TRANSPORTATION

AIR TRANSPORTATION

TERMINAL A GROUND LOADING FACILITY

AIRPORT PASSENGER FACILITY CHARGE	2,677	0	0	0	0	0	2,677
AIRPORT TERMINALS PROGRAM GRANT	2,500	0	0	0	0	0	2,500
GENERAL AIRPORT REVENUE BOND	1,697	0	0	0	0	0	1,697
INTERIM AIRPORT FINANCING	14,992	0	0	0	0	0	14,992
Total	21,866	0	0	0	0	0	21,866

Council District(s)

CW

Project (33-00340) - Project includes 3 new ground loading gates to provide additional gate capacity during the design and construction of Terminal C.

TERMINAL A/B RECONFIGURATION AND REHABILITATION

GENERAL AIRPORT REVENUE BOND	8,232	14,424	20,060	59,793	108,960	86,166	297,635
INTERIM AIRPORT FINANCING	1,763	0	0	0	0	0	1,763
Total	9,995	14,424	20,060	59,793	108,960	86,166	299,398

Council District(s)

CW

Project (33-03351) - Improvements to existing Terminals A and B to extend useful life through 2045. The scope addresses all building systems and infrastructure; gate and hold room reconfiguration. FY26 begins design with construction in terminal areas starting after the new terminal opens.

TERMINAL A+B CONNECTOR

GENERAL AIRPORT REVENUE BOND	1,600	0	0	0	0	0	1,600
INTERIM AIRPORT FINANCING	1,400	0	0	0	0	0	1,400
Total	3,000	0	0	0	0	0	3,000

Council District(s)

CW

Project (33-00350) - Design phase for a connector corridor between Terminals A and B, which would allow travelers to walk between gate areas without having to pass through a security check point.

TERMINAL B EMERGENCY GENERATOR REPLACEMENT

GENERAL AIRPORT REVENUE BOND	589	0	0	0	0	0	589
Total	589	0	0	0	0	0	589

Council District(s)

CW

Project (33-03358) - The existing 500 KVA generator unit is natural gas and 15 years old. It is hard to start during weather below 32 degrees and sometimes takes 3 attempts to get online. This project replaces it with diesel unit with belly tank.

FUNCTION/PROGRAM/PROJ./REV./SCOPE	FY 2026	FY 2027	FY 2028	FY 2029	FY 2030	FY 2031	TOTAL
-----------------------------------	---------	---------	---------	---------	---------	---------	-------

TRANSPORTATION

AIR TRANSPORTATION

TERMINAL DEVELOPMENT PROGRAM

AIRPORT GRANT	0	4,622	0	0	0	0	4,622
AIRPORT IMPROVEMENT & CONTINGENCY FUND	14,000	23,000	4,759	0	0	0	41,759
AIRPORT INFRASTRUCTURE GRANT	10,555	24,116	0	0	0	0	34,671
AIRPORT PASSENGER FACILITY CHARGE	10,000	105,000	35,000	0	0	0	150,000
AIRPORT TERMINALS PROGRAM GRANT	12,350	11,669	8,331	0	0	0	32,350
GENERAL AIRPORT REVENUE BOND	357,267	624,162	160,151	17,590	0	0	1,159,170
INTERIM AIRPORT FINANCING	115,438	0	0	0	0	0	115,438
Total	519,610	792,569	208,241	17,590	0	0	1,538,010

Council District(s)
CW

Project (33-03349) - This project provides for the construction of a new terminal and related facilities at the San Antonio International Airport.

UTILITY INFRASTRUCTURE UPGRADES

INTERIM AIRPORT FINANCING	569	0	0	0	0	0	569
Total	569	0	0	0	0	0	569

Council District(s)
CW

Project (33-03344) - This project develops infrastructure to ensure CPS Energy and SAWS can provide the power and water services required for the Airport complex upgrades over the next 5-10 years and to ensure resilient secondary feeds from alternate power sources are included.

YELLOW LOT IMPROVEMENTS

AIRPORT IMPROVEMENT & CONTINGENCY FUND	500	0	0	0	0	0	500
Total	500	0	0	0	0	0	500

Council District(s)
CW

Project (33-00352) - Provide additional lighting, install surveillance cameras and provide access control to the new Yellow Lot used for employee parking.

TOTAL AIR TRANSPORTATION

648,832	917,425	289,862	85,975	112,176	88,582	2,142,852
----------------	----------------	----------------	---------------	----------------	---------------	------------------

TRANSPORTATION

STREETS

ABE LINCOLN SHARED USE PATH

GENERAL FUND	340	163	0	0	0	0	503
Total	340	163	0	0	0	0	503

Council District(s)
7

Project (23-04065) - This project provides funding for the construction of a 2 way bike path in residential area using available ROW on east side of road and install connecting bike lane on Spring Time/Horn.

TRANSPORTATION

STREETS

BABCOCK ROAD (WEST HAUSMAN TO UTSA BOULEVARD)

2022 GO STREETS IMPROVEMENT BOND	1,500	6,612	0	0	0	0	8,112
TREE PRESERVATION FUND	75	425	0	0	0	0	500
Total	<u>1,575</u>	<u>7,037</u>	<u>0</u>	<u>0</u>	<u>0</u>	<u>0</u>	<u>8,612</u>

Council District(s)
8

Project (23-03865) - -- Construct roadway improvements to include sidewalks, curbs, driveway approaches, and other improvements as applicable and within available funding.

BIKE FACILITIES

ADVANCED TRANSPORTATION DISTRICT	2,325	800	200	0	0	0	3,325
Total	<u>2,325</u>	<u>800</u>	<u>200</u>	<u>0</u>	<u>0</u>	<u>0</u>	<u>3,325</u>

Council District(s)
CW

Project (46-00017) - This project provides funding for the planning, design, and construction of bike facility projects.

BRAUN ROAD SIDEWALKS (TEZEL ROAD TO NORTHWEST LOOP 1604)

2022 GO STREETS IMPROVEMENT BOND	815	1,113	0	0	0	0	1,928
Total	<u>815</u>	<u>1,113</u>	<u>0</u>	<u>0</u>	<u>0</u>	<u>0</u>	<u>1,928</u>

Council District(s)
7

Project (23-03866) - -- Construct a shared-use path on the northside of Braun Road from Tezel Road to Northwest Loop 1604 within available funding.

BROOKS-S NEW BRAUNFELS (LYSTER LOOP 410 SOUTH)

PRIOR DEBT PROCEEDS - CERTIFICATES OF OBLIGATION	0	1,020	706	0	0	0	1,726
Total	<u>0</u>	<u>1,020</u>	<u>706</u>	<u>0</u>	<u>0</u>	<u>0</u>	<u>1,726</u>

Council District(s)
3

Project (23-03747) - This project provides funding for the design, engineering, planning, right-of-way acquisition, environmental studies and utility requirements for the extension of South New Braunfels from Lyster Road to Loop 410 South.

BULVERDE ROAD (GREEN SPRING DRIVE TO REDLAND ROAD)

2022 GO STREETS IMPROVEMENT BOND	1,238	6,340	3,930	0	0	0	11,508
Total	<u>1,238</u>	<u>6,340</u>	<u>3,930</u>	<u>0</u>	<u>0</u>	<u>0</u>	<u>11,508</u>

Council District(s)
10

Project (23-03867) - -- Construct roadway improvements to include sidewalks, curbs, driveway approaches, drainage, bicycle facilities, and other improvements as applicable and within available funding. This is a multi-phased project.

TRANSPORTATION

STREETS

CITYWIDE BICYCLE FACILITIES

2022 GO STREETS IMPROVEMENT BOND	783	3,867	5,045	0	0	0	9,695
Total	783	3,867	5,045	0	0	0	9,695

Council District(s)
CW

Project (23-03869) - -- Construct bicycle and associated multi-modal improvement projects citywide as applicable and within available funding.

CLASSEN ROAD (CLASSEN SPUR TO KNOLLCREEK DRIVE)

2022 GO STREETS IMPROVEMENT BOND	1,272	5,880	263	0	0	0	7,415
Total	1,272	5,880	263	0	0	0	7,415

Council District(s)
10

Project (23-03871) - -- Construct roadway improvements to include sidewalks, curbs, driveway approaches, drainage, bicycle facilities, and other improvements as applicable and within available funding.

COVEL ROAD (RAY ELLISON BOULEVARD TO OLD PEARSALL ROAD)

2022 GO STREETS IMPROVEMENT BOND	1,240	6,579	1,049	0	0	0	8,868
Total	1,240	6,579	1,049	0	0	0	8,868

Council District(s)
4

Project (23-03872) - -- Construct roadway improvements to include driveway approaches, drainage, and other improvements as applicable and within available funding.

CULEBRA PARK (AREA STREETS)

2022 GO STREETS IMPROVEMENT BOND	1,000	4,509	556	0	0	0	6,065
Total	1,000	4,509	556	0	0	0	6,065

Council District(s)
7

Project (23-03873) - -- Construct area roadways to include sidewalks, curbs, driveway approaches, drainage, and other improvements as applicable and within available funding.

CULEBRA ROAD (IH-10 TO CALLAGHAN ROAD)

2022 GO STREETS IMPROVEMENT BOND	1,500	6,814	5,192	2,000	0	0	15,506
TREE PRESERVATION FUND	7	168	120	0	0	0	295
Total	1,507	6,982	5,312	2,000	0	0	15,801

Council District(s)
1 5

Project (23-03874) - -- Construct pedestrian safety improvements to include roadway, sidewalks, curbs, driveways approaches, bicycle facilities, and other improvements as applicable and within available funding.

TRANSPORTATION

STREETS

**D9 TRAFFIC AND MOBILITY IMPROVEMENTS
(HARDY OAK & STONE OAK AREA)**

2022 GO STREETS IMPROVEMENT BOND	1,000	2,825	0	0	0	0	3,825
Total	1,000	2,825	0	0	0	0	3,825

Council District(s)
9

Project (23-03896) - -- Construct intersection improvements at Stone Oak Parkway at Evans Road and Hardy Oak, and other Stone Oak area intersections to include turn lanes, curbs, sidewalks, driveway approaches, drainage, and traffic improvements as applicable and within available funding.

DISTRICT 1 F-STREETS RECONSTRUCTION

2022 GO STREETS IMPROVEMENT BOND	2,000	2,937	0	0	0	0	4,937
Total	2,000	2,937	0	0	0	0	4,937

Council District(s)
1

Project (23-03875) - -- Construct roadway improvements to include sidewalks, curbs, driveway approaches, and other improvements as applicable and within available funding.

DISTRICT 1 PEDESTRIAN MOBILITY

2022 GO STREETS IMPROVEMENT BOND	414	130	0	0	0	0	544
Total	414	130	0	0	0	0	544

Council District(s)
1

Project (23-03876) - -- Construct pedestrian mobility improvement projects as applicable and within available funding.

DISTRICT 1 PEDESTRIAN MOBILITY & STREETS

2017 GO STREET IMPROVEMENT BOND	428	479	0	0	0	0	907
Total	428	479	0	0	0	0	907

Council District(s)
1

Project (23-01571) - This project provides funding to construct pedestrian mobility and street improvement projects.

DISTRICT 10 F-STREETS RECONSTRUCTION

2022 GO STREETS IMPROVEMENT BOND	1,500	5,383	0	0	0	0	6,883
Total	1,500	5,383	0	0	0	0	6,883

Council District(s)
10

Project (23-03897) - -- Construct roadway improvements to include sidewalks, curbs, driveway approaches, and other improvements as applicable and within available funding.

DISTRICT 10 PEDESTRIAN MOBILITY

2022 GO STREETS IMPROVEMENT BOND	539	75	0	0	0	0	614
Total	539	75	0	0	0	0	614

Council District(s)
10

Project (23-03898) - -- Construct pedestrian mobility improvement projects as applicable and within available funding.

TRANSPORTATION

STREETS

DISTRICT 2 F-STREETS RECONSTRUCTION

2022 GO STREETS IMPROVEMENT BOND	1,116	1,776	0	0	0	0	2,892
Total	1,116	1,776	0	0	0	0	2,892

Council District(s)
2

Project (23-03877) - -- Construct roadway improvements to include sidewalks, curbs, driveway approaches, and other improvements as applicable and within available funding.

DISTRICT 2 PEDESTRIAN MOBILITY

2022 GO STREETS IMPROVEMENT BOND	616	366	0	0	0	0	982
Total	616	366	0	0	0	0	982

Council District(s)
2

Project (23-03878) - Construct pedestrian mobility improvement projects as applicable and within available funding.

DISTRICT 3 F-STREETS RECONSTRUCTION

2022 GO STREETS IMPROVEMENT BOND	1,892	3,198	0	0	0	0	5,090
Total	1,892	3,198	0	0	0	0	5,090

Council District(s)
3

Project (23-03879) - Construct roadway improvements to include sidewalks, curbs, driveway approaches, and other improvements as applicable and within available funding.

DISTRICT 3 PEDESTRIAN MOBILITY

2022 GO STREETS IMPROVEMENT BOND	460	103	0	0	0	0	563
Total	460	103	0	0	0	0	563

Council District(s)
3

Project (23-03880) - Construct pedestrian mobility improvement projects as applicable and within available funding.

DISTRICT 4 F-STREETS RECONSTRUCTION

2022 GO STREETS IMPROVEMENT BOND	469	2,388	0	0	0	0	2,857
Total	469	2,388	0	0	0	0	2,857

Council District(s)
4

Project (23-03881) - -- Construct roadway improvements to include sidewalks, curbs, driveway approaches, and other improvements as applicable and within available funding.

DISTRICT 4 PEDESTRIAN MOBILITY

2022 GO STREETS IMPROVEMENT BOND	360	57	0	0	0	0	417
Total	360	57	0	0	0	0	417

Council District(s)
4

Project (23-03882) - Construct pedestrian mobility improvement projects as applicable and within available funding.

TRANSPORTATION

STREETS

DISTRICT 5 F-STREETS RECONSTRUCTION

2022 GO STREETS IMPROVEMENT BOND	2,203	3,655	0	0	0	0	5,858
Total	2,203	3,655	0	0	0	0	5,858

Council District(s)
5

Project (23-03883) - Construct roadway improvements to include sidewalks, curbs, driveway approaches, and other improvements as applicable and within available funding.

DISTRICT 5 PEDESTRIAN MOBILITY

2022 GO STREETS IMPROVEMENT BOND	961	742	0	0	0	0	1,703
Total	961	742	0	0	0	0	1,703

Council District(s)
5

Project (23-03884) - Construct pedestrian mobility improvement projects as applicable and within available funding.

DISTRICT 6 F-STREETS RECONSTRUCTION

2022 GO STREETS IMPROVEMENT BOND	750	2,600	0	0	0	0	3,350
Total	750	2,600	0	0	0	0	3,350

Council District(s)
6

Project (23-03885) - Construct roadway improvements to include sidewalks, curbs, driveway approaches, and other improvements as applicable and within available funding.

DISTRICT 6 INTERSECTION IMPROVEMENTS

2022 GO STREETS IMPROVEMENT BOND	1,248	2,752	0	0	0	0	4,000
Total	1,248	2,752	0	0	0	0	4,000

Council District(s)
6 4

Project (23-03886) - -- Construct intersection improvements in Council District 6 to include roadway widening and traffic signal upgrades as applicable and within available funding.

DISTRICT 6 PEDESTRIAN MOBILITY

2022 GO STREETS IMPROVEMENT BOND	375	217	0	0	0	0	592
Total	375	217	0	0	0	0	592

Council District(s)
6

Project (23-03887) - Construct pedestrian mobility improvement projects as applicable and within available funding.

DISTRICT 6 PEDESTRIAN MOBILITY & STREETS

2017 GO STREET IMPROVEMENT BOND	901	406	0	0	0	0	1,307
Total	901	406	0	0	0	0	1,307

Council District(s)
6

Project (23-01576) - This project provides funding to construct pedestrian mobility and street improvement projects.

TRANSPORTATION

STREETS

DISTRICT 7 F-STREETS RECONSTRUCTION

2022 GO STREETS IMPROVEMENT BOND	3,032	3,815	0	0	0	0	6,847
Total	3,032	3,815	0	0	0	0	6,847

Council District(s)
7

Project (23-03888) - Construct roadway improvements to include sidewalks, curbs, driveway approaches, and other improvements as applicable and within available funding.

DISTRICT 7 NEIGHBORHOOD SIDEWALK IMPROVEMENTS

2022 GO STREETS IMPROVEMENT BOND	2,667	12,348	0	0	0	0	15,015
Total	2,667	12,348	0	0	0	0	15,015

Council District(s)
7 1

Project (23-03889) - Construct sidewalk improvements including curbs and driveway approaches as applicable and within available funding.

DISTRICT 7 PEDESTRIAN MOBILITY

2022 GO STREETS IMPROVEMENT BOND	361	371	0	0	0	0	732
Total	361	371	0	0	0	0	732

Council District(s)
7

Project (23-03890) - Construct pedestrian mobility improvement projects as applicable and within available funding.

DISTRICT 8 F-STREETS RECONSTRUCTION

2022 GO STREETS IMPROVEMENT BOND	1,458	1,918	0	0	0	0	3,376
Total	1,458	1,918	0	0	0	0	3,376

Council District(s)
8

Project (23-03891) - Construct roadway improvements to include sidewalks, curbs, driveway approaches, and other improvements as applicable and within available funding.

DISTRICT 8 PEDESTRIAN MOBILITY

2022 GO STREETS IMPROVEMENT BOND	310	40	0	0	0	0	350
Total	310	40	0	0	0	0	350

Council District(s)
8

Project (23-03892) - -- Construct pedestrian mobility improvement projects as applicable and within available funding.

DISTRICT 9 F-STREETS RECONSTRUCTION

2022 GO STREETS IMPROVEMENT BOND	620	3,650	0	0	0	0	4,270
Total	620	3,650	0	0	0	0	4,270

Council District(s)
9

Project (23-03893) - Construct roadway improvements to include sidewalks, curbs, driveway approaches, and other improvements as applicable and within available funding.

TRANSPORTATION

STREETS

DISTRICT 9 PEDESTRIAN MOBILITY

2022 GO STREETS IMPROVEMENT BOND	598	121	0	0	0	0	719
Total	598	121	0	0	0	0	719

Council District(s)
9

Project (23-03894) - Construct pedestrian mobility improvement projects as applicable and within available funding.

DISTRICT 9 TRAFFIC & MOBILITY IMPROVEMENTS (BITTERS RD AREA)

2022 GO STREETS IMPROVEMENT BOND	1,389	980	904	0	0	0	3,273
Total	1,389	980	904	0	0	0	3,273

Council District(s)
9

Project (23-03895) - -- Construct intersection improvements at Bitters Road at Ashton Village Drive - Cutter Green Drive and Bitters Road at Inwood Cove Drive and Rogers Wood to include turn lanes, curbs, sidewalks, driveway approaches, drainage, and traffic improvements as applicable and within available funding.

DOLOROSA STREET RECON (FLORES TO LEON)

TREE PRESERVATION FUND	0	165	0	0	0	0	165
Total	0	165	0	0	0	0	165

Council District(s)
1

Project (23-03763) - Design and construction of Dolorosa to include pedestrian amenities and streetscape improvements.

DORSEY DRIVE (MOURSUND BOULEVARD TO GARNETT AVENUE)

2022 GO STREETS IMPROVEMENT BOND	1,000	3,190	0	0	0	0	4,190
Total	1,000	3,190	0	0	0	0	4,190

Council District(s)
3

Project (23-03899) - -- Construct roadway improvements to include sidewalks, curbs, driveway approaches, drainage and other improvements as applicable and within available funding. This is a multi phase and Hazard Mitigation Action Plan project.

EASTSIDE AREA STREETS

2022 GO STREETS IMPROVEMENT BOND	1,217	2,574	2,041	0	0	0	5,832
TREE PRESERVATION FUND	13	87	204	0	0	0	304
Total	1,230	2,661	2,245	0	0	0	6,136

Council District(s)
2

Project (23-03900) - -- Construct area roadway improvements to include bicycle facilities, sidewalks, lighting, streetscape for multimodal connections to eastside parks, and other improvements as applicable and within available funding. Roadways may include: McCullough Avenue, Brooklyn Avenue, Burnet Street, 9th Street, 10th Street and Burleson Street.

FUNCTION/PROGRAM/PROJ./REV./SCOPE	FY 2026	FY 2027	FY 2028	FY 2029	FY 2030	FY 2031	TOTAL
-----------------------------------	---------	---------	---------	---------	---------	---------	-------

TRANSPORTATION

STREETS

EVANS ROAD PHASE 1 (EAST ELM CREEK TO MASONWOOD)

2022 GO STREETS IMPROVEMENT BOND	1,000	2,797	4,066	0	0	0	7,863
Total	1,000	2,797	4,066	0	0	0	7,863

Council District(s)
9

Project (23-03901) - -- Construct roadway improvements to include sidewalks, curbs, driveway approaches, drainage, and other improvements as applicable and within available funding.

FLORES STREET (CESAR CHAVEZ TO MARTIN ST)

TREE PRESERVATION FUND	0	100	500	0	0	0	600
Total	0	100	500	0	0	0	600

Council District(s)
1

Project (23-03863) - The Flores Street project includes full roadway and sidewalk reconstruction, potential pedestrian amenities (i.e., lighting & streetscape), landscaping, joint-bid utilities. This reconstruction will enhance pedestrian, safety, improve landscaping and aesthetics and will provide connectivity to downtown major cultural, educational and entertainment destinations.

FLORES STREETS (TRAVIS TO MARTIN)

PRIOR DEBT PROCEEDS - CERTIFICATES OF OBLIGATION	1,000	500	0	0	0	0	1,500
UNISSUED CERTIFICATES OF OBLIGATION	0	2,750	2,000	0	0	0	4,750
Total	1,000	3,250	2,000	0	0	0	6,250

Council District(s)
1

Project (23-04168) - This project provides funding for improvements to portions of Flores St from Travis to Martin to include streets and sidewalks.

FY 2024 DISTRICT 1 INFRASTRUCTURE IMPROVEMENTS

2025 TAX NOTES	453	0	0	0	0	0	453
UNISSUED TAX NOTES	333	167	0	0	0	0	500
Total	786	167	0	0	0	0	953

Council District(s)
1

Project (23-04140) - General improvements for the design and/or construction of streets, drainage, and other capital improvements on City facilities that meet the eligibility requirements.

FY 2024 DISTRICT 10 INFRASTRUCTURE IMPROVEMENTS

2025 TAX NOTES	465	489	0	0	0	0	954
PRIOR DEBT PROCEEDS - TAX NOTES	7	0	0	0	0	0	7
Total	472	489	0	0	0	0	961

Council District(s)
10

Project (23-04149) - General improvements for the design and/or construction of streets, drainage, and other capital improvements on City facilities that meet the eligibility requirements.

TRANSPORTATION

STREETS

FY 2024 DISTRICT 3 INFRASTRUCTURE IMPROVEMENTS

2025 TAX NOTES	438	62	0	0	0	0	500
UNISSUED TAX NOTES	0	500	0	0	0	0	500
Total	438	562	0	0	0	0	1,000

Council District(s)
3

Project (23-04142) - General improvements for the design and/or construction of streets, drainage, and other capital improvements on City facilities that meet the eligibility requirements.

FY 2024 DISTRICT 4 INFRASTRUCTURE IMPROVEMENTS

2025 TAX NOTES	350	0	0	0	0	0	350
UNISSUED TAX NOTES	196	304	0	0	0	0	500
Total	546	304	0	0	0	0	850

Council District(s)
4

Project (23-04143) - General improvements for the design and/or construction of streets, drainage, and other capital improvements on City facilities that meet the eligibility requirements.

FY 2024 DISTRICT 5 INFRASTRUCTURE IMPROVEMENTS

UNISSUED TAX NOTES	500	0	0	0	0	0	500
Total	500	0	0	0	0	0	500

Council District(s)
5

Project (23-04144) - General improvements for the design and/or construction of streets, drainage, and other capital improvements on City facilities that meet the eligibility requirements.

FY 2024 DISTRICT 6 INFRASTRUCTURE IMPROVEMENTS

2024 TAX NOTES	347	0	0	0	0	0	347
2025 TAX NOTES	265	0	0	0	0	0	265
Total	612	0	0	0	0	0	612

Council District(s)
6

Project (23-04145) - General improvements for the design and/or construction of streets, drainage, and other capital improvements on City facilities that meet the eligibility requirements.

FY 2024 DISTRICT 7 INFRASTRUCTURE IMPROVEMENTS

2024 TAX NOTES	512	63	0	0	0	0	575
2025 TAX NOTES	0	375	0	0	0	0	375
Total	512	438	0	0	0	0	950

Council District(s)
7

Project (23-04146) - General improvements for the design and/or construction of streets, drainage, and other capital improvements on City facilities that meet the eligibility requirements.

TRANSPORTATION

STREETS

FY 2024 DISTRICT 8 INFRASTRUCTURE IMPROVEMENTS

2025 TAX NOTES	0	301	0	0	0	0	301
UNISSUED TAX NOTES	500	0	0	0	0	0	500
Total	<u>500</u>	<u>301</u>	<u>0</u>	<u>0</u>	<u>0</u>	<u>0</u>	<u>801</u>

Council District(s)
8

Project (23-04147) - General improvements for the design and/or construction of streets, drainage, and other capital improvements on City facilities that meet the eligibility requirements.

FY 2024 DISTRICT 9 INFRASTRUCTURE IMPROVEMENTS

2025 TAX NOTES	460	0	0	0	0	0	460
UNISSUED TAX NOTES	0	500	0	0	0	0	500
Total	<u>460</u>	<u>500</u>	<u>0</u>	<u>0</u>	<u>0</u>	<u>0</u>	<u>960</u>

Council District(s)
9

Project (23-04148) - General improvements for the design and/or construction of streets, drainage, and other capital improvements on City facilities that meet the eligibility requirements.

FY 2025 DISTRICT 1 INFRASTRUCTURE IMPROVEMENTS

2025 CERTIFICATES OF OBLIGATION	500	0	0	0	0	0	500
UNISSUED CERTIFICATES OF OBLIGATION	26	474	0	0	0	0	500
Total	<u>526</u>	<u>474</u>	<u>0</u>	<u>0</u>	<u>0</u>	<u>0</u>	<u>1,000</u>

Council District(s)
1

Project (23-04186) - This project provides funding for General improvements for the design and/or construction of streets, drainage, and other capital improvements on City facilities that meet the eligibility requirements.

FY 2025 DISTRICT 10 INFRASTRUCTURE IMPROVEMENTS

2025 CERTIFICATES OF OBLIGATION	500	0	0	0	0	0	500
UNISSUED CERTIFICATES OF OBLIGATION	26	474	0	0	0	0	500
Total	<u>526</u>	<u>474</u>	<u>0</u>	<u>0</u>	<u>0</u>	<u>0</u>	<u>1,000</u>

Council District(s)
10

Project (23-04195) - This project provides funding for General improvements for the design and/or construction of streets, drainage, and other capital improvements on City facilities that meet the eligibility requirements.

FY 2025 DISTRICT 2 INFRASTRUCTURE IMPROVEMENTS

2025 CERTIFICATES OF OBLIGATION	500	0	0	0	0	0	500
UNISSUED CERTIFICATES OF OBLIGATION	26	474	0	0	0	0	500
Total	<u>526</u>	<u>474</u>	<u>0</u>	<u>0</u>	<u>0</u>	<u>0</u>	<u>1,000</u>

Council District(s)
2

Project (23-04187) - This project provides funding for General improvements for the design and/or construction of streets, drainage, and other capital improvements on City facilities that meet the eligibility requirements.

TRANSPORTATION

STREETS

FY 2025 DISTRICT 3 INFRASTRUCTURE IMPROVEMENTS

2025 CERTIFICATES OF OBLIGATION	500	0	0	0	0	0	500
UNISSUED CERTIFICATES OF OBLIGATION	26	474	0	0	0	0	500
Total	<u>526</u>	<u>474</u>	<u>0</u>	<u>0</u>	<u>0</u>	<u>0</u>	<u>1,000</u>

Council District(s)
3

Project (23-04188) - This project provides funding for General improvements for the design and/or construction of streets, drainage, and other capital improvements on City facilities that meet the eligibility requirements.

FY 2025 DISTRICT 4 INFRASTRUCTURE IMPROVEMENTS

2025 CERTIFICATES OF OBLIGATION	500	0	0	0	0	0	500
UNISSUED CERTIFICATES OF OBLIGATION	26	474	0	0	0	0	500
Total	<u>526</u>	<u>474</u>	<u>0</u>	<u>0</u>	<u>0</u>	<u>0</u>	<u>1,000</u>

Council District(s)
4

Project (23-04189) - This project provides funding for General improvements for the design and/or construction of streets, drainage, and other capital improvements on City facilities that meet the eligibility requirements.

FY 2025 DISTRICT 5 INFRASTRUCTURE IMPROVEMENTS

2025 CERTIFICATES OF OBLIGATION	57	0	0	0	0	0	57
UNISSUED CERTIFICATES OF OBLIGATION	500	0	0	0	0	0	500
Total	<u>557</u>	<u>0</u>	<u>0</u>	<u>0</u>	<u>0</u>	<u>0</u>	<u>557</u>

Council District(s)
5

Project (23-04190) - This project provides funding for General improvements for the design and/or construction of streets, drainage, and other capital improvements on City facilities that meet the eligibility requirements.

FY 2025 DISTRICT 7 INFRASTRUCTURE IMPROVEMENTS

2025 CERTIFICATES OF OBLIGATION	51	0	0	0	0	0	51
UNISSUED CERTIFICATES OF OBLIGATION	500	0	0	0	0	0	500
Total	<u>551</u>	<u>0</u>	<u>0</u>	<u>0</u>	<u>0</u>	<u>0</u>	<u>551</u>

Council District(s)
7

Project (23-04192) - This project provides funding for General improvements for the design and/or construction of streets, drainage, and other capital improvements on City facilities that meet the eligibility requirements.

FY 2025 DISTRICT 8 INFRASTRUCTURE IMPROVEMENTS

UNISSUED CERTIFICATES OF OBLIGATION	500	0	0	0	0	0	500
Total	<u>500</u>	<u>0</u>	<u>0</u>	<u>0</u>	<u>0</u>	<u>0</u>	<u>500</u>

Council District(s)
8

Project (23-04193) - This project provides funding for General improvements for the design and/or construction of streets, drainage, and other capital improvements on City facilities that meet the eligibility requirements.

TRANSPORTATION

STREETS

FY 2025 DISTRICT 9 INFRASTRUCTURE IMPROVEMENTS

2025 CERTIFICATES OF OBLIGATION	90	0	0	0	0	0	90
UNISSUED CERTIFICATES OF OBLIGATION	26	474	0	0	0	0	500
Total	<u>116</u>	<u>474</u>	<u>0</u>	<u>0</u>	<u>0</u>	<u>0</u>	<u>590</u>

Council District(s)
9

Project (23-04194) - This project provides funding for General improvements for the design and/or construction of streets, drainage, and other capital improvements on City facilities that meet the eligibility requirements.

FY 2025 VISION ZERO

ADVANCED TRANSPORTATION DISTRICT	278	222	0	0	0	0	500
GENERAL FUND	322	0	0	0	0	0	322
Total	<u>600</u>	<u>222</u>	<u>0</u>	<u>0</u>	<u>0</u>	<u>0</u>	<u>822</u>

Council District(s)
CW

Project (46-00016) - This project will provide public outreach, public safety infrastructure improvements, and engineering studies of high crash corridors and intersections for future improvements.

FY 2026 AUDIBLE PEDESTRIAN IMPROVEMENTS

ADVANCED TRANSPORTATION DISTRICT	312	0	0	0	0	0	312
Total	<u>312</u>	<u>0</u>	<u>0</u>	<u>0</u>	<u>0</u>	<u>0</u>	<u>312</u>

Council District(s)
CW

Project (23-04214) - This project provides funding to repair, replace, and relocate pushbuttons. Also includes improvements at intersections to include ramp and landing work.

FY 2026 INTELLIGENT TRAFFIC SYSTEM

ADVANCED TRANSPORTATION DISTRICT	1,600	0	0	0	0	0	1,600
Total	<u>1,600</u>	<u>0</u>	<u>0</u>	<u>0</u>	<u>0</u>	<u>0</u>	<u>1,600</u>

Council District(s)
CW

Project (23-04212) - This project provides funding for annual maintenance of KITS Central Traffic Management System and Battery Back Ups.

FY 2026 SCHOOL PEDESTRIAN SAFETY PROGRAM

GENERAL FUND	1,000	0	0	0	0	0	1,000
Total	<u>1,000</u>	<u>0</u>	<u>0</u>	<u>0</u>	<u>0</u>	<u>0</u>	<u>1,000</u>

Council District(s)
CW

Project (23-04205) - This project provides funding to maintain 230 School Flashers, Sign Upgrades at 218 School Zones, Crosswalk Marking Maintenance at 729 School Zones, and installation of 9 Flashing Beacons.

TRANSPORTATION

STREETS

FY 2026 SIDEWALK PROGRAM

ADVANCED TRANSPORTATION DISTRICT	6,000	3,000	0	0	0	0	9,000
RESILIENCY, ENERGY EFFICIENCY, & SUSTAINABILITY FUND (REES)	2,000	0	0	0	0	0	2,000
Total	8,000	3,000	0	0	0	0	11,000

Council District(s)
CW

Project (23-04211) - This project provides funding for Construction & Repair of Sidewalks citywide.

FY 2026 TRAFFIC CALMING PROGRAM

GENERAL FUND	1,000	0	0	0	0	0	1,000
Total	1,000	0	0	0	0	0	1,000

Council District(s)
CW

Project (23-04204) - This project provides funding to design and construct traffic safety improvement projects.

FY 2026 TRAFFIC SIGNAL COMMUNICATIONS

ADVANCED TRANSPORTATION DISTRICT	700	0	0	0	0	0	700
Total	700	0	0	0	0	0	700

Council District(s)
CW

Project (23-04213) - This project provides funds for Upgrades to Traffic Signal Communications hardware.

FY 2026 VISION ZERO

ADVANCED TRANSPORTATION DISTRICT	500	0	0	0	0	0	500
GENERAL FUND	500	0	0	0	0	0	500
Total	1,000	0	0	0	0	0	1,000

Council District(s)
CW

Project (46-00020) - This project will provide public outreach, public safety infrastructure improvements, and engineering studies of high crash corridors and intersections for future improvements.

FY 2026 WARRANTED TRAFFIC SIGNALS

PRIOR DEBT PROCEEDS	550	1,000	0	0	0	0	1,550
Total	550	1,000	0	0	0	0	1,550

Council District(s)
CW

Project (23-04216) - This project provides additional funding to build 8 locations designed in FY 25 and design 6 locations studied in FY 25.

TRANSPORTATION

STREETS

FY2026 DISTRICT 1 INFRASTRUCTURE IMPROVEMENTS

UNISSUED CERTIFICATES OF OBLIGATION	1,000	0	0	0	0	0	1,000
Total	1,000	0	0	0	0	0	1,000

Council District(s)
1

Project (23-04220) - General improvements for the design and/or construction of streets, drainage, and other capital improvements on City facilities that meet the eligibility requirements.

FY2026 DISTRICT 10 INFRASTRUCTURE IMPROVEMENTS

UNISSUED CERTIFICATES OF OBLIGATION	1,000	0	0	0	0	0	1,000
Total	1,000	0	0	0	0	0	1,000

Council District(s)
10

Project (23-04229) - General improvements for the design and/or construction of streets, drainage, and other capital improvements on City facilities that meet the eligibility requirements.

FY2026 DISTRICT 2 INFRASTRUCTURE IMPROVEMENTS

UNISSUED CERTIFICATES OF OBLIGATION	1,000	0	0	0	0	0	1,000
Total	1,000	0	0	0	0	0	1,000

Council District(s)
2

Project (23-04221) - General improvements for the design and/or construction of streets, drainage, and other capital improvements on City facilities that meet the eligibility requirements.

FY2026 DISTRICT 3 INFRASTRUCTURE IMPROVEMENTS

UNISSUED CERTIFICATES OF OBLIGATION	1,000	0	0	0	0	0	1,000
Total	1,000	0	0	0	0	0	1,000

Council District(s)
3

Project (23-04222) - General improvements for the design and/or construction of streets, drainage, and other capital improvements on City facilities that meet the eligibility requirements.

FY2026 DISTRICT 4 INFRASTRUCTURE IMPROVEMENTS

UNISSUED CERTIFICATES OF OBLIGATION	1,000	0	0	0	0	0	1,000
Total	1,000	0	0	0	0	0	1,000

Council District(s)
4

Project (23-04223) - General improvements for the design and/or construction of streets, drainage, and other capital improvements on City facilities that meet the eligibility requirements.

TRANSPORTATION

STREETS

FY2026 DISTRICT 5 INFRASTRUCTURE IMPROVEMENTS

UNISSUED CERTIFICATES OF OBLIGATION	1,000	0	0	0	0	0	1,000
Total	1,000	0	0	0	0	0	1,000

Council District(s)
5

Project (23-04224) - General improvements for the design and/or construction of streets, drainage, and other capital improvements on City facilities that meet the eligibility requirements.

FY2026 DISTRICT 6 INFRASTRUCTURE IMPROVEMENTS

UNISSUED CERTIFICATES OF OBLIGATION	1,000	0	0	0	0	0	1,000
Total	1,000	0	0	0	0	0	1,000

Council District(s)
6

Project (23-04225) - General improvements for the design and/or construction of streets, drainage, and other capital improvements on City facilities that meet the eligibility requirements.

FY2026 DISTRICT 7 INFRASTRUCTURE IMPROVEMENTS

UNISSUED CERTIFICATES OF OBLIGATION	1,000	0	0	0	0	0	1,000
Total	1,000	0	0	0	0	0	1,000

Council District(s)
7

Project (23-04226) - General improvements for the design and/or construction of streets, drainage, and other capital improvements on City facilities that meet the eligibility requirements.

FY2026 DISTRICT 8 INFRASTRUCTURE IMPROVEMENTS

UNISSUED CERTIFICATES OF OBLIGATION	1,000	0	0	0	0	0	1,000
Total	1,000	0	0	0	0	0	1,000

Council District(s)
8

Project (23-04227) - General improvements for the design and/or construction of streets, drainage, and other capital improvements on City facilities that meet the eligibility requirements.

FY2026 DISTRICT 9 INFRASTRUCTURE IMPROVEMENTS

UNISSUED CERTIFICATES OF OBLIGATION	1,000	0	0	0	0	0	1,000
Total	1,000	0	0	0	0	0	1,000

Council District(s)
9

Project (23-04228) - General improvements for the design and/or construction of streets, drainage, and other capital improvements on City facilities that meet the eligibility requirements.

FUNCTION/PROGRAM/PROJ./REV./SCOPE	FY 2026	FY 2027	FY 2028	FY 2029	FY 2030	FY 2031	TOTAL
-----------------------------------	---------	---------	---------	---------	---------	---------	-------

TRANSPORTATION

STREETS

GARDENDALE STREET (WURZBACH ROAD TO BLUEMEL ROAD)

2022 GO STREETS IMPROVEMENT BOND	504	1,725	0	0	0	0	2,229
Total	504	1,725	0	0	0	0	2,229

Council District(s)
8

Project (23-03903) - -- Construct roadway improvements to include sidewalks, curbs, driveway approaches, drainage and other improvements as applicable and within available funding.

HARRY WURZBACH HIGHWAY - DESIGN ONLY

2025 CERTIFICATES OF OBLIGATION	323	0	0	0	0	0	323
UNISSUED CERTIFICATES OF OBLIGATION	0	675	0	0	0	0	675
Total	323	675	0	0	0	0	998

Council District(s)
3

Project (23-04197) - This project will fund the design for Federally Funded street improvements from Austin Hwy to Fort Sam Houston Gate.

HEMISFAIR BOULEVARD PHASE 3

2022 GO STREETS IMPROVEMENT BOND	427	3,203	3,774	1,400	0	0	8,804
TREE PRESERVATION FUND	68	0	0	0	0	0	68
Total	495	3,203	3,774	1,400	0	0	8,872

Council District(s)
REGIONAL

Project (23-03904) - -- Construct roadway improvements to include sidewalks, curbs, driveway approaches, drainage, and other improvements as applicable and within available funding. This is a multi-phased project.

INTERSECTION IMPROVEMENTS PEDESTRIAN DETECTION

2012 GO STREET IMPROVEMENT BOND	36	0	0	0	0	0	36
2017 GO STREET IMPROVEMENT BOND	504	0	0	0	0	0	504
Total	540	0	0	0	0	0	540

Council District(s)
CW

Project (46-00019) - This project provides funding to implement pedestrian detection systems, at six (6) intersections.

MARBACH ROAD AREA STREETS (LOOP 410 TO HORAL DRIVE)

2022 GO STREETS IMPROVEMENT BOND	1,000	4,878	4,118	4,048	0	0	14,044
TREE PRESERVATION FUND	0	409	291	0	0	0	700
Total	1,000	5,287	4,409	4,048	0	0	14,744

Council District(s)
4 6

Project (23-03906) - -- Construct roadway improvements to include sidewalks, curbs, driveway approaches, drainage, and other improvements as applicable and within available funding.

TRANSPORTATION

STREETS

MARKET ST CYCLE TRACK (MKT - IH35 - IH37)

GENERAL FUND	285	584	320	0	0	0	1,189
Total	285	584	320	0	0	0	1,189

Council District(s)
1

Project (23-04062) - This project provides funding to construct a 2 way Cycle track.

MILITARY DRIVE (SEQUOIA HEIGHT TO EAST OF REED ROAD)

2022 GO STREETS IMPROVEMENT BOND	2,110	7,594	0	0	0	0	9,704
TREE PRESERVATION FUND	0	287	288	0	0	0	575
Total	2,110	7,881	288	0	0	0	10,279

Council District(s)
6

Project (23-03907) - -- Construct roadway improvements to include sidewalks, curbs, driveway approaches, drainage, bicycle facilities, and other improvements as applicable and within available funding.

N FRIO BIKE AND PED IMPROVEMENTS

GENERAL FUND	365	472	225	0	0	0	1,062
Total	365	472	225	0	0	0	1,062

Council District(s)
5

Project (23-04063) - This project provides funding to construct bike lane or cycle track, sidewalks and improved pedestrian connections to Centro Park.

NORTH NEW BRAUNFELS AV PH 2 (E HOUSTON ST. - PASO HONDO ST.)

2022 GO STREETS IMPROVEMENT BOND	1,859	2,000	0	0	0	0	3,859
TREE PRESERVATION FUND	259	95	120	0	0	0	474
Total	2,118	2,095	120	0	0	0	4,333

Council District(s)
2

Project (23-03908) - -- Construct roadway improvements to include sidewalks, driveway approaches, drainage and other improvements as applicable and within available funding.

OAK HAVEN AREA STREETS (KENTWOOD PHASE 2)

2022 GO STREETS IMPROVEMENT BOND	1,500	2,934	2,312	0	0	0	6,746
Total	1,500	2,934	2,312	0	0	0	6,746

Council District(s)
9

Project (23-03909) - -- Construct roadway improvements to include sidewalks, curbs, driveway approaches, drainage, and other improvements as applicable and within available funding.

TRANSPORTATION

STREETS

OLD HWY 90 PHASE 2 (STATE HWY 151 TO US HWY 90 WEST)

2022 GO STREETS IMPROVEMENT BOND	107	391	2,078	1,874	0	0	4,450
TREE PRESERVATION FUND	0	60	0	0	0	0	60
Total	107	451	2,078	1,874	0	0	4,510

Council District(s)
6

Project (23-03910) - -- Construct roadway improvements to include sidewalks, curbs, driveway approaches, drainage, bicycle facilities, and other improvements as applicable and within available funding. This is a multi-phased project.

PERENNIAL AREA STREETS (HEIMER ROAD TO DUTCH MYRTLE)

2022 GO STREETS IMPROVEMENT BOND	1,770	196	0	0	0	0	1,966
Total	1,770	196	0	0	0	0	1,966

Council District(s)
9

Project (23-03911) - -- Reconstruct area roadways, to include sidewalks, curbs, driveway approaches and other improvements as applicable and within available funding.

PINN ROAD SHARED USE

GENERAL FUND	557	178	0	0	0	0	735
Total	557	178	0	0	0	0	735

Council District(s)
6

Project (23-04064) - This project provides funding to construct shared use path with markings and signage.

PORT SAN ANTONIO AREA STREETS

2022 GO STREETS IMPROVEMENT BOND	2,418	8,208	3,463	0	0	0	14,089
TREE PRESERVATION FUND	0	113	637	0	0	0	750
Total	2,418	8,321	4,100	0	0	0	14,839

Council District(s)
REGIONAL

Project (23-03912) - -- Construct roadway improvements at Port San Antonio to include sidewalks, curbs, driveway approaches, drainage, and other improvements as applicable and within available funding. This is a multi-phased project. Roadways may include: Billy Mitchell Boulevard, General McMullen and General Hudnell.

PROBANDT STREET (SOUTH ALAMO STREET TO US HIGHWAY 90)

2017 GO STREET IMPROVEMENT BOND	66	511	3,871	3,189	0	0	7,637
Total	66	511	3,871	3,189	0	0	7,637

Council District(s)
5

Project (23-01602) - This project provides funding to Corridor improvements on Probandt from S. Alamo to Hwy 90. Includes pedestrian amenities, drainage, traffic and other improvements as appropriate and within available funding. City funding will leverage State funding.

FUNCTION/PROGRAM/PROJ./REV./SCOPE	FY 2026	FY 2027	FY 2028	FY 2029	FY 2030	FY 2031	TOTAL
-----------------------------------	---------	---------	---------	---------	---------	---------	-------

TRANSPORTATION

STREETS

PROBANDT STREET PHASE 2

2022 GO STREETS IMPROVEMENT BOND	589	1,604	1,304	271	0	0	3,768
TREE PRESERVATION FUND	0	0	37	0	0	0	37
Total	589	1,604	1,341	271	0	0	3,805

Council District(s)
5

Project (23-03913) - -- Construct roadway improvements to include sidewalks, curbs, driveway approaches, drainage, intersection improvements at South Alamo, and other improvements as applicable and within available funding. This is a multi-phased project.

PUBLIC ART (STREETS)

2022 GO STREETS IMPROVEMENT BOND	1,000	3,205	2,447	0	0	0	6,652
Total	1,000	3,205	2,447	0	0	0	6,652

Council District(s)
CW

Project (23-03914) - -- Provide for the construction, improvement and installation of public art that is accessible to the general public, within the city limits, related to projects in the proposition and in accordance with City Council adopted policies and procedures.

RITTIMAN ROAD GRADE SEPARATION

PRIOR DEBT PROCEEDS	613	526	0	0	0	0	1,139
Total	613	526	0	0	0	0	1,139

Council District(s)
2

Project (23-04110) - The project provides funding to construct a four lane grade separation on Rittiman Road over the UPRR corridor, modify intersection operations at Rittiman Road and Gibbs Sprawl Road, and construct new sidewalk to provide pedestrian accommodations.

RIVER WALK - SIDEWALKS RENOVATION

2024 TAX NOTES	548	0	0	0	0	0	548
2025 CERTIFICATES OF OBLIGATION	422	2,500	0	0	0	0	2,922
2025 TAX NOTES	453	0	0	0	0	0	453
PRIOR DEBT PROCEEDS - CERTIFICATES OF OBLIGATION	0	544	0	0	0	0	544
Total	1,423	3,044	0	0	0	0	4,467

Council District(s)
1

Project (19-00036) - Renovation of sidewalks in North channel of River Walk, refurbishing to ADA compliance standards

RIVER WALK - STAIR CASE RENOVATION

GENERAL FUND	230	0	0	0	0	0	230
Total	230	0	0	0	0	0	230

Council District(s)
1

Project (19-00037) - Renovation of staircase on the River Walk, behind Mexican Manhattan, to include structural integrity assessment, accessibility and restoration of staircase.

TRANSPORTATION

STREETS

ROOSEVELT AVENUE (US HIGHWAY 90 TO SOUTHEAST LOOP 410)

2017 GO STREET IMPROVEMENT BOND	230	3,990	1,019	0	0	0	5,239
Total	230	3,990	1,019	0	0	0	5,239

Council District(s)

CW 3

Project (23-01606) - This project provides funding for improvements from Hwy 90 to Mission San Jose (north of SE Military). Includes pedestrian amenities and enhancements as appropriate and within available funding. City funding will leverage State funding.

ROOSEVELT AVENUE (VFW BOULEVARD TO HARDING BOULEVARD)

2022 GO STREETS IMPROVEMENT BOND	864	3,523	5,993	583	0	0	10,963
TREE PRESERVATION FUND	0	90	0	0	0	0	90
Total	864	3,613	5,993	583	0	0	11,053

Council District(s)

3

Project (23-03915) - -- Construct roadway improvements to include sidewalks, curbs, driveway approaches, bicycle facilities, drainage, traffic improvements, and other improvements as applicable and within available funding. This is a multi-phased project.

S ALAMO (MARKET STREET TO E CESAR E. CHAVEZ BOULEVARD)

2017 GO STREET IMPROVEMENT BOND	8,115	0	0	0	0	0	8,115
2025 CERTIFICATES OF OBLIGATION	3,500	1,000	0	0	0	0	4,500
TREE PRESERVATION FUND	732	0	0	0	0	0	732
UNISSUED CERTIFICATES OF OBLIGATION	2,567	3,000	0	0	0	0	5,567
Total	14,914	4,000	0	0	0	0	18,914

Council District(s)

CW 1

Project (23-01609) - This project provides funding for reconstruct Alamo St. from Market to César E. Chávez. Includes pedestrian amenities and enhancements as appropriate and within available funding.

SAN SABA STREET (NUEVA STREET TO MARTIN STREET)

2025 CERTIFICATES OF OBLIGATION	672	0	0	0	0	0	672
TREE PRESERVATION FUND	163	0	0	0	0	0	163
Total	835	0	0	0	0	0	835

Council District(s)

CW 1

Project (23-01607) - This project provides funding for roadway improvements on San Saba from Nueva to Martin. Includes pedestrian amenities and enhancements as appropriate and within available funding.

TRANSPORTATION

STREETS

SIDNEY BROOKS DR (CITY BASE LANDING TO SOUTH NEW BRAUNFELS)

2022 GO STREETS IMPROVEMENT BOND	2,150	11,296	0	0	0	0	13,446
Total	2,150	11,296	0	0	0	0	13,446

Council District(s)
REGIONAL

Project (23-03916) - -- Construct roadway improvements to include sidewalks, curbs, driveway approaches, drainage, bicycle facilities, and other improvements as applicable and within available funding. This is a multi-phased project.

SOUTH BRAZOS STREET (ALAZAN CREEK TO APACHE CREEK)

2022 GO STREETS IMPROVEMENT BOND	1,038	3,591	713	0	0	0	5,342
TREE PRESERVATION FUND	0	213	471	0	0	0	684
Total	1,038	3,804	1,184	0	0	0	6,026

Council District(s)
5

Project (23-03918) - -- Construct roadway improvements to include sidewalks, curbs, driveway approaches, bicycle facilities, drainage and traffic improvements as applicable and within available funding.

SOUTHCROSS BOULEVARD PHASE 2

2022 GO STREETS IMPROVEMENT BOND	1,789	1,926	0	0	0	0	3,715
Total	1,789	1,926	0	0	0	0	3,715

Council District(s)
3

Project (23-03920) - -- Construct pedestrian improvements to include sidewalks, curbs, driveway approaches, and other improvements as applicable and within available funding. This is a multi-phased project.

STREET LIGHT PROGRAM

GENERAL FUND	3,080	0	0	0	0	0	3,080
PREVIOUSLY AUTHORIZED FUNDS	2,000	0	0	0	0	0	2,000
Total	5,080	0	0	0	0	0	5,080

Council District(s)
CW

Project (07-00010) - Provide additional street lighting in area neighborhoods.

STREET MAINTENANCE PROGRAM

ADVANCED TRANSPORTATION DISTRICT	4,300	4,300	4,300	4,300	4,300	4,300	25,800
RIGHT OF WAY FUND	2,000	0	0	0	0	0	2,000
UNISSUED CERTIFICATES OF OBLIGATION	58,380	58,380	61,630	61,630	61,630	61,630	363,280
Total	64,680	62,680	65,930	65,930	65,930	65,930	391,080

Council District(s)
CW

Project (23-01480) - This project provides funding for the Annual Street Maintenance Program.

FUNCTION/PROGRAM/PROJ./REV./SCOPE	FY 2026	FY 2027	FY 2028	FY 2029	FY 2030	FY 2031	TOTAL
-----------------------------------	---------	---------	---------	---------	---------	---------	-------

TRANSPORTATION

STREETS

TEXAS A&M UNIVERSITY AREA STREETS

2022 GO STREETS IMPROVEMENT BOND	1,348	6,056	1,174	0	0	0	8,578
TREE PRESERVATION FUND	130	401	0	0	0	0	531
Total	1,478	6,457	1,174	0	0	0	9,109

Council District(s)
REGIONAL

Project (23-03921) - -- Construct roadway improvements to include sidewalks, driveway approaches, drainage and other improvements as applicable and within available funding. This project includes phased improvements to Perimeter Loop Road and a connector road to Mauermann Road.

TOEPPERWEIN ROAD (NACOGDOCHES ROAD TO RAIN TREE FOREST)

2022 GO STREETS IMPROVEMENT BOND	1,652	5,446	5,416	0	0	0	12,514
Total	1,652	5,446	5,416	0	0	0	12,514

Council District(s)
10

Project (23-03922) - -- Construct roadway improvements to include sidewalks, curbs, driveway approaches, drainage, and other improvements as applicable and within available funding. This is a multi phase and Hazard Mitigation Action Plan project.

TOYOTA SOUTHSIDE STREETS

UNISSUED CERTIFICATES OF OBLIGATION	2,438	3,607	0	0	0	0	6,045
Total	2,438	3,607	0	0	0	0	6,045

Council District(s)
3

Project (23-04167) - This project provides funding for a traffic study, design, and construction of street improvements near the Toyota plant.

VANCE JACKSON (LOOP 410 TO ADRIAN DRIVE)

2022 GO STREETS IMPROVEMENT BOND	1,956	6,815	0	0	0	0	8,771
Total	1,956	6,815	0	0	0	0	8,771

Council District(s)
1

Project (23-03923) - -- Construct roadway improvements to include sidewalks, curbs, driveway approaches, and traffic improvements as applicable and within available funding.

VANCE JACKSON ROAD (HUEBNER ROAD TO WURZBACH ROAD)

2022 GO STREETS IMPROVEMENT BOND	143	5,626	5,481	3,020	0	0	14,270
Total	143	5,626	5,481	3,020	0	0	14,270

Council District(s)
8 1

Project (23-03924) - -- Construct roadway improvements to include sidewalks, curbs, driveway approaches, drainage, bicycle infrastructure, and other improvements as applicable and within available funding.

TRANSPORTATION

STREETS

WATSON RD PHASE 1 (VERANO PARKWAY TO WEST OF PALO ALTO ROAD)

2022 GO STREETS IMPROVEMENT BOND	2,305	7,029	1,548	0	0	0	10,882
TREE PRESERVATION FUND	90	0	0	0	0	0	90
Total	2,395	7,029	1,548	0	0	0	10,972

Council District(s)
4

Project (23-03925) - -- Construct roadway improvements to include sidewalks, curbs, driveway approaches, drainage, and other improvements as applicable and within available funding. This is a multi-phased project.

WATSON ROAD PHASE 2 - DESIGN ONLY

UNISSUED CERTIFICATES OF OBLIGATION	326	156	193	0	0	0	675
Total	326	156	193	0	0	0	675

Council District(s)
3

Project (23-04196) - This project will fund the design for Federally Funded street improvements from South Terminus to Palo Alto Road (SH 16).

WURZBACH ROAD AT VANCE JACKSON (INTERSECTION IMPROVEMENTS)

2022 GO STREETS IMPROVEMENT BOND	2,101	3,268	0	0	0	0	5,369
Total	2,101	3,268	0	0	0	0	5,369

Council District(s)
8 1

Project (23-03926) - -- Construct intersection improvements at Wurzbach Road and Vance Jackson Road to include roadway widening and traffic signal upgrades as applicable and within available funding.

TOTAL STREETS	200,016	292,217	139,999	82,315	65,930	65,930	846,407
TOTAL TRANSPORTATION	848,848	1,209,642	429,861	168,290	178,106	154,512	2,989,259
GRAND TOTAL	1,157,523	1,727,690	610,988	204,814	206,524	192,576	4,100,115

Spending Plan

Table 5

Table 5-Spending Plan

**CAPITAL IMPROVEMENTS PROGRAM BY REVENUE SOURCE
For FY 2026 Through FY 2031
(Dollars in Thousands)**

REVENUE SOURCE/DEPARTMENT/PROJECT	FY 2026	FY 2027	FY 2028	FY 2029	FY 2030	FY 2031	TOTAL
2012 GO STREET IMPROVEMENT BOND							
TRANSPORTATION DEPARTMENT							
INTERSECTION IMPROVEMENTS PEDESTRIAN DETECTION	36	0	0	0	0	0	36
TOTAL TRANSPORTATION DEPARTMENT	<u>36</u>	<u>0</u>	<u>0</u>	<u>0</u>	<u>0</u>	<u>0</u>	<u>36</u>
TOTAL 2012 GO STREET IMPROVEMENT BOND	<u>36</u>	<u>0</u>	<u>0</u>	<u>0</u>	<u>0</u>	<u>0</u>	<u>36</u>
2017 GO DRAINAGE IMPROVEMENT BOND							
TRANSPORTATION & CAPITAL IMPROVEMENTS							
VALLEY HI AREA DRAINAGE - MEDINA BASE PHASE 1	758	2,353	0	0	0	0	3,111
TOTAL TRANSPORTATION & CAPITAL IMPROVEMENTS	<u>758</u>	<u>2,353</u>	<u>0</u>	<u>0</u>	<u>0</u>	<u>0</u>	<u>3,111</u>
TOTAL 2017 GO DRAINAGE IMPROVEMENT BOND	<u>758</u>	<u>2,353</u>	<u>0</u>	<u>0</u>	<u>0</u>	<u>0</u>	<u>3,111</u>
2017 GO PARKS IMPROVEMENT BOND							
TRANSPORTATION & CAPITAL IMPROVEMENTS							
AQUATIC & MULTIGEN CENTERS AT PALO ALTO	3,780	0	0	0	0	0	3,780
BRACKENRIDGE PARK 2017	200	2,500	2,400	0	0	0	5,100
TOTAL TRANSPORTATION & CAPITAL IMPROVEMENTS	<u>3,980</u>	<u>2,500</u>	<u>2,400</u>	<u>0</u>	<u>0</u>	<u>0</u>	<u>8,880</u>
TOTAL 2017 GO PARKS IMPROVEMENT BOND	<u>3,980</u>	<u>2,500</u>	<u>2,400</u>	<u>0</u>	<u>0</u>	<u>0</u>	<u>8,880</u>
2017 GO STREET IMPROVEMENT BOND							
TRANSPORTATION & CAPITAL IMPROVEMENTS							
DISTRICT 1 PEDESTRIAN MOBILITY & STREETS	428	479	0	0	0	0	907
DISTRICT 6 PEDESTRIAN MOBILITY & STREETS	901	406	0	0	0	0	1,307
PROBANDT STREET (SOUTH ALAMO STREET TO US HIGHWAY 90)	66	511	3,871	3,189	0	0	7,637
ROOSEVELT AVENUE (US HIGHWAY 90 TO SOUTHEAST LOOP 410)	230	3,990	1,019	0	0	0	5,239
S ALAMO (MARKET STREET TO E CESAR E. CHAVEZ BOULEVARD)	8,115	0	0	0	0	0	8,115
TOTAL TRANSPORTATION & CAPITAL IMPROVEMENTS	<u>9,740</u>	<u>5,386</u>	<u>4,890</u>	<u>3,189</u>	<u>0</u>	<u>0</u>	<u>23,205</u>

REVENUE SOURCE/DEPARTMENT/PROJECT	FY 2026	FY 2027	FY 2028	FY 2029	FY 2030	FY 2031	TOTAL
TRANSPORTATION DEPARTMENT							
INTERSECTION IMPROVEMENTS PEDESTRIAN DETECTION	504	0	0	0	0	0	504
TOTAL TRANSPORTATION DEPARTMENT	504	0	0	0	0	0	504
TOTAL 2017 GO STREET IMPROVEMENT BOND	10,244	5,386	4,890	3,189	0	0	23,709

2022 GO DRAINAGE IMPROVEMENT BOND

TRANSPORTATION & CAPITAL IMPROVEMENTS

BARBARA DRIVE DRAINAGE PHASE 3	1,728	3,822	0	0	0	0	5,550
BROOKSIDE OUTFALL (ESMA ROADWAY AREA PHASE 2)	1,411	1,288	0	0	0	0	2,699
EISENHAUER RD NORTHWOOD-DEVONSHIRE DR AREA DRAINAGE PH 1 A	1,458	4,414	3,631	0	0	0	9,503
ELMIRA AREA DRAINAGE (CAMARON ST.: ELMIRA TO SANTA ROSA ST.)	702	904	1,545	1,868	0	0	5,019
EVANS ROAD DRAINAGE PHASE 1 (EAST ELM CREEK TO MASONWOOD)	1,377	2,436	3,967	0	0	0	7,780
FOX RUN AREA DRAINAGE (BETWEEN FOX PEAK DRIVE AND FOX CREEK)	621	122	0	0	0	0	743
FRIO CITY ROAD OUTFALL PHASE 1	826	5,456	2,972	0	0	0	9,254
GARDENDALE DRAINAGE (WURZBACH ROAD TO BLUEMEL ROAD)	1,565	1,265	0	0	0	0	2,830
GEORGE ROAD LOW WATER CROSS (HUNTERS BOW TO NW MILITARY HWY)	560	1,241	880	0	0	0	2,681
LOWER FRENCH CREEK DRAINAGE (LOW BID LANE TO LEON CREEK)	1,000	3,760	434	0	0	0	5,194
MARBACH ROAD AREA DRAINAGE (IH-410 TO HORAL DRIVE)	745	5,780	3,707	4,208	0	0	14,440
OAK HAVEN AREA DRAINAGE (KENTWOOD PHASE 2)	1,306	3,113	2,321	0	0	0	6,740
PEGGY DRIVE AREA DRAINAGE (EASTGATE SUBDIVISION)	3,592	10,853	2,213	0	0	0	16,658
PERENNIAL DRIVE AREA DRAINAGE (HEIMER ROAD TO DUTCH MYRTLE)	1,715	187	0	0	0	0	1,902
PUBLIC ART (DRAINAGE)	1,598	715	0	0	0	0	2,313
SEELING DRAINAGE PH 4 (LOWERY DR-ST CLOUD & PLACID DR-SAGE-PARDO)	2,389	3,897	0	0	0	0	6,286
SOUTH PINE ROADWAY DRAINAGE PHASE 2	2,847	4,716	2,000	0	0	0	9,563
SOUTHWELL NORTH AREA DRAINAGE	1,000	4,239	0	0	0	0	5,239
VALLEY HI AREA DRAINAGE - MEDINA BASE PHASE 1	0	5,751	3,478	0	0	0	9,229

REVENUE SOURCE/DEPARTMENT/PROJECT	FY 2026	FY 2027	FY 2028	FY 2029	FY 2030	FY 2031	TOTAL
W BROADVIEW DR & OAKWOOD DR DRAINAGE PH1	1,355	5,999	1,447	0	0	0	8,801
WILCOX AVENUE AREA DRAINAGE	2,000	8,254	1,977	0	0	0	12,231
TOTAL TRANSPORTATION & CAPITAL IMPROVEMENTS	<u>29,795</u>	<u>78,212</u>	<u>30,572</u>	<u>6,076</u>	<u>0</u>	<u>0</u>	<u>144,655</u>
TOTAL 2022 GO DRAINAGE IMPROVEMENT BOND	<u>29,795</u>	<u>78,212</u>	<u>30,572</u>	<u>6,076</u>	<u>0</u>	<u>0</u>	<u>144,655</u>
2022 GO LIBRARY IMPROVEMENT BOND							
TRANSPORTATION & CAPITAL IMPROVEMENTS							
CARVER BRANCH LIBRARY RENOVATION	1,307	6,701	3,000	0	0	0	11,008
CITY-OWNED CULTURAL FACILITIES IMPROVEMENTS	1,883	1,233	0	0	0	0	3,116
ELLA AUSTIN COMMUNITY CENTER RENOVATION	2,739	5,209	1,500	0	0	0	9,448
LAS PALMAS BRANCH LIBRARY RENOVATION	2,099	920	0	0	0	0	3,019
MAGIK THEATER RENOVATION	1,970	118	0	0	0	0	2,088
PUBLIC ART (LIBRARIES FACILITIES)	101	701	0	0	0	0	802
TOTAL TRANSPORTATION & CAPITAL IMPROVEMENTS	<u>10,099</u>	<u>14,882</u>	<u>4,500</u>	<u>0</u>	<u>0</u>	<u>0</u>	<u>29,481</u>
TOTAL 2022 GO LIBRARY IMPROVEMENT BOND	<u>10,099</u>	<u>14,882</u>	<u>4,500</u>	<u>0</u>	<u>0</u>	<u>0</u>	<u>29,481</u>
2022 GO NEIGHBORHOOD IMPROVEMENT BOND							
TRANSPORTATION & CAPITAL IMPROVEMENTS							
HOMEOWNER REHABILITATION & PRESERVATION	10,903	21,441	1,058	0	0	0	33,402
HOMEOWNERSHIP PRODUCTION	1,000	786	0	0	0	0	1,786
HOUSING WITH PERMANENT ONSITE SUPPORTIVE HOMELESSNESS SERVICES	4,065	8,549	0	0	0	0	12,614
RENTAL ACQUISITION, REHAB, & PRESERVATION	12,994	9,401	0	0	0	0	22,395
RENTAL HOUSING PRODUCTION & ACQUISITION	10,281	10,611	0	0	0	0	20,892
TOTAL TRANSPORTATION & CAPITAL IMPROVEMENTS	<u>39,243</u>	<u>50,788</u>	<u>1,058</u>	<u>0</u>	<u>0</u>	<u>0</u>	<u>91,089</u>
TOTAL 2022 GO NEIGHBORHOOD IMPROVEMENT BOND	<u>39,243</u>	<u>50,788</u>	<u>1,058</u>	<u>0</u>	<u>0</u>	<u>0</u>	<u>91,089</u>
2022 GO PARKS & REC IMPROVEMENT BOND							
TRANSPORTATION & CAPITAL IMPROVEMENTS							
AL FORGE PARK	303	0	0	0	0	0	303
AQUATIC & MULTIGEN CENTERS AT PALO ALTO	922	9,078	0	0	0	0	10,000
BRACKENRIDGE PARK 2022	170	1,492	625	0	0	0	2,287

REVENUE SOURCE/DEPARTMENT/PROJECT	FY 2026	FY 2027	FY 2028	FY 2029	FY 2030	FY 2031	TOTAL
BRACKENRIDGE PARK FACILITIES	527	4,452	0	0	0	0	4,979
CASSIANO PARK	2,142	1,101	0	0	0	0	3,243
CITYWIDE BICYCLE RECREATIONAL FACILITIES	938	1,800	0	0	0	0	2,738
CLASSEN-STEUBING RANCH PARK	1,369	1,359	0	0	0	0	2,728
COMANCHE LOOKOUT PARK	872	0	0	0	0	0	872
CONCEPCION PARK	213	0	0	0	0	0	213
CUELLAR PARK	559	0	0	0	0	0	559
DISTRICT 1 PARKS	1,408	1,359	0	0	0	0	2,767
DISTRICT 1 PARKS & MULTIGENERATIONAL RECREATION FACILITY	2,000	5,209	0	0	0	0	7,209
DISTRICT 2 PARKS	799	0	0	0	0	0	799
DISTRICT 3 AQUATICS FACILITY	895	3,462	0	0	0	0	4,357
DISTRICT 4 PARKS	522	1,050	0	0	0	0	1,572
DISTRICT 5 PARKS	1,461	0	0	0	0	0	1,461
DISTRICT 7 PARKS	568	0	0	0	0	0	568
EISENHOWER PARK	528	0	0	0	0	0	528
FRIEDRICH PARK	242	0	0	0	0	0	242
FRIESENHAHN PARK	529	100	0	0	0	0	629
GILBERT GARZA PARK	412	206	0	0	0	0	618
HARLANDALE PARK	451	0	0	0	0	0	451
LADY BIRD JOHNSON PARK	753	306	0	0	0	0	1,059
LEE'S CREEK PARK	120	0	0	0	0	0	120
LINEAR GREENWAY TRAILS	10,556	46,144	26,818	0	0	0	83,518
LOCKWOOD AND DIGNOWITY PARKS 2022	739	48	0	0	0	0	787
MARTIN LUTHER KING PARK 2022	711	25	0	0	0	0	736
MAVERICK PARK	370	0	0	0	0	0	370
MEDINA RIVER NATURAL AREA	523	0	0	0	0	0	523
MILLERS POND PARK (COMMUNITY RECREATION CENTER)	442	0	0	0	0	0	442
MITCHELL LAKE AUDUBON CENTER	1,000	4,377	364	0	0	0	5,741
NANI FALCONE PARK	472	0	0	0	0	0	472
NEW BUCHSENSCHUTZ PARK	582	0	0	0	0	0	582
NEW DISTRICT 6 PARK (NEAR CIELO VISTA)	428	0	0	0	0	0	428
NEW MEDICAL CENTER AREA PARK	1,049	1,051	0	0	0	0	2,100

REVENUE SOURCE/DEPARTMENT/PROJECT	FY 2026	FY 2027	FY 2028	FY 2029	FY 2030	FY 2031	TOTAL
NEW PARK AT ORR DRIVE AND SUZETTE AVENUE	330	0	0	0	0	0	330
NEW PARKS AT NOPAL STREET AND SOUTH GEVERS STREET	441	0	0	0	0	0	441
NEW REGIONAL PARK PHASE 1 (DISTRICT 6)	590	436	2,750	1,965	0	0	5,741
NEW REGIONAL PARK PHASE 1 AND NORMOYLE PARK EXPANSION (D5)	386	3,034	1,336	0	0	0	4,756
O.P. SCHNABEL PARK	883	0	0	0	0	0	883
OLMOS BASIN PARK	719	0	0	0	0	0	719
PEARSALL PARK	650	840	0	0	0	0	1,490
PICKLEBALL RECREATIONAL IMPROVEMENTS	747	0	0	0	0	0	747
PICKWELL PARK	364	0	0	0	0	0	364
PIPER'S MEADOW PARK	356	0	0	0	0	0	356
PUBLIC ART (PARKS)	1,119	2,590	0	0	0	0	3,709
SAN PEDRO SPRINGS PARK	137	976	129	0	0	0	1,242
SOUTHSIDE LIONS PARK	962	0	0	0	0	0	962
TIMBER RIDGE PARK	288	0	0	0	0	0	288
TOM SLICK PARK	589	0	0	0	0	0	589
UTSA ATHLETICS FACILITIES	854	2,500	0	0	0	0	3,354
WOODLAWN LAKE PARK	1,136	578	0	0	0	0	1,714
TOTAL TRANSPORTATION & CAPITAL IMPROVEMENTS	46,126	93,573	32,022	1,965	0	0	173,686
TOTAL 2022 GO PARKS & REC IMPROVEMENT BOND	46,126	93,573	32,022	1,965	0	0	173,686
2022 GO PUBLIC SAFETY FACILITIES IMPROVEMENT BOND							
TRANSPORTATION & CAPITAL IMPROVEMENTS							
ANIMAL CARE FACILITIES IMPROVEMENTS	2,722	12,921	181	0	0	0	15,824
CITYWIDE PUBLIC HEALTH & SAFETY FACILITY	3,513	5,937	0	0	0	0	9,450
FIRE STATION #10 FACILITY REPLACEMENT	1,594	3,595	7,105	0	0	0	12,294
FIRE STATION #33 FACILITY REPLACEMENT	955	3,934	6,281	0	0	0	11,170
PUBLIC ART (PUBLIC SAFETY FACILITIES)	150	925	0	0	0	0	1,075
SOUTH FLORES POLICE SUBSTATION	1,561	13,808	0	0	0	0	15,369
TOTAL TRANSPORTATION & CAPITAL IMPROVEMENTS	10,495	41,120	13,567	0	0	0	65,182
TOTAL 2022 GO PUBLIC SAFETY FACILITIES IMPROVEMENT BOND	10,495	41,120	13,567	0	0	0	65,182

REVENUE SOURCE/DEPARTMENT/PROJECT	FY 2026	FY 2027	FY 2028	FY 2029	FY 2030	FY 2031	TOTAL
2022 GO STREETS IMPROVEMENT BOND							
TRANSPORTATION & CAPITAL IMPROVEMENTS							
BABCOCK ROAD (WEST HAUSMAN TO UTSA BOULEVARD)	1,500	6,612	0	0	0	0	8,112
BRAUN ROAD SIDEWALKS (TEZEL ROAD TO NORTHWEST LOOP 1604)	815	1,113	0	0	0	0	1,928
BULVERDE ROAD (GREEN SPRING DRIVE TO REDLAND ROAD)	1,238	6,340	3,930	0	0	0	11,508
CITYWIDE BICYCLE FACILITIES	783	3,867	5,045	0	0	0	9,695
CLASSEN ROAD (CLASSEN SPUR TO KNOLLCREEK DRIVE)	1,272	5,880	263	0	0	0	7,415
COVEL ROAD (RAY ELLISON BOULEVARD TO OLD PEARSALL ROAD)	1,240	6,579	1,049	0	0	0	8,868
CULEBRA PARK (AREA STREETS)	1,000	4,509	556	0	0	0	6,065
CULEBRA ROAD (IH-10 TO CALLAGHAN ROAD)	1,500	6,814	5,192	2,000	0	0	15,506
D9 TRAFFIC AND MOBILITY IMPROVEMENTS (HARDY OAK & STONE OAK AREA)	1,000	2,825	0	0	0	0	3,825
DISTRICT 1 F-STREETS RECONSTRUCTION	2,000	2,937	0	0	0	0	4,937
DISTRICT 1 PEDESTRIAN MOBILITY	414	130	0	0	0	0	544
DISTRICT 10 F-STREETS RECONSTRUCTION	1,500	5,383	0	0	0	0	6,883
DISTRICT 10 PEDESTRIAN MOBILITY	539	75	0	0	0	0	614
DISTRICT 2 F-STREETS RECONSTRUCTION	1,116	1,776	0	0	0	0	2,892
DISTRICT 2 PEDESTRIAN MOBILITY	616	366	0	0	0	0	982
DISTRICT 3 F-STREETS RECONSTRUCTION	1,892	3,198	0	0	0	0	5,090
DISTRICT 3 PEDESTRIAN MOBILITY	460	103	0	0	0	0	563
DISTRICT 4 F-STREETS RECONSTRUCTION	469	2,388	0	0	0	0	2,857
DISTRICT 4 PEDESTRIAN MOBILITY	360	57	0	0	0	0	417
DISTRICT 5 F-STREETS RECONSTRUCTION	2,203	3,655	0	0	0	0	5,858
DISTRICT 5 PEDESTRIAN MOBILITY	961	742	0	0	0	0	1,703
DISTRICT 6 F-STREETS RECONSTRUCTION	750	2,600	0	0	0	0	3,350
DISTRICT 6 INTERSECTION IMPROVEMENTS	1,248	2,752	0	0	0	0	4,000
DISTRICT 6 PEDESTRIAN MOBILITY	375	217	0	0	0	0	592
DISTRICT 7 F-STREETS RECONSTRUCTION	3,032	3,815	0	0	0	0	6,847
DISTRICT 7 NEIGHBORHOOD SIDEWALK IMPROVEMENTS	2,667	12,348	0	0	0	0	15,015
DISTRICT 7 PEDESTRIAN MOBILITY	361	371	0	0	0	0	732
DISTRICT 8 F-STREETS RECONSTRUCTION	1,458	1,918	0	0	0	0	3,376
DISTRICT 8 PEDESTRIAN MOBILITY	310	40	0	0	0	0	350

REVENUE SOURCE/DEPARTMENT/PROJECT	FY 2026	FY 2027	FY 2028	FY 2029	FY 2030	FY 2031	TOTAL
DISTRICT 9 F-STREETS RECONSTRUCTION	620	3,650	0	0	0	0	4,270
DISTRICT 9 PEDESTRIAN MOBILITY	598	121	0	0	0	0	719
DISTRICT 9 TRAFFIC & MOBILITY IMPROVEMENTS (BITTERS RD AREA)	1,389	980	904	0	0	0	3,273
DORSEY DRIVE (MOURSUND BOULEVARD TO GARNETT AVENUE)	1,000	3,190	0	0	0	0	4,190
EASTSIDE AREA STREETS	1,217	2,574	2,041	0	0	0	5,832
EVANS ROAD PHASE 1 (EAST ELM CREEK TO MASONWOOD)	1,000	2,797	4,066	0	0	0	7,863
GARDENDALE STREET (WURZBACH ROAD TO BLUEMEL ROAD)	504	1,725	0	0	0	0	2,229
HEMISFAIR BOULEVARD PHASE 3	427	3,203	3,774	1,400	0	0	8,804
MARBACH ROAD AREA STREETS (LOOP 410 TO HORAL DRIVE)	1,000	4,878	4,118	4,048	0	0	14,044
MILITARY DRIVE (SEQUOIA HEIGHT TO EAST OF REED ROAD)	2,110	7,594	0	0	0	0	9,704
NORTH NEW BRAUNFELS AV PH 2 (E HOUSTON ST. - PASO HONDO ST.)	1,859	2,000	0	0	0	0	3,859
OAK HAVEN AREA STREETS (KENTWOOD PHASE 2)	1,500	2,934	2,312	0	0	0	6,746
OLD HWY 90 PHASE 2 (STATE HWY 151 TO US HWY 90 WEST)	107	391	2,078	1,874	0	0	4,450
PERENNIAL AREA STREETS (HEIMER ROAD TO DUTCH MYRTLE)	1,770	196	0	0	0	0	1,966
PORT SAN ANTONIO AREA STREETS	2,418	8,208	3,463	0	0	0	14,089
PROBANDT STREET PHASE 2	589	1,604	1,304	271	0	0	3,768
PUBLIC ART (STREETS)	1,000	3,205	2,447	0	0	0	6,652
ROOSEVELT AVENUE (VFW BOULEVARD TO HARDING BOULEVARD)	864	3,523	5,993	583	0	0	10,963
SIDNEY BROOKS DR (CITY BASE LANDING TO SOUTH NEW BRAUNFELS)	2,150	11,296	0	0	0	0	13,446
SOUTH BRAZOS STREET (ALAZAN CREEK TO APACHE CREEK)	1,038	3,591	713	0	0	0	5,342
SOUTHCROSS BOULEVARD PHASE 2	1,789	1,926	0	0	0	0	3,715
TEXAS A&M UNIVERSITY AREA STREETS	1,348	6,056	1,174	0	0	0	8,578
TOEPPERWEIN ROAD (NACOGDOCHES ROAD TO RAINTREE FOREST)	1,652	5,446	5,416	0	0	0	12,514
VANCE JACKSON (LOOP 410 TO ADRIAN DRIVE)	1,956	6,815	0	0	0	0	8,771
VANCE JACKSON ROAD (HUEBNER ROAD TO WURZBACH ROAD)	143	5,626	5,481	3,020	0	0	14,270
WATSON RD PHASE 1 (VERANO PARKWAY TO WEST OF PALO ALTO ROAD)	2,305	7,029	1,548	0	0	0	10,882

REVENUE SOURCE/DEPARTMENT/PROJECT	FY 2026	FY 2027	FY 2028	FY 2029	FY 2030	FY 2031	TOTAL
WURZBACH ROAD AT VANCE JACKSON (INTERSECTION IMPROVEMENTS)	2,101	3,268	0	0	0	0	5,369
TOTAL TRANSPORTATION & CAPITAL IMPROVEMENTS	67,533	193,236	62,867	13,196	0	0	336,832
TOTAL 2022 GO STREETS IMPROVEMENT BOND	67,533	193,236	62,867	13,196	0	0	336,832

2024 CERTIFICATES OF OBLIGATION

FIRE AND EMS

FIRE STATION 37 SEWAGE LINE RERUN	200	0	0	0	0	0	200
TOTAL FIRE AND EMS	200	0	0	0	0	0	200

TRANSPORTATION & CAPITAL IMPROVEMENTS

CODY LIBRARY HVAC	275	0	0	0	0	0	275
CUELLAR PARK IMPROVEMENTS	248	50	0	0	0	0	298
KELLY HERITAGE LEARNING CENTER	454	0	0	0	0	0	454
KENWOOD COMMUNITY CENTER	235	0	0	0	0	0	235
N. NEW BRAUNFELS (AUSTIN HWY TO LARKWOOD) DESIGN ONLY	372	400	0	0	0	0	772
OLD O'CONNOR ROAD LWC	0	159	0	0	0	0	159
SAN ANTONIO BOTANICAL CENTER	1,688	0	0	0	0	0	1,688
TRAINING ACADEMY - DRIVING TRACK IMPROVEMENTS	1,056	0	0	0	0	0	1,056
TOTAL TRANSPORTATION & CAPITAL IMPROVEMENTS	4,328	609	0	0	0	0	4,937

TOTAL 2024 CERTIFICATES OF OBLIGATION **4,528** **609** **0** **0** **0** **0** **5,137**

2024 TAX NOTES

BUILDING & EQUIPMENT SERVICES

ELECTRICAL VEHICLE CHARGING	104	0	0	0	0	0	104
TOTAL BUILDING & EQUIPMENT SERVICES	104	0	0	0	0	0	104

CENTER CITY DEVELOPMENT & OPTS

RIVER WALK - SIDEWALKS RENOVATION	548	0	0	0	0	0	548
TOTAL CENTER CITY DEVELOPMENT & OPTS	548	0	0	0	0	0	548

FIRE AND EMS

REPAIRS TO FIRE BURN BUILDING	1,400	0	0	0	0	0	1,400
TOTAL FIRE AND EMS	1,400	0	0	0	0	0	1,400

TRANSPORTATION & CAPITAL IMPROVEMENTS

CENTRAL LIBRARY FREIGHT ELEVATOR REPLACEMENT	496	255	0	0	0	0	751
---	-----	-----	---	---	---	---	-----

REVENUE SOURCE/DEPARTMENT/PROJECT	FY 2026	FY 2027	FY 2028	FY 2029	FY 2030	FY 2031	TOTAL
FY 2024 DISTRICT 6 INFRASTRUCTURE IMPROVEMENTS	347	0	0	0	0	0	347
FY 2024 DISTRICT 7 INFRASTRUCTURE IMPROVEMENTS	512	63	0	0	0	0	575
TOTAL TRANSPORTATION & CAPITAL IMPROVEMENTS	1,355	318	0	0	0	0	1,673
TOTAL 2024 TAX NOTES	3,407	318	0	0	0	0	3,725

2024 TAXABLE SELF-SUPPORTING CERTIFICATES OF OBLIGATION

ALAMODOME

ALAMODOME SAVOR IMPROVEMENTS	560	0	0	0	0	0	560
ALAMODOME TRANSFORMERS	160	0	0	0	0	0	160
ALAMODOME WAREHOUSE	600	0	0	0	0	0	600
TOTAL ALAMODOME	1,320	0	0	0	0	0	1,320
TOTAL 2024 TAXABLE SELF-SUPPORTING CERTIFICATES OF OBLIGATION	1,320	0	0	0	0	0	1,320

2025 CERTIFICATES OF OBLIGATION

CENTER CITY DEVELOPMENT & OPTS

RIVER WALK - SIDEWALKS RENOVATION	422	2,500	0	0	0	0	2,922
TOTAL CENTER CITY DEVELOPMENT & OPTS	422	2,500	0	0	0	0	2,922

FIRE AND EMS

FIRE STATION 37 SEWAGE LINE RERUN	450	0	0	0	0	0	450
TOTAL FIRE AND EMS	450	0	0	0	0	0	450

ITSD

FINANCIAL SYSTEM UPGRADE	6,861	0	0	0	0	0	6,861
TOTAL ITSD	6,861	0	0	0	0	0	6,861

OFFICE OF THE CITY CLERK

CITY CLERK ARCHIVES DIGITIZATION	1,240	0	0	0	0	0	1,240
TOTAL OFFICE OF THE CITY CLERK	1,240	0	0	0	0	0	1,240

TRANSPORTATION & CAPITAL IMPROVEMENTS

ANIMAL CARE FACILITIES IMPROVEMENTS	0	0	819	0	0	0	819
FATHER ROMAN COMMUNITY CENTER	634	0	0	0	0	0	634
FY 2025 DISTRICT 1 INFRASTRUCTURE IMPROVEMENTS	500	0	0	0	0	0	500
FY 2025 DISTRICT 10 INFRASTRUCTURE IMPROVEMENTS	500	0	0	0	0	0	500
FY 2025 DISTRICT 2 INFRASTRUCTURE IMPROVEMENTS	500	0	0	0	0	0	500

REVENUE SOURCE/DEPARTMENT/PROJECT	FY 2026	FY 2027	FY 2028	FY 2029	FY 2030	FY 2031	TOTAL
FY 2025 DISTRICT 3 INFRASTRUCTURE IMPROVEMENTS	500	0	0	0	0	0	500
FY 2025 DISTRICT 4 INFRASTRUCTURE IMPROVEMENTS	500	0	0	0	0	0	500
FY 2025 DISTRICT 5 INFRASTRUCTURE IMPROVEMENTS	57	0	0	0	0	0	57
FY 2025 DISTRICT 7 INFRASTRUCTURE IMPROVEMENTS	51	0	0	0	0	0	51
FY 2025 DISTRICT 9 INFRASTRUCTURE IMPROVEMENTS	90	0	0	0	0	0	90
HARRY WURZBACH HIGHWAY - DESIGN ONLY	323	0	0	0	0	0	323
S ALAMO (MARKET STREET TO E CESAR E. CHAVEZ BOULEVARD)	3,500	1,000	0	0	0	0	4,500
SAN SABA STREET (NUEVA STREET TO MARTIN STREET)	672	0	0	0	0	0	672
SAPD ACADEMY - TACTICS & FIREARMS BLDG	1,649	0	0	0	0	0	1,649
TRAINING ACADEMY - DRIVING TRACK IMPROVEMENTS	1,775	0	0	0	0	0	1,775
TRAINING ACADEMY - PARKING EXPANSION	300	0	0	0	0	0	300
WESTSIDE SERVICE CTR BLDG - DESIGN ONLY	156	0	0	0	0	0	156
TOTAL TRANSPORTATION & CAPITAL IMPROVEMENTS	11,707	1,000	819	0	0	0	13,526
TOTAL 2025 CERTIFICATES OF OBLIGATION	20,680	3,500	819	0	0	0	24,999
2025 TAX NOTES							
CENTER CITY DEVELOPMENT & OPTS							
RIVER WALK - SIDEWALKS RENOVATION	453	0	0	0	0	0	453
TOTAL CENTER CITY DEVELOPMENT & OPTS	453	0	0	0	0	0	453
ITSD							
TECHNOLOGY TRANSFORMATION PROJECT	738	5,853	1,939	0	0	0	8,530
TOTAL ITSD	738	5,853	1,939	0	0	0	8,530
POLICE							
HELICOPTER REPLACEMENT	0	292	0	0	0	0	292
TOTAL POLICE	0	292	0	0	0	0	292
TRANSPORTATION & CAPITAL IMPROVEMENTS							
FY 2024 DISTRICT 1 INFRASTRUCTURE IMPROVEMENTS	453	0	0	0	0	0	453
FY 2024 DISTRICT 10 INFRASTRUCTURE IMPROVEMENTS	465	489	0	0	0	0	954

REVENUE SOURCE/DEPARTMENT/PROJECT	FY 2026	FY 2027	FY 2028	FY 2029	FY 2030	FY 2031	TOTAL
FY 2024 DISTRICT 3 INFRASTRUCTURE IMPROVEMENTS	438	62	0	0	0	0	500
FY 2024 DISTRICT 4 INFRASTRUCTURE IMPROVEMENTS	350	0	0	0	0	0	350
FY 2024 DISTRICT 6 INFRASTRUCTURE IMPROVEMENTS	265	0	0	0	0	0	265
FY 2024 DISTRICT 7 INFRASTRUCTURE IMPROVEMENTS	0	375	0	0	0	0	375
FY 2024 DISTRICT 8 INFRASTRUCTURE IMPROVEMENTS	0	301	0	0	0	0	301
FY 2024 DISTRICT 9 INFRASTRUCTURE IMPROVEMENTS	460	0	0	0	0	0	460
LANDA LIBRARY HVAC	241	0	0	0	0	0	241
TOTAL TRANSPORTATION & CAPITAL IMPROVEMENTS	2,672	1,227	0	0	0	0	3,899
TOTAL 2025 TAX NOTES	3,863	7,372	1,939	0	0	0	13,174
2025 TAXABLE SELF-SUPPORTING CERTIFICATES OF OBLIGATION							
NON DEPARTMENTAL							
MUNICIPAL ON-SITE SOLAR	3,462	10,000	0	0	0	0	13,462
TOTAL NON DEPARTMENTAL	3,462	10,000	0	0	0	0	13,462
TOTAL 2025 TAXABLE SELF-SUPPORTING CERTIFICATES OF OBLIGATION	3,462	10,000	0	0	0	0	13,462
ADVANCED TRANSPORTATION DISTRICT							
TRANSPORTATION & CAPITAL IMPROVEMENTS							
FY 2026 AUDIBLE PEDESTRIAN IMPROVEMENTS	312	0	0	0	0	0	312
FY 2026 INTELLIGENT TRAFFIC SYSTEM	1,600	0	0	0	0	0	1,600
FY 2026 SIDEWALK PROGRAM	6,000	3,000	0	0	0	0	9,000
FY 2026 TRAFFIC SIGNAL COMMUNICATIONS	700	0	0	0	0	0	700
STREET MAINTENANCE PROGRAM	4,300	4,300	4,300	4,300	4,300	4,300	25,800
TOTAL TRANSPORTATION & CAPITAL IMPROVEMENTS	12,912	7,300	4,300	4,300	4,300	4,300	37,412
TRANSPORTATION DEPARTMENT							
BIKE FACILITIES	2,325	800	200	0	0	0	3,325
FY 2025 VISION ZERO	278	222	0	0	0	0	500
FY 2026 VISION ZERO	500	0	0	0	0	0	500
TOTAL TRANSPORTATION DEPARTMENT	3,103	1,022	200	0	0	0	4,325
TOTAL ADVANCED TRANSPORTATION DISTRICT	16,015	8,322	4,500	4,300	4,300	4,300	41,737

REVENUE SOURCE/DEPARTMENT/PROJECT	FY 2026	FY 2027	FY 2028	FY 2029	FY 2030	FY 2031	TOTAL
AIRPORT GRANT							
AVIATION							
TERMINAL DEVELOPMENT PROGRAM	0	4,622	0	0	0	0	4,622
TOTAL AVIATION	0	4,622	0	0	0	0	4,622
TOTAL AIRPORT GRANT	0	4,622	0	0	0	0	4,622
AIRPORT IMPROVEMENT & CONTINGENCY FUND							
AVIATION							
ARFF RINGDOWN SYSTEM	400	0	0	0	0	0	400
NETWORK EOL REPLACEMENT	76	498	522	552	576	0	2,224
PROPERTY MAPS, PLATTING, BOUNDARY SURVEY	480	209	0	0	0	0	689
TERMINAL A ELECTRICAL SYSTEM EXPANSION	2,640	639	0	0	0	0	3,279
TERMINAL DEVELOPMENT PROGRAM	14,000	23,000	4,759	0	0	0	41,759
YELLOW LOT IMPROVEMENTS	500	0	0	0	0	0	500
TOTAL AVIATION	18,096	24,346	5,281	552	576	0	48,851
TOTAL AIRPORT IMPROVEMENT & CONTINGENCY FUND	18,096	24,346	5,281	552	576	0	48,851
AIRPORT IMPROVEMENT PROGRAM GRANT							
AVIATION							
AIRFIELD SAFETY ENHANCEMENTS & IMPROVEMENTS PROGRAM (ASEIP)	1,196	3,833	39,272	1,528	0	0	45,829
TOTAL AVIATION	1,196	3,833	39,272	1,528	0	0	45,829
TOTAL AIRPORT IMPROVEMENT PROGRAM GRANT	1,196	3,833	39,272	1,528	0	0	45,829
AIRPORT INFRASTRUCTURE GRANT							
AVIATION							
TERMINAL A ELECTRICAL SYSTEM EXPANSION	4,952	1,260	0	0	0	0	6,212
TERMINAL DEVELOPMENT PROGRAM	10,555	24,116	0	0	0	0	34,671
TOTAL AVIATION	15,507	25,376	0	0	0	0	40,883
TOTAL AIRPORT INFRASTRUCTURE GRANT	15,507	25,376	0	0	0	0	40,883
AIRPORT PASSENGER FACILITY CHARGE							
AVIATION							
TERMINAL A GROUND LOADING FACILITY	2,677	0	0	0	0	0	2,677
TERMINAL DEVELOPMENT PROGRAM	10,000	105,000	35,000	0	0	0	150,000
TOTAL AVIATION	12,677	105,000	35,000	0	0	0	152,677
TOTAL AIRPORT PASSENGER FACILITY CHARGE	12,677	105,000	35,000	0	0	0	152,677

REVENUE SOURCE/DEPARTMENT/PROJECT	FY 2026	FY 2027	FY 2028	FY 2029	FY 2030	FY 2031	TOTAL
AIRPORT TERMINALS PROGRAM GRANT							
AVIATION							
TERMINAL A GROUND LOADING FACILITY	2,500	0	0	0	0	0	2,500
TERMINAL DEVELOPMENT PROGRAM	12,350	11,669	8,331	0	0	0	32,350
TOTAL AVIATION	<u>14,850</u>	<u>11,669</u>	<u>8,331</u>	<u>0</u>	<u>0</u>	<u>0</u>	<u>34,850</u>
TOTAL AIRPORT TERMINALS PROGRAM GRANT	14,850	11,669	8,331	0	0	0	34,850
CITY TOWER TENANT IMPROVEMENT FUND							
BUILDING & EQUIPMENT SERVICES							
CITY TOWER MAINTENANCE	2,600	0	0	0	0	0	2,600
TOTAL BUILDING & EQUIPMENT SERVICES	<u>2,600</u>	<u>0</u>	<u>0</u>	<u>0</u>	<u>0</u>	<u>0</u>	<u>2,600</u>
TRANSPORTATION & CAPITAL IMPROVEMENTS							
CITY TOWER	0	400	2,000	0	0	0	2,400
TOTAL TRANSPORTATION & CAPITAL IMPROVEMENTS	<u>0</u>	<u>400</u>	<u>2,000</u>	<u>0</u>	<u>0</u>	<u>0</u>	<u>2,400</u>
TOTAL CITY TOWER TENANT IMPROVEMENT FUND	2,600	400	2,000	0	0	0	5,000
CUSTOMER FACILITY CHARGE							
AVIATION							
CONRAC UPGRADES - PHASE 2	2,658	2,640	2,640	2,640	2,640	2,416	15,634
TOTAL AVIATION	<u>2,658</u>	<u>2,640</u>	<u>2,640</u>	<u>2,640</u>	<u>2,640</u>	<u>2,416</u>	<u>15,634</u>
TOTAL CUSTOMER FACILITY CHARGE	2,658	2,640	2,640	2,640	2,640	2,416	15,634
FAA - ZERO EMISSIONS VEHICLE & INFRASTRUCTURE PROGRAM GRANT							
AVIATION							
ELECTRIC SHUTTLE BUS INFRASTRUCTURE	881	0	0	0	0	0	881
TOTAL AVIATION	<u>881</u>	<u>0</u>	<u>0</u>	<u>0</u>	<u>0</u>	<u>0</u>	<u>881</u>
TOTAL FAA - ZERO EMISSIONS VEHICLE & INFRASTRUCTURE PROGRAM GRANT	881	0	0	0	0	0	881
GENERAL AIRPORT REVENUE BOND							
AVIATION							
AIRFIELD SAFETY ENHANCEMENTS & IMPROVEMENTS PROGRAM (ASEIP)	2,908	11,596	17,210	3,772	0	0	35,486
BAGGAGE HANDLING SYSTEM EXPANSION	6,792	1,658	0	0	0	0	8,450
DE-ICING FACILITY - B AND C GATES	0	212	1,788	0	0	0	2,000

REVENUE SOURCE/DEPARTMENT/PROJECT	FY 2026	FY 2027	FY 2028	FY 2029	FY 2030	FY 2031	TOTAL
MAINTENANCE FACILITY CHARGING STATION EXPANSION	294	0	0	0	0	0	294
NEW PARKING STRUCTURE AND GROUND TRANSPORTATION CENTER (TERMINAL C PARKING GARAGE)	37,294	84,476	0	0	0	0	121,770
REMOTE TRANSMITTER RECEIVER F RELOCATION	1,710	1,211	29	0	0	0	2,950
TERMINAL A GROUND LOADING FACILITY	1,697	0	0	0	0	0	1,697
TERMINAL A/B RECONFIGURATION AND REHABILITATION	8,232	14,424	20,060	59,793	108,960	86,166	297,635
TERMINAL A+B CONNECTOR	1,600	0	0	0	0	0	1,600
TERMINAL B EMERGENCY GENERATOR REPLACEMENT	589	0	0	0	0	0	589
TERMINAL DEVELOPMENT PROGRAM	357,267	624,162	160,151	17,590	0	0	1,159,170
TOTAL AVIATION	<u>418,383</u>	<u>737,739</u>	<u>199,238</u>	<u>81,155</u>	<u>108,960</u>	<u>86,166</u>	<u>1,631,641</u>
TOTAL GENERAL AIRPORT REVENUE BOND	<u>418,383</u>	<u>737,739</u>	<u>199,238</u>	<u>81,155</u>	<u>108,960</u>	<u>86,166</u>	<u>1,631,641</u>
GENERAL FUND							
CENTER CITY DEVELOPMENT & OPTS							
RIVER WALK - STAIR CASE RENOVATION	230	0	0	0	0	0	230
TOTAL CENTER CITY DEVELOPMENT & OPTS	<u>230</u>	<u>0</u>	<u>0</u>	<u>0</u>	<u>0</u>	<u>0</u>	<u>230</u>
FINANCE							
STREET LIGHT PROGRAM	3,080	0	0	0	0	0	3,080
TOTAL FINANCE	<u>3,080</u>	<u>0</u>	<u>0</u>	<u>0</u>	<u>0</u>	<u>0</u>	<u>3,080</u>
TRANSPORTATION & CAPITAL IMPROVEMENTS							
ABE LINCOLN SHARED USE PATH	340	163	0	0	0	0	503
CITY-OWNED CULTURAL FACILITIES IMPROVEMENTS	0	700	0	0	0	0	700
FY 2026 SCHOOL PEDESTRIAN SAFETY PROGRAM	1,000	0	0	0	0	0	1,000
FY 2026 TRAFFIC CALMING PROGRAM	1,000	0	0	0	0	0	1,000
MARKET ST CYCLE TRACK (MKT - IH35 - IH37)	285	584	320	0	0	0	1,189
N FRIO BIKE AND PED IMPROVEMENTS	365	472	225	0	0	0	1,062
PINN ROAD SHARED USE	557	178	0	0	0	0	735
PUBLIC SAFETY WAREHOUSE	476	5,134	1,658	0	0	0	7,268
TOTAL TRANSPORTATION & CAPITAL IMPROVEMENTS	<u>4,023</u>	<u>7,231</u>	<u>2,203</u>	<u>0</u>	<u>0</u>	<u>0</u>	<u>13,457</u>
TRANSPORTATION DEPARTMENT							
FY 2025 VISION ZERO	322	0	0	0	0	0	322

REVENUE SOURCE/DEPARTMENT/PROJECT	FY 2026	FY 2027	FY 2028	FY 2029	FY 2030	FY 2031	TOTAL
FY 2026 VISION ZERO	500	0	0	0	0	0	500
TOTAL TRANSPORTATION DEPARTMENT	822	0	0	0	0	0	822
TOTAL GENERAL FUND	8,155	7,231	2,203	0	0	0	17,589
HOT IMPROVEMENT AND CONTINGENCY FUND							
CONVENTION FACILITIES							
LILA COCKRELL THEATRE UPGRADE	648	0	0	0	0	0	648
TOTAL CONVENTION FACILITIES	648	0	0	0	0	0	648
TOTAL HOT IMPROVEMENT AND CONTINGENCY FUND	648	0	0	0	0	0	648
HOT REDEMPTION AND CAPITAL FUND							
ALAMODOME							
ALAMODOME ARENA FLOOR BOXES	597	0	0	0	0	0	597
ALAMODOME BUILDING MANAGEMENT SYSTEM	200	0	0	0	0	0	200
ALAMODOME MAINTENANCE	1,124	380	100	0	0	0	1,604
ALAMODOME ROOF REPLACEMENT	0	0	1,000	0	0	0	1,000
ALAMODOME WI-FI REPLACEMENT	0	2,300	0	0	0	0	2,300
TOTAL ALAMODOME	1,921	2,680	1,100	0	0	0	5,701
CONVENTION FACILITIES							
HBGCC MAINTENANCE	2,151	0	0	0	0	0	2,151
TOTAL CONVENTION FACILITIES	2,151	0	0	0	0	0	2,151
TOTAL HOT REDEMPTION AND CAPITAL FUND	4,072	2,680	1,100	0	0	0	7,852
INTERIM AIRPORT FINANCING							
AVIATION							
2ND FIS BAG BELT	1,290	0	0	0	0	0	1,290
AIRFIELD SAFETY ENHANCEMENTS & IMPROVEMENTS PROGRAM (ASEIP)	19,466	0	0	0	0	0	19,466
BAGGAGE HANDLING SYSTEM EXPANSION	2,899	0	0	0	0	0	2,899
CCTV/ACS SYSTEM REPLACEMENT	237	0	0	0	0	0	237
ELECTRIC SHUTTLE BUS INFRASTRUCTURE	282	0	0	0	0	0	282
MAINTENANCE FACILITY CHARGING STATION EXPANSION	475	0	0	0	0	0	475
NETWORK EOL REPLACEMENT	550	0	0	0	0	0	550
NEW PARKING STRUCTURE AND GROUND TRANSPORTATION CENTER (TERMINAL C PARKING GARAGE)	2,949	0	0	0	0	0	2,949

REVENUE SOURCE/DEPARTMENT/PROJECT	FY 2026	FY 2027	FY 2028	FY 2029	FY 2030	FY 2031	TOTAL
REMOTE TRANSMITTER RECEIVER F RELOCATION	849	0	0	0	0	0	849
TERMINAL A GROUND LOADING FACILITY	14,992	0	0	0	0	0	14,992
TERMINAL A/B RECONFIGURATION AND REHABILITATION	1,763	0	0	0	0	0	1,763
TERMINAL A+B CONNECTOR	1,400	0	0	0	0	0	1,400
TERMINAL DEVELOPMENT PROGRAM	115,438	0	0	0	0	0	115,438
UTILITY INFRASTRUCTURE UPGRADES	569	0	0	0	0	0	569
TOTAL AVIATION	163,159	0	0	0	0	0	163,159
TOTAL INTERIM AIRPORT FINANCING	163,159	0	0	0	0	0	163,159
MUNICIPAL FACILITIES CORPORATION							
PARKS AND RECREATION							
EDWARDS AQUIFER PROTECTION PROGRAM	10,000	10,000	10,000	10,000	10,000	10,000	60,000
TOTAL PARKS AND RECREATION	10,000	10,000	10,000	10,000	10,000	10,000	60,000
TRANSPORTATION & CAPITAL IMPROVEMENTS							
CITY TOWER	2,078	3,029	0	0	0	0	5,107
TOTAL TRANSPORTATION & CAPITAL IMPROVEMENTS	2,078	3,029	0	0	0	0	5,107
TOTAL MUNICIPAL FACILITIES CORPORATION	12,078	13,029	10,000	10,000	10,000	10,000	65,107
PARKING OPERATING AND MAINTENANCE FUND							
CENTER CITY DEVELOPMENT & OPTS							
HOUSTON STREET GARAGE STRUCTURAL REPAIRS	800	800	0	0	0	0	1,600
TOTAL CENTER CITY DEVELOPMENT & OPTS	800	800	0	0	0	0	1,600
TOTAL PARKING OPERATING AND MAINTENANCE FUND	800	800	0	0	0	0	1,600
PEG FUND							
TRANSPORTATION & CAPITAL IMPROVEMENTS							
CALDER ALLEY OUTDOOR STUDIO TVSA	498	0	0	0	0	0	498
TOTAL TRANSPORTATION & CAPITAL IMPROVEMENTS	498	0	0	0	0	0	498
TOTAL PEG FUND	498	0	0	0	0	0	498
PREVIOUSLY AUTHORIZED FUNDS							
FINANCE							
STREET LIGHT PROGRAM	2,000	0	0	0	0	0	2,000
TOTAL FINANCE	2,000	0	0	0	0	0	2,000
TOTAL PREVIOUSLY AUTHORIZED FUNDS	2,000	0	0	0	0	0	2,000

REVENUE SOURCE/DEPARTMENT/PROJECT	FY 2026	FY 2027	FY 2028	FY 2029	FY 2030	FY 2031	TOTAL
PRIOR DEBT PROCEEDS							
TRANSPORTATION & CAPITAL IMPROVEMENTS							
ALAMODOME PUMP STATION REPLACEMENT	469	0	0	0	0	0	469
ANIMAL CARE FACILITIES IMPROVEMENTS	1,181	0	0	0	0	0	1,181
BEITEL CREEK DRAINAGE	1,000	6,000	0	0	0	0	7,000
FLOOD MANAGEMENT FACILITIES	1,072	798	0	0	0	0	1,870
FY 2026 WARRANTED TRAFFIC SIGNALS	550	1,000	0	0	0	0	1,550
JUDSON AND LOOKOUT LWC - DESIGN ONLY	250	0	0	0	0	0	250
LAS PALMAS DRAINAGE IMPROVEMENTS	737	0	0	0	0	0	737
OLD O'CONNOR ROAD LWC	0	2,728	0	0	0	0	2,728
PUBLIC SAFETY UNITY PLAZA SANTA ROSA SIDEWALKS	0	190	0	0	0	0	190
RITTIMAN ROAD GRADE SEPARATION	613	526	0	0	0	0	1,139
SAPD K9 FACILITY RELOCATION	350	0	0	0	0	0	350
SEELING CHANNEL DRAINAGE IMPROVEMENT - PHASE 4	2,000	3,175	0	0	0	0	5,175
SOUTH FLORES POLICE SUBSTATION	6,312	0	0	0	0	0	6,312
TOTAL TRANSPORTATION & CAPITAL IMPROVEMENTS	14,534	14,417	0	0	0	0	28,951
TOTAL PRIOR DEBT PROCEEDS	14,534	14,417	0	0	0	0	28,951
PRIOR DEBT PROCEEDS - CERTIFICATES OF OBLIGATION							
CENTER CITY DEVELOPMENT & OPTS							
RIVER WALK - SIDEWALKS RENOVATION	0	544	0	0	0	0	544
TOTAL CENTER CITY DEVELOPMENT & OPTS	0	544	0	0	0	0	544
DEPARTMENT OF HUMAN SERVICES							
FRANK GARRETT PLUMBING	516	0	0	0	0	0	516
TOTAL DEPARTMENT OF HUMAN SERVICES	516	0	0	0	0	0	516
LIBRARY							
JOHNSTON BRANCH LIBRARY IMPROVEMENTS	58	0	0	0	0	0	58
TOTAL LIBRARY	58	0	0	0	0	0	58
PARKS AND RECREATION							
DAVIS SCOTT YMCA	1,000	2,208	0	0	0	0	3,208
TOTAL PARKS AND RECREATION	1,000	2,208	0	0	0	0	3,208

REVENUE SOURCE/DEPARTMENT/PROJECT	FY 2026	FY 2027	FY 2028	FY 2029	FY 2030	FY 2031	TOTAL
TRANSPORTATION & CAPITAL IMPROVEMENTS							
BAZAN LIBRARY HVAC	700	0	0	0	0	0	700
BROOKS-S NEW BRAUNFELS (LYSTER LOOP 410 SOUTH)	0	1,020	706	0	0	0	1,726
CIELO VISTA PARK	331	0	0	0	0	0	331
CODY LIBRARY HVAC	783	0	0	0	0	0	783
COLLINS GARDEN LIBRARY HVAC	444	200	0	0	0	0	644
FLORES STREETS (TRAVIS TO MARTIN)	1,000	500	0	0	0	0	1,500
KENWOOD COMMUNITY CENTER	1,322	1,385	0	0	0	0	2,707
N. NEW BRAUNFELS (AUSTIN HWY TO LARKWOOD) DESIGN ONLY	200	0	0	0	0	0	200
PICKWELL PARK	88	0	0	0	0	0	88
PUBLIC SAFETY UNITY PLAZA SANTA ROSA SIDEWALKS	0	200	0	0	0	0	200
TRAINING ACADEMY - PARKING EXPANSION	0	722	0	0	0	0	722
TOTAL TRANSPORTATION & CAPITAL IMPROVEMENTS	4,868	4,027	706	0	0	0	9,601
TOTAL PRIOR DEBT PROCEEDS - CERTIFICATES OF OBLIGATION	6,442	6,779	706	0	0	0	13,927
PRIOR DEBT PROCEEDS - TAX NOTES							
DEPARTMENT OF HUMAN SERVICES							
FRANK GARRETT PLUMBING	554	0	0	0	0	0	554
TOTAL DEPARTMENT OF HUMAN SERVICES	554	0	0	0	0	0	554
ITSD							
FINANCIAL SYSTEM UPGRADE	1,337	1,552	11	0	0	0	2,900
TECHNOLOGY TRANSFORMATION PROJECT	12,891	534	0	0	0	0	13,425
TOTAL ITSD	14,228	2,086	11	0	0	0	16,325
LIBRARY							
JOHNSTON BRANCH LIBRARY IMPROVEMENTS	176	0	0	0	0	0	176
TOTAL LIBRARY	176	0	0	0	0	0	176
TRANSPORTATION & CAPITAL IMPROVEMENTS							
FY 2024 DISTRICT 10 INFRASTRUCTURE IMPROVEMENTS	7	0	0	0	0	0	7
PICKWELL PARK	311	0	0	0	0	0	311
TOTAL TRANSPORTATION & CAPITAL IMPROVEMENTS	318	0	0	0	0	0	318
TOTAL PRIOR DEBT PROCEEDS - TAX NOTES	15,276	2,086	11	0	0	0	17,373

REVENUE SOURCE/DEPARTMENT/PROJECT	FY 2026	FY 2027	FY 2028	FY 2029	FY 2030	FY 2031	TOTAL
PRIOR YEAR CAPITAL PROCEEDS							
LIBRARY							
CORTEZ BRANCH LIBRARY EXTERIOR & SITE SAFETY IMPROVEMENTS	985	0	0	0	0	0	985
TOTAL LIBRARY	985	0	0	0	0	0	985
TOTAL PRIOR YEAR CAPITAL PROCEEDS	985	0	0	0	0	0	985
PROP 2 - 2015 PARKS DEVELOPMENT AND EXPANSION VENUE							
PARKS AND RECREATION							
CITYWIDE CREEKWAY TRAIL DEVELOPMENT	500	2,119	0	0	0	0	2,619
DISTRICT 9 GREENWAY TRAIL PROJECT	1,399	500	0	0	0	0	1,899
FT. SAM HOUSTON TRAIL (JOHN JAMES PARK TO JACK WHITE PARK)	500	1,800	616	0	0	0	2,916
LEON CREEK (QUINTANA RD TO I-35)	1,000	3,077	0	0	0	0	4,077
LEON CREEK (THE RIM TO RAYMOND RUSSELL PARK)	1,500	2,614	0	0	0	0	4,114
TOTAL PARKS AND RECREATION	4,899	10,110	616	0	0	0	15,625
TOTAL PROP 2 - 2015 PARKS DEVELOPMENT AND EXPANSION VENUE	4,899	10,110	616	0	0	0	15,625
RESILIENCY, ENERGY EFFICIENCY, & SUSTAINABILITY FUND (REES)							
BUILDING & EQUIPMENT SERVICES							
ELECTRICAL VEHICLE CHARGING	879	0	0	0	0	0	879
TOTAL BUILDING & EQUIPMENT SERVICES	879	0	0	0	0	0	879
TRANSPORTATION & CAPITAL IMPROVEMENTS							
FY 2026 SIDEWALK PROGRAM	2,000	0	0	0	0	0	2,000
TOTAL TRANSPORTATION & CAPITAL IMPROVEMENTS	2,000	0	0	0	0	0	2,000
TOTAL RESILIENCY, ENERGY EFFICIENCY, & SUSTAINABILITY FUND (REES)	2,879	0	0	0	0	0	2,879
RIGHT OF WAY FUND							
TRANSPORTATION & CAPITAL IMPROVEMENTS							
STREET MAINTENANCE PROGRAM	2,000	0	0	0	0	0	2,000
TOTAL TRANSPORTATION & CAPITAL IMPROVEMENTS	2,000	0	0	0	0	0	2,000
TOTAL RIGHT OF WAY FUND	2,000	0	0	0	0	0	2,000
STINSON REVOLVING FUND							
AVIATION							
STINSON - BUILDING MODIFICATIONS-FY26	10	0	0	0	0	0	10

REVENUE SOURCE/DEPARTMENT/PROJECT	FY 2026	FY 2027	FY 2028	FY 2029	FY 2030	FY 2031	TOTAL
STINSON - BUILDING MODIFICATIONS-FY27	0	50	0	0	0	0	50
STINSON - BUILDING MODIFICATIONS-FY28	0	0	50	0	0	0	50
STINSON - BUILDING MODIFICATIONS-FY29	0	0	0	50	0	0	50
STINSON - MARTINSON HANGARS ARCHEOLOGY INVESTIGATION	289	0	0	0	0	0	289
STINSON - SIX MILE CREEK STABILIZATION	100	900	0	0	0	0	1,000
STINSON - SOUTH OF RW 10/28 FENCE	300	1,200	0	0	0	0	1,500
STINSON - TERMINAL RESTROOM RENOVATIONS	200	0	0	0	0	0	200
STINSON LAND ACQ. RW 14/32 RPZ	136	0	0	0	0	0	136
TOTAL AVIATION	1,035	2,150	50	50	0	0	3,285
TOTAL STINSON REVOLVING FUND	1,035	2,150	50	50	0	0	3,285

STORM WATER OPERATING FUND

TRANSPORTATION & CAPITAL IMPROVEMENTS

ALAMODOME PUMP STATION REPLACEMENT	850	0	0	0	0	0	850
BEITEL CREEK DRAINAGE	0	1,000	0	0	0	0	1,000
FY2026 CMP REHABILITATION	1,500	1,500	0	0	0	0	3,000
GRISSOM ROAD LWC	150	0	0	0	0	0	150
OLD O'CONNOR ROAD LWC	300	0	0	0	0	0	300
RED BERRY DAM	693	995	757	0	0	0	2,445
TOTAL TRANSPORTATION & CAPITAL IMPROVEMENTS	3,493	3,495	757	0	0	0	7,745

TOTAL STORM WATER OPERATING FUND **3,493** **3,495** **757** **0** **0** **0** **7,745**

STORM WATER REGIONAL FACILITIES FUND

TRANSPORTATION & CAPITAL IMPROVEMENTS

BARBARA DRIVE DRAINAGE PHASE 3	0	3,561	5,039	0	0	0	8,600
BROOKSIDE OUTFALL (ESMA ROADWAY AREA PHASE 2)	0	1,650	2,500	0	0	0	4,150
CONCEPCION CREEK PHASE 1	196	5,476	1,146	0	0	0	6,818
ELMENDORF LAKE DAM IMPROVEMENTS	1,679	1,360	0	0	0	0	3,039
LOWER FRENCH CREEK DRAINAGE (LOW BID LANE TO LEON CREEK)	0	4,000	2,500	0	0	0	6,500
SEELING CHANNEL DRAINAGE IMPROVEMENT - PHASE 4	0	272	133	0	0	0	405
SEELING DRAINAGE PH 4 (LOWERY DR-ST CLOUD & PLACID DR-SAGE-PARDO)	0	4,816	2,034	0	0	0	6,850

REVENUE SOURCE/DEPARTMENT/PROJECT	FY 2026	FY 2027	FY 2028	FY 2029	FY 2030	FY 2031	TOTAL
VALLEY HI AREA DRAINAGE - MEDINA BASE PHASE 1	0	0	467	533	0	0	1,000
TOTAL TRANSPORTATION & CAPITAL IMPROVEMENTS	1,875	21,135	13,819	533	0	0	37,362
TOTAL STORM WATER REGIONAL FACILITIES FUND	1,875	21,135	13,819	533	0	0	37,362
STORM WATER REVENUE BONDS							
TRANSPORTATION & CAPITAL IMPROVEMENTS							
OLD O'CONNOR ROAD LWC	0	112	0	0	0	0	112
TOTAL TRANSPORTATION & CAPITAL IMPROVEMENTS	0	112	0	0	0	0	112
TOTAL STORM WATER REVENUE BONDS	0	112	0	0	0	0	112
TEXAS DEPARTMENT OF TRANSPORTATION							
AVIATION							
STINSON - BUILDING MODIFICATIONS-FY26	90	0	0	0	0	0	90
STINSON - BUILDING MODIFICATIONS-FY27	0	50	0	0	0	0	50
STINSON - BUILDING MODIFICATIONS-FY28	0	0	50	0	0	0	50
STINSON - BUILDING MODIFICATIONS-FY29	0	0	0	50	0	0	50
STINSON LAND ACQ. RW 14/32 RPZ	300	0	0	0	0	0	300
TOTAL AVIATION	390	50	50	50	0	0	540
TOTAL TEXAS DEPARTMENT OF TRANSPORTATION	390	50	50	50	0	0	540
TEXAS PUBLIC FACILITY CORPORATION							
CONVENTION FACILITIES							
HGCC AIR COMPRESSORS	200	0	0	0	0	0	200
HGCC EXHIBIT HALL 3 PLUMBING IMPROVEMENT	500	0	0	0	0	0	500
HGCC HONEYWELL FIRE PANELS	1,520	0	0	0	0	0	1,520
HGCC HVAC SYSTEM RENOVATION	3,909	0	0	0	0	0	3,909
HGCC SPIDER LIFT	0	0	406	0	0	0	406
HGCC UNISEX RESTROOMS	240	0	0	0	0	0	240
HGCC VERTICAL TRANSPORTATION	8,327	0	0	0	0	0	8,327
HGCC VIDEO TECHNOLOGY	412	0	0	0	0	0	412
HGCC WEST BLDG PARK ENTRANCE REMODEL	2,125	1,000	0	0	0	0	3,125
TOTAL CONVENTION FACILITIES	17,233	1,000	406	0	0	0	18,639
TOTAL TEXAS PUBLIC FACILITY CORPORATION	17,233	1,000	406	0	0	0	18,639

REVENUE SOURCE/DEPARTMENT/PROJECT	FY 2026	FY 2027	FY 2028	FY 2029	FY 2030	FY 2031	TOTAL
TEXAS STATE ENERGY CONSERVATION							
NON DEPARTMENTAL							
MUNICIPAL ON-SITE SOLAR	4,602	0	3,068	0	0	0	7,670
TOTAL NON DEPARTMENTAL	4,602	0	3,068	0	0	0	7,670
TOTAL TEXAS STATE ENERGY CONSERVATION	4,602	0	3,068	0	0	0	7,670

TREE PRESERVATION FUND

TRANSPORTATION & CAPITAL IMPROVEMENTS

AL FORGE PARK	83	0	0	0	0	0	83
BABCOCK ROAD (WEST HAUSMAN TO UTSA BOULEVARD)	75	425	0	0	0	0	500
BRACKENRIDGE PARK 2017	0	526	0	0	0	0	526
CLASSEN-STEUBING RANCH PARK	0	118	0	0	0	0	118
CONCEPCION PARK	35	35	0	0	0	0	70
CUELLAR PARK	109	110	0	0	0	0	219
CULEBRA ROAD (IH-10 TO CALLAGHAN ROAD)	7	168	120	0	0	0	295
DISTRICT 1 PARKS	25	0	0	0	0	0	25
DISTRICT 2 PARKS	186	0	0	0	0	0	186
DISTRICT 3 AQUATICS FACILITY	0	86	87	0	0	0	173
DISTRICT 5 PARKS	0	135	0	0	0	0	135
DOLOROSA STREET RECON (FLORES TO LEON)	0	165	0	0	0	0	165
EASTSIDE AREA STREETS	13	87	204	0	0	0	304
FLORES STREET (CESAR CHAVEZ TO MARTIN ST)	0	100	500	0	0	0	600
FRIO CITY ROAD OUTFALL PHASE 1	0	26	78	0	0	0	104
HARLANDALE PARK	33	33	0	0	0	0	66
HEMISFAIR BOULEVARD PHASE 3	68	0	0	0	0	0	68
LINEAR GREENWAY TRAILS	1,361	1,759	0	0	0	0	3,120
MARBACH ROAD AREA STREETS (LOOP 410 TO HORAL DRIVE)	0	409	291	0	0	0	700
MAVERICK PARK	26	101	0	0	0	0	127
MILITARY DRIVE (SEQUOIA HEIGHT TO EAST OF REED ROAD)	0	287	288	0	0	0	575
NEW MEDICAL CENTER AREA PARK	0	147	63	0	0	0	210
NEW PARK AT ORR DRIVE AND SUZETTE AVENUE	15	0	0	0	0	0	15

REVENUE SOURCE/DEPARTMENT/PROJECT	FY 2026	FY 2027	FY 2028	FY 2029	FY 2030	FY 2031	TOTAL
NEW PARKS AT NOPAL STREET AND SOUTH GEVERS STREET	75	75	0	0	0	0	150
NORTH NEW BRAUNFELS AV PH 2 (E HOUSTON ST. - PASO HONDO ST.)	259	95	120	0	0	0	474
O.P. SCHNABEL PARK	75	75	0	0	0	0	150
OLD HWY 90 PHASE 2 (STATE HWY 151 TO US HWY 90 WEST)	0	60	0	0	0	0	60
OLMOS BASIN PARK	18	18	0	0	0	0	36
PICKWELL PARK	208	0	0	0	0	0	208
PORT SAN ANTONIO AREA STREETS	0	113	637	0	0	0	750
PROBANDT STREET PHASE 2	0	0	37	0	0	0	37
ROOSEVELT AVENUE (VFW BOULEVARD TO HARDING BOULEVARD)	0	90	0	0	0	0	90
ROSEDALE PARK	130	130	0	0	0	0	260
S ALAMO (MARKET STREET TO E CESAR E. CHAVEZ BOULEVARD)	732	0	0	0	0	0	732
SAN SABA STREET (NUEVA STREET TO MARTIN STREET)	163	0	0	0	0	0	163
SOUTH BRAZOS STREET (ALAZAN CREEK TO APACHE CREEK)	0	213	471	0	0	0	684
TEXAS A&M UNIVERSITY AREA STREETS	130	401	0	0	0	0	531
TIMBER RIDGE PARK	39	29	0	0	0	0	68
WATSON RD PHASE 1 (VERANO PARKWAY TO WEST OF PALO ALTO ROAD)	90	0	0	0	0	0	90
WOODLAWN LAKE PARK	0	0	900	0	0	0	900
TOTAL TRANSPORTATION & CAPITAL IMPROVEMENTS	3,955	6,016	3,796	0	0	0	13,767
TOTAL TREE PRESERVATION FUND	3,955	6,016	3,796	0	0	0	13,767
UNISSUED CERTIFICATES OF OBLIGATION							
BUILDING & EQUIPMENT SERVICES							
CITY TOWER MAINTENANCE	0	2,000	0	0	0	0	2,000
UNDERGROUND FUEL TANK - NORTHWEST POLICE STATION	1,000	0	0	0	0	0	1,000
TOTAL BUILDING & EQUIPMENT SERVICES	1,000	2,000	0	0	0	0	3,000
CENTER CITY DEVELOPMENT & OPTS							
RIVER WALK GATE 3 REPAIR	2,000	2,500	0	0	0	0	4,500
TOTAL CENTER CITY DEVELOPMENT & OPTS	2,000	2,500	0	0	0	0	4,500
ITSD							
FINANCIAL SYSTEM UPGRADE	9,251	28,725	5,024	0	0	0	43,000
TOTAL ITSD	9,251	28,725	5,024	0	0	0	43,000

REVENUE SOURCE/DEPARTMENT/PROJECT	FY 2026	FY 2027	FY 2028	FY 2029	FY 2030	FY 2031	TOTAL
MILITARY & VETERANS AFFAIRS							
DEFENSE HEALTH AGENCY	5,000	5,000	0	0	0	0	10,000
TOTAL MILITARY & VETERANS AFFAIRS	5,000	5,000	0	0	0	0	10,000
PARKS AND RECREATION							
PARK SHADE REPLACEMENT	3,800	3,800	3,800	0	0	0	11,400
TOTAL PARKS AND RECREATION	3,800	3,800	3,800	0	0	0	11,400
TRANSPORTATION & CAPITAL IMPROVEMENTS							
ALLSUP FLAGLE AREA DRAINAGE	153	437	0	0	0	0	590
BUDDING CULVERT REPLACEMENT	93	267	0	0	0	0	360
E. ANSLEY AREA STREET RECONSTRUCTION	244	696	0	0	0	0	940
FATHER ROMAN COMMUNITY CENTER	747	6,263	3,358	0	0	0	10,368
FIRE STATION REPLACEMENT	0	5,950	10,000	0	0	0	15,950
FIRE STATIONS REPLACEMENT	11,677	21,205	3,549	0	0	0	36,431
FLORES STREETS (TRAVIS TO MARTIN)	0	2,750	2,000	0	0	0	4,750
FY 2025 DISTRICT 1 INFRASTRUCTURE IMPROVEMENTS	26	474	0	0	0	0	500
FY 2025 DISTRICT 10 INFRASTRUCTURE IMPROVEMENTS	26	474	0	0	0	0	500
FY 2025 DISTRICT 2 INFRASTRUCTURE IMPROVEMENTS	26	474	0	0	0	0	500
FY 2025 DISTRICT 3 INFRASTRUCTURE IMPROVEMENTS	26	474	0	0	0	0	500
FY 2025 DISTRICT 4 INFRASTRUCTURE IMPROVEMENTS	26	474	0	0	0	0	500
FY 2025 DISTRICT 5 INFRASTRUCTURE IMPROVEMENTS	500	0	0	0	0	0	500
FY 2025 DISTRICT 7 INFRASTRUCTURE IMPROVEMENTS	500	0	0	0	0	0	500
FY 2025 DISTRICT 8 INFRASTRUCTURE IMPROVEMENTS	500	0	0	0	0	0	500
FY 2025 DISTRICT 9 INFRASTRUCTURE IMPROVEMENTS	26	474	0	0	0	0	500
FY2026 DISTRICT 1 INFRASTRUCTURE IMPROVEMENTS	1,000	0	0	0	0	0	1,000
FY2026 DISTRICT 10 INFRASTRUCTURE IMPROVEMENTS	1,000	0	0	0	0	0	1,000
FY2026 DISTRICT 2 INFRASTRUCTURE IMPROVEMENTS	1,000	0	0	0	0	0	1,000
FY2026 DISTRICT 3 INFRASTRUCTURE IMPROVEMENTS	1,000	0	0	0	0	0	1,000

REVENUE SOURCE/DEPARTMENT/PROJECT	FY 2026	FY 2027	FY 2028	FY 2029	FY 2030	FY 2031	TOTAL
FY2026 DISTRICT 4 INFRASTRUCTURE IMPROVEMENTS	1,000	0	0	0	0	0	1,000
FY2026 DISTRICT 5 INFRASTRUCTURE IMPROVEMENTS	1,000	0	0	0	0	0	1,000
FY2026 DISTRICT 6 INFRASTRUCTURE IMPROVEMENTS	1,000	0	0	0	0	0	1,000
FY2026 DISTRICT 7 INFRASTRUCTURE IMPROVEMENTS	1,000	0	0	0	0	0	1,000
FY2026 DISTRICT 8 INFRASTRUCTURE IMPROVEMENTS	1,000	0	0	0	0	0	1,000
FY2026 DISTRICT 9 INFRASTRUCTURE IMPROVEMENTS	1,000	0	0	0	0	0	1,000
HARRY WURZBACH HIGHWAY - DESIGN ONLY	0	675	0	0	0	0	675
KENWOOD COMMUNITY CENTER	0	4,223	1,022	0	0	0	5,245
LYNGROVE AND WINDBROOK AREA DRAINAGE	187	533	0	0	0	0	720
MAIN PLAZA	500	4,799	3,796	0	0	0	9,095
OLYMPIA DRIVE PH II DRAINAGE	272	778	0	0	0	0	1,050
RESERVE FOR FUTURE CAPITAL PROJECTS	5,123	0	0	0	0	0	5,123
S ALAMO (MARKET STREET TO E CESAR E. CHAVEZ BOULEVARD)	2,567	3,000	0	0	0	0	5,567
SAPD ACADEMY - TACTICS & FIREARMS BLDG	873	1,293	0	0	0	0	2,166
STREET MAINTENANCE PROGRAM	58,380	58,380	61,630	61,630	61,630	61,630	363,280
TOYOTA SOUTHSIDE STREETS	2,438	3,607	0	0	0	0	6,045
TRAINING ACADEMY - DRIVING TRACK IMPROVEMENTS	640	10,430	905	0	0	0	11,975
WATSON ROAD PHASE 2 - DESIGN ONLY	326	156	193	0	0	0	675
WESTSIDE SERVICE CTR BLDG - DESIGN ONLY	157	218	0	0	0	0	375
TOTAL TRANSPORTATION & CAPITAL IMPROVEMENTS	96,033	128,504	86,453	61,630	61,630	61,630	495,880
TOTAL UNISSUED CERTIFICATES OF OBLIGATION	117,084	170,529	95,277	61,630	61,630	61,630	567,780
UNISSUED SELF-SUPPORTING CERTIFICATES OF OBLIGATION							
PARKS AND RECREATION							
GOLF COURSE IMPROVEMENTS	0	0	3,000	0	4,000	0	7,000
TOTAL PARKS AND RECREATION	0	0	3,000	0	4,000	0	7,000
TOTAL UNISSUED SELF-SUPPORTING CERTIFICATES OF OBLIGATION	0	0	3,000	0	4,000	0	7,000

REVENUE SOURCE/DEPARTMENT/PROJECT	FY 2026	FY 2027	FY 2028	FY 2029	FY 2030	FY 2031	TOTAL
UNISSUED TAX NOTES							
BUILDING & EQUIPMENT SERVICES							
CITYWIDE FACILITY NEEDS	5,000	5,000	5,000	5,000	5,000	5,000	30,000
TOTAL BUILDING & EQUIPMENT SERVICES	5,000	5,000	5,000	5,000	5,000	5,000	30,000
ITSD							
PUBLIC SAFETY CAD SYSTEM UPGRADE	3,000	0	0	0	0	0	3,000
TECHNOLOGY TRANSFORMATION PROJECT	0	23,286	20,232	12,950	9,418	23,064	88,950
TOTAL ITSD	3,000	23,286	20,232	12,950	9,418	23,064	91,950
POLICE							
HELICOPTER REPLACEMENT	0	7,585	0	0	0	0	7,585
TOTAL POLICE	0	7,585	0	0	0	0	7,585
TRANSPORTATION & CAPITAL IMPROVEMENTS							
FY 2024 DISTRICT 1 INFRASTRUCTURE IMPROVEMENTS	333	167	0	0	0	0	500
FY 2024 DISTRICT 3 INFRASTRUCTURE IMPROVEMENTS	0	500	0	0	0	0	500
FY 2024 DISTRICT 4 INFRASTRUCTURE IMPROVEMENTS	196	304	0	0	0	0	500
FY 2024 DISTRICT 5 INFRASTRUCTURE IMPROVEMENTS	500	0	0	0	0	0	500
FY 2024 DISTRICT 8 INFRASTRUCTURE IMPROVEMENTS	500	0	0	0	0	0	500
FY 2024 DISTRICT 9 INFRASTRUCTURE IMPROVEMENTS	0	500	0	0	0	0	500
SAPD K9 FACILITY RELOCATION	455	933	0	0	0	0	1,388
TOTAL TRANSPORTATION & CAPITAL IMPROVEMENTS	1,984	2,404	0	0	0	0	4,388
TOTAL UNISSUED TAX NOTES	9,984	38,275	25,232	17,950	14,418	28,064	133,923
UNISSUED TAXABLE SELF-SUPPORTING CERTIFICATES OF OBLIGATION							
NON DEPARTMENTAL							
MUNICIPAL ON-SITE SOLAR	1,014	0	0	0	0	0	1,014
TOTAL NON DEPARTMENTAL	1,014	0	0	0	0	0	1,014
TOTAL UNISSUED TAXABLE SELF-SUPPORTING CERTIFICATES OF OBLIGATION	1,014	0	0	0	0	0	1,014
Grand Total	1,157,522	1,727,690	610,987	204,814	206,524	192,576	4,100,113

APPROPRIATION PLAN

Appropriation Plan

Table 1

Table 1-APPROPRIATION PLAN

**SUMMARY OF CAPITAL IMPROVEMENTS PROGRAM BY REVENUE SOURCE
For FY 2026 Through FY 2031
(Dollars In Thousands)**

REVENUE SOURCE	FY 2026	FY 2027	FY 2028	FY 2029	FY 2030	FY 2031	TOTAL
2007 G.O. BONDS							
PRIOR DEBT PROCEEDS	2,189	0	0	0	0	0	2,189
TOTAL 2007 G.O. BONDS	2,189	0	0	0	0	0	2,189
2012 G.O. BONDS							
2012 GO STREET IMPROVEMENT BOND	36	0	0	0	0	0	36
PRIOR DEBT PROCEEDS	2,132	0	0	0	0	0	2,132
TOTAL 2012 G.O. BONDS	2,168	0	0	0	0	0	2,168
2017 G.O. BONDS							
2017 GO DRAINAGE IMPROVEMENT BOND	3,111	0	0	0	0	0	3,111
2017 GO STREET IMPROVEMENT BOND	504	0	0	0	0	0	504
PRIOR DEBT PROCEEDS	7,098	0	0	0	0	0	7,098
TOTAL 2017 G.O. BONDS	10,713	0	0	0	0	0	10,713
2022 G.O. BONDS							
2022 GO DRAINAGE IMPROVEMENT BOND	1,589	0	0	0	0	0	1,589
2022 GO PUBLIC SAFETY FACILITIES IMPROVEMENT BOND	925	0	0	0	0	0	925
TOTAL 2022 G.O. BONDS	2,514	0	0	0	0	0	2,514
AVIATION FUNDING							
AIRPORT IMPROVEMENT & CONTINGENCY FUND	900	63	522	552	576	0	2,613
AIRPORT IMPROVEMENT PROGRAM GRANT	75	3,833	39,272	1,528	0	0	44,708
CUSTOMER FACILITY CHARGE	2,658	2,640	2,640	2,640	2,640	2,416	15,634
GENERAL AIRPORT REVENUE BOND	56,997	41,601	39,087	63,566	108,960	86,166	396,377
STINSON REVOLVING FUND	610	2,150	50	50	0	0	2,860
TEXAS DEPARTMENT OF TRANSPORTATION	90	50	50	50	0	0	240
TOTAL AVIATION FUNDING	61,330	50,337	81,621	68,386	112,176	88,582	462,432
CERTIFICATES OF OBLIGATION							
2024 CERTIFICATES OF OBLIGATION	634	0	0	0	0	0	634
2025 CERTIFICATES OF OBLIGATION	3,740	0	0	0	0	0	3,740
PRIOR DEBT PROCEEDS	4,418	0	0	0	0	0	4,418
PRIOR DEBT PROCEEDS - CERTIFICATES OF OBLIGATION	3,208	0	0	0	0	0	3,208
UNISSUED CERTIFICATES OF OBLIGATION	92,340	73,130	75,430	61,630	61,630	61,630	425,790
TOTAL CERTIFICATES OF OBLIGATION	104,340	73,130	75,430	61,630	61,630	61,630	437,790
OTHER							

REVENUE SOURCE	FY 2026	FY 2027	FY 2028	FY 2029	FY 2030	FY 2031	TOTAL
OTHER							
ADVANCED TRANSPORTATION DISTRICT	16,412	4,300	4,300	4,300	4,300	4,300	37,912
GENERAL FUND	5,580	0	0	0	0	0	5,580
MUNICIPAL FACILITIES CORPORATION	10,000	10,000	10,000	10,000	10,000	10,000	60,000
PREVIOUSLY AUTHORIZED FUNDS	2,000	0	0	0	0	0	2,000
PROP 2 - 2015 PARKS DEVELOPMENT AND EXPANSION VENUE	659	0	0	0	0	0	659
RESILIENCY, ENERGY EFFICIENCY, & SUSTAINABILITY FUND (REES)	2,600	0	0	0	0	0	2,600
RIGHT OF WAY FUND	2,000	0	0	0	0	0	2,000
STORM WATER OPERATING FUND	5,300	0	0	0	0	0	5,300
STORM WATER REGIONAL FACILITIES FUND	9,300	0	0	0	0	0	9,300
TEXAS PUBLIC FACILITY CORPORATION	500	0	0	0	0	0	500
TREE PRESERVATION FUND	2,334	0	0	0	0	0	2,334
TOTAL OTHER	56,685	14,300	14,300	14,300	14,300	14,300	128,185
SELF-SUPPORTING CERTIFICATES OF OBLIGATION							
UNISSUED SELF-SUPPORTING CERTIFICATES OF OBLIGATION	0	0	3,000	0	4,000	0	7,000
TOTAL SELF-SUPPORTING CERTIFICATES OF OBLIGATION	0	0	3,000	0	4,000	0	7,000
STORM WATER REVENUE BONDS							
STORM WATER REVENUE BONDS	112	0	0	0	0	0	112
TOTAL STORM WATER REVENUE BONDS	112	0	0	0	0	0	112
TAX NOTES							
PRIOR DEBT PROCEEDS	1,754	0	0	0	0	0	1,754
PRIOR DEBT PROCEEDS - TAX NOTES	2,900	0	0	0	0	0	2,900
UNISSUED TAX NOTES	27,015	19,960	25,975	17,200	13,400	25,985	129,535
TOTAL TAX NOTES	31,669	19,960	25,975	17,200	13,400	25,985	134,189
TOTAL REVENUE SOURCES	271,720	157,727	200,326	161,516	205,506	190,497	1,187,292

Appropriation Plan

Table 2

Table 2-APPROPRIATION PLAN

**SUMMARY OF CAPITAL IMPROVEMENTS PROGRAM BY FUNCTION AND PROGRAM
For FY 2026 Through FY 2031
(Dollars In Thousands)**

FUNCTION / PROGRAM	FY 2026	FY 2027	FY 2028	FY 2029	FY 2030	FY 2031	TOTAL
GENERAL GOVERNMENT							
INFORMATION TECHNOLOGY	17,330	14,960	20,975	12,200	8,400	20,985	94,850
MUNICIPAL FACILITIES	19,340	10,000	5,000	5,000	5,000	5,000	49,340
TOTAL GENERAL GOVERNMENT	36,670	24,960	25,975	17,200	13,400	25,985	144,190
PUBLIC HEALTH & SAFETY							
DRAINAGE	37,564	0	0	0	0	0	37,564
FIRE PROTECTION	200	5,950	10,000	0	0	0	16,150
LAW ENFORCEMENT	14,822	0	0	0	0	0	14,822
TOTAL PUBLIC HEALTH & SAFETY	52,586	5,950	10,000	0	0	0	68,536
RECREATION & CULTURE							
LIBRARIES	275	0	0	0	0	0	275
PARKS	18,549	13,800	16,800	10,000	14,000	10,000	83,149
TOTAL RECREATION & CULTURE	18,824	13,800	16,800	10,000	14,000	10,000	83,424
TRANSPORTATION							
AIR TRANSPORTATION	61,330	50,337	81,621	68,386	112,176	88,582	462,432
STREETS	102,310	62,680	65,930	65,930	65,930	65,930	428,710
TOTAL TRANSPORTATION	163,640	113,017	147,551	134,316	178,106	154,512	891,142
TOTAL CAPITAL PLAN	271,720	157,727	200,326	161,516	205,506	190,497	1,187,292



Appropriation Plan

Table 3

Table 3-APPROPRIATION PLAN

**CAPITAL IMPROVEMENTS PROGRAM BY FUNCTION, PROGRAM, AND PROJECT
For FY 2026 Through FY 2031
(Dollars In Thousands)**

FUNCTION / PROGRAM / PROJECT	FY 2026	FY 2027	FY 2028	FY 2029	FY 2030	FY 2031	TOTAL
GENERAL GOVERNMENT							
INFORMATION TECHNOLOGY							
FINANCIAL SYSTEM UPGRADE	2,900	0	0	0	0	0	2,900
PUBLIC SAFETY CAD SYSTEM UPGRADE	3,000	0	0	0	0	0	3,000
TECHNOLOGY TRANSFORMATION PROJECT	11,430	14,960	20,975	12,200	8,400	20,985	88,950
TOTAL INFORMATION TECHNOLOGY	17,330	14,960	20,975	12,200	8,400	20,985	94,850
MUNICIPAL FACILITIES							
CITY CLERK ARCHIVES DIGITIZATION	1,240	0	0	0	0	0	1,240
CITY TOWER MAINTENANCE	2,000	0	0	0	0	0	2,000
CITYWIDE FACILITY NEEDS	5,000	5,000	5,000	5,000	5,000	5,000	30,000
DEFENSE HEALTH AGENCY	5,000	5,000	0	0	0	0	10,000
ELECTRICAL VEHICLE CHARGING	600	0	0	0	0	0	600
HGCC EXHIBIT HALL 3 PLUMBING IMPROVEMENT	500	0	0	0	0	0	500
RESERVE FOR FUTURE CAPITAL PROJECTS	5,000	0	0	0	0	0	5,000
TOTAL MUNICIPAL FACILITIES	19,340	10,000	5,000	5,000	5,000	5,000	49,340
TOTAL GENERAL GOVERNMENT	36,670	24,960	25,975	17,200	13,400	25,985	144,190
PUBLIC HEALTH & SAFETY							
DRAINAGE							
ALAMODOME PUMP STATION REPLACEMENT	850	0	0	0	0	0	850
ALLSUP FLAGLE AREA DRAINAGE	590	0	0	0	0	0	590
BEITEL CREEK DRAINAGE	8,000	0	0	0	0	0	8,000
BUDDING CULVERT REPLACEMENT	360	0	0	0	0	0	360
E. ANSLEY AREA STREET RECONSTRUCTION	940	0	0	0	0	0	940
ELMENDORF LAKE DAM IMPROVEMENTS	1,800	0	0	0	0	0	1,800
FRIO CITY ROAD OUTFALL PHASE 1	104	0	0	0	0	0	104
FY2026 CMP REHABILITATION	3,000	0	0	0	0	0	3,000
GRISSOM ROAD LWC	150	0	0	0	0	0	150
LOWER FRENCH CREEK DRAINAGE (LOW BID LANE TO LEON CREEK)	6,500	0	0	0	0	0	6,500
LYNGROVE AND WINDBROOK AREA DRAINAGE	720	0	0	0	0	0	720
OLD O'CONNOR ROAD LWC	3,299	0	0	0	0	0	3,299
OLYMPIA DRIVE PH II DRAINAGE	1,050	0	0	0	0	0	1,050
RIVER WALK GATE 3 REPAIR	4,500	0	0	0	0	0	4,500
VALLEY HI AREA DRAINAGE - MEDINA BASE PHASE 1	5,700	0	0	0	0	0	5,700
TOTAL DRAINAGE	37,563	0	0	0	0	0	37,563
FIRE PROTECTION							
FIRE STATION 37 SEWAGE LINE RERUN	200	0	0	0	0	0	200

FUNCTION / PROGRAM / PROJECT	FY 2026	FY 2027	FY 2028	FY 2029	FY 2030	FY 2031	TOTAL
FIRE STATION REPLACEMENT	0	5,950	10,000	0	0	0	15,950
TOTAL FIRE PROTECTION	200	5,950	10,000	0	0	0	16,150
LAW ENFORCEMENT							
HELICOPTER REPLACEMENT	7,585	0	0	0	0	0	7,585
SOUTH FLORES POLICE SUBSTATION	7,238	0	0	0	0	0	7,238
TOTAL LAW ENFORCEMENT	14,823	0	0	0	0	0	14,823
TOTAL PUBLIC HEALTH & SAFETY	52,586	5,950	10,000	0	0	0	68,536
RECREATION & CULTURE							
LIBRARIES							
CODY LIBRARY HVAC	275	0	0	0	0	0	275
TOTAL LIBRARIES	275	0	0	0	0	0	275
PARKS							
CITYWIDE CREEKWAY TRAIL DEVELOPMENT	147	0	0	0	0	0	147
CONCEPCION PARK	70	0	0	0	0	0	70
DAVIS SCOTT YMCA	3,207	0	0	0	0	0	3,207
EDWARDS AQUIFER PROTECTION PROGRAM	10,000	10,000	10,000	10,000	10,000	10,000	60,000
GOLF COURSE IMPROVEMENTS	0	0	3,000	0	4,000	0	7,000
HARLANDALE PARK	65	0	0	0	0	0	65
LEON CREEK (QUINTANA RD TO I-35)	512	0	0	0	0	0	512
LINEAR GREENWAY TRAILS	354	0	0	0	0	0	354
NEW PARKS AT NOPAL STREET AND SOUTH GEVERS STREET	150	0	0	0	0	0	150
O.P. SCHNABEL PARK	150	0	0	0	0	0	150
OLMOS BASIN PARK	35	0	0	0	0	0	35
PARK SHADE REPLACEMENT	3,800	3,800	3,800	0	0	0	11,400
TIMBER RIDGE PARK	58	0	0	0	0	0	58
TOTAL PARKS	18,548	13,800	16,800	10,000	14,000	10,000	83,148
TOTAL RECREATION & CULTURE	18,823	13,800	16,800	10,000	14,000	10,000	83,423
TRANSPORTATION							
AIR TRANSPORTATION							
AIRFIELD SAFETY ENHANCEMENTS & IMPROVEMENTS PROGRAM (ASEIP)	2,983	15,429	56,482	5,300	0	0	80,194
ARFF RINGDOWN SYSTEM	400	0	0	0	0	0	400
BAGGAGE HANDLING SYSTEM EXPANSION	1,942	1,658	0	0	0	0	3,600
CONRAC UPGRADES - PHASE 2	2,658	2,640	2,640	2,640	2,640	2,416	15,634
DE-ICING FACILITY - B AND C GATES	0	212	1,788	0	0	0	2,000
MAINTENANCE FACILITY CHARGING STATION EXPANSION	294	0	0	0	0	0	294
NETWORK EOL REPLACEMENT	0	63	522	552	576	0	1,713
NEW PARKING STRUCTURE AND GROUND TRANSPORTATION CENTER (TERMINAL C PARKING GARAGE)	0	12,500	0	0	0	0	12,500
REMOTE TRANSMITTER RECEIVER F RELOCATION	1,432	1,211	29	0	0	0	2,672
STINSON - BUILDING MODIFICATIONS-FY26	100	0	0	0	0	0	100
STINSON - BUILDING MODIFICATIONS-FY27	0	100	0	0	0	0	100
STINSON - BUILDING MODIFICATIONS-FY28	0	0	100	0	0	0	100

FUNCTION / PROGRAM / PROJECT	FY 2026	FY 2027	FY 2028	FY 2029	FY 2030	FY 2031	TOTAL
STINSON - BUILDING MODIFICATIONS-FY29	0	0	0	100	0	0	100
STINSON - SIX MILE CREEK STABILIZATION	100	900	0	0	0	0	1,000
STINSON - SOUTH OF RW 10/28 FENCE	300	1,200	0	0	0	0	1,500
STINSON - TERMINAL RESTROOM RENOVATIONS	200	0	0	0	0	0	200
TERMINAL A/B RECONFIGURATION AND REHABILITATION	8,232	14,424	20,060	59,794	108,960	86,166	297,636
TERMINAL A+B CONNECTOR	1,600	0	0	0	0	0	1,600
TERMINAL B EMERGENCY GENERATOR REPLACEMENT	589	0	0	0	0	0	589
TERMINAL DEVELOPMENT PROGRAM	40,000	0	0	0	0	0	40,000
YELLOW LOT IMPROVEMENTS	500	0	0	0	0	0	500
TOTAL AIR TRANSPORTATION	61,330	50,337	81,621	68,386	112,176	88,582	462,432
STREETS							
CULEBRA ROAD (IH-10 TO CALLAGHAN ROAD)	160	0	0	0	0	0	160
FLORES STREET (CESAR CHAVEZ TO MARTIN ST)	400	0	0	0	0	0	400
FY 2026 AUDIBLE PEDESTRIAN IMPROVEMENTS	312	0	0	0	0	0	312
FY 2026 INTELLIGENT TRAFFIC SYSTEM	1,600	0	0	0	0	0	1,600
FY 2026 SCHOOL PEDESTRIAN SAFETY PROGRAM	1,000	0	0	0	0	0	1,000
FY 2026 SIDEWALK PROGRAM	11,000	0	0	0	0	0	11,000
FY 2026 TRAFFIC CALMING PROGRAM	1,000	0	0	0	0	0	1,000
FY 2026 TRAFFIC SIGNAL COMMUNICATIONS	700	0	0	0	0	0	700
FY 2026 VISION ZERO	1,000	0	0	0	0	0	1,000
FY 2026 WARRANTED TRAFFIC SIGNALS	1,550	0	0	0	0	0	1,550
FY2026 DISTRICT 1 INFRASTRUCTURE IMPROVEMENTS	1,000	0	0	0	0	0	1,000
FY2026 DISTRICT 10 INFRASTRUCTURE IMPROVEMENTS	1,000	0	0	0	0	0	1,000
FY2026 DISTRICT 2 INFRASTRUCTURE IMPROVEMENTS	1,000	0	0	0	0	0	1,000
FY2026 DISTRICT 3 INFRASTRUCTURE IMPROVEMENTS	1,000	0	0	0	0	0	1,000
FY2026 DISTRICT 4 INFRASTRUCTURE IMPROVEMENTS	1,000	0	0	0	0	0	1,000
FY2026 DISTRICT 5 INFRASTRUCTURE IMPROVEMENTS	1,000	0	0	0	0	0	1,000
FY2026 DISTRICT 6 INFRASTRUCTURE IMPROVEMENTS	1,000	0	0	0	0	0	1,000
FY2026 DISTRICT 7 INFRASTRUCTURE IMPROVEMENTS	1,000	0	0	0	0	0	1,000
FY2026 DISTRICT 8 INFRASTRUCTURE IMPROVEMENTS	1,000	0	0	0	0	0	1,000
FY2026 DISTRICT 9 INFRASTRUCTURE IMPROVEMENTS	1,000	0	0	0	0	0	1,000
INTERSECTION IMPROVEMENTS PEDESTRIAN DETECTION	540	0	0	0	0	0	540
NORTH NEW BRAUNFELS AV PH 2 (E HOUSTON ST. - PASO HONDO ST.)	160	0	0	0	0	0	160
RIVER WALK - SIDEWALKS RENOVATION	2,500	0	0	0	0	0	2,500
SOUTH BRAZOS STREET (ALAZAN CREEK TO APACHE CREEK)	628	0	0	0	0	0	628
STREET LIGHT PROGRAM	5,080	0	0	0	0	0	5,080
STREET MAINTENANCE PROGRAM	64,680	62,680	65,930	65,930	65,930	65,930	391,080
TOTAL STREETS	102,310	62,680	65,930	65,930	65,930	65,930	428,710
TOTAL TRANSPORTATION	163,640	113,017	147,551	134,316	178,106	154,512	891,142
GRAND TOTAL	271,719	157,727	200,326	161,516	205,506	190,497	1,187,291



Appropriation Plan

Table 4

Table 4-APPROPRIATION PLAN

**CAPITAL IMPROVEMENTS PROGRAM BY FUNCTION, PROGRAM AND PROJECT
WITH PROJECTED REVENUE SOURCE(S), SCOPE AND COUNCIL DISTRICT LOCATION(S)
For FY 2026 Through FY 2031
(Dollars In Thousands)**

FUNCTION/PROGRAM/PROJ./REV./SCOPE	FY 2026	FY 2027	FY 2028	FY 2029	FY 2030	FY 2031	TOTAL
GENERAL GOVERNMENT							
INFORMATION TECHNOLOGY							
FINANCIAL SYSTEM UPGRADE							
PRIOR DEBT PROCEEDS - TAX NOTES	2,900	0	0	0	0	0	2,900
Total	<u>2,900</u>	<u>0</u>	<u>0</u>	<u>0</u>	<u>0</u>	<u>0</u>	<u>2,900</u>
Council District(s)	Project (09-00137) - This project will provide funding for the upgrade of the City's financial system.						
CW							
PUBLIC SAFETY CAD SYSTEM UPGRADE							
UNISSUED TAX NOTES	3,000	0	0	0	0	0	3,000
Total	<u>3,000</u>	<u>0</u>	<u>0</u>	<u>0</u>	<u>0</u>	<u>0</u>	<u>3,000</u>
Council District(s)	Project (09-00173) - The upgrade to the CAD system will be conducted in two phases. First phase is implementing the supporting network, compute, storage, memory, virtual and database infrastructure to host a "High Availability Always On" Windows server failover clustering solution that will provide an enterprise-level reliability to the CAD environment. The second phase is the creation of a CJIS-Compliant "COSA-Untrusted" public safety domain to be known as the Alamo Area Regional Public Safety (AARPS) Domain.						
CW							
TECHNOLOGY TRANSFORMATION PROJECT							
UNISSUED TAX NOTES	11,430	14,960	20,975	12,200	8,400	20,985	88,950
Total	<u>11,430</u>	<u>14,960</u>	<u>20,975</u>	<u>12,200</u>	<u>8,400</u>	<u>20,985</u>	<u>88,950</u>
Council District(s)	Project (09-00187) - The Technology Transformation Capital Program supports the acquisition, replacement, expansion, and improvement of technology assets and services that enable City operations, enhance public service delivery, and protect critical infrastructure. This program addresses new and evolving technology needs, the replacement of aging or end-of-life systems and infrastructure, and strategic IT investments that strengthen operational effectiveness, service security, and long-term sustainability in alignment with the City's strategic goals and asset planning practices.						
CW							
TOTAL INFORMATION TECHNOLOGY	17,330	14,960	20,975	12,200	8,400	20,985	94,850

GENERAL GOVERNMENT

MUNICIPAL FACILITIES

CITY CLERK ARCHIVES DIGITIZATION

2025 CERTIFICATES OF OBLIGATION	1,240	0	0	0	0	0	1,240
Total	1,240	0	0	0	0	0	1,240

Council District(s)
CW

Project (02-00001) - This project will create a digital archive to restore, preserve, and protect historic documentation for future generations. Digitizing the archival records will increase accessibility, communication, and awareness, to the public via our online Digital Collection.

CITY TOWER MAINTENANCE

UNISSUED CERTIFICATES OF OBLIGATION	2,000	0	0	0	0	0	2,000
Total	2,000	0	0	0	0	0	2,000

Council District(s)
1

Project (35-00356) - This project will improve the condition and extend the lifecycle of City Tower and building systems.

CITYWIDE FACILITY NEEDS

UNISSUED TAX NOTES	5,000	5,000	5,000	5,000	5,000	5,000	30,000
Total	5,000	5,000	5,000	5,000	5,000	5,000	30,000

Council District(s)
CW

Project (35-00001) - This project provides funding for citywide maintenance facility needs.

DEFENSE HEALTH AGENCY

UNISSUED CERTIFICATES OF OBLIGATION	5,000	5,000	0	0	0	0	10,000
Total	5,000	5,000	0	0	0	0	10,000

Council District(s)
2

Project (48-00001) - This project is to consolidate approximately 600 positions from Falls Church, VA, to a renovated building, South Beach, on Joint Base San Antonio.

ELECTRICAL VEHICLE CHARGING

RESILIENCY, ENERGY EFFICIENCY, & SUSTAINABILITY FUND (REES)	600	0	0	0	0	0	600
Total	600	0	0	0	0	0	600

Council District(s)
CW

Project (35-00303) - This project will upgrade the current electrical capacity and install Electric Vehicle (EV) charging infrastructure at various City facilities.

HGCC EXHIBIT HALL 3 PLUMBING IMPROVEMENT

TEXAS PUBLIC FACILITY CORPORATION	500	0	0	0	0	0	500
Total	500	0	0	0	0	0	500

Council District(s)
2

Project (42-00069) - This project will replace cast iron plumbing above Exhibit Hall 3 of the HBGCC.

GENERAL GOVERNMENT

MUNICIPAL FACILITIES

RESERVE FOR FUTURE CAPITAL PROJECTS

UNISSUED CERTIFICATES OF OBLIGATION	5,000	0	0	0	0	0	5,000
Total	5,000	0	0	0	0	0	5,000

Council District(s)
CW

Project (40-00445) - This project will provide funding for capital projects identified throughout the fiscal year.

TOTAL MUNICIPAL FACILITIES	19,340	10,000	5,000	5,000	5,000	5,000	49,340
TOTAL GENERAL GOVERNMENT	36,670	24,960	25,975	17,200	13,400	25,985	144,190

PUBLIC HEALTH & SAFETY

DRAINAGE

ALAMODOME PUMP STATION REPLACEMENT

STORM WATER OPERATING FUND	850	0	0	0	0	0	850
Total	850	0	0	0	0	0	850

Council District(s)
2

Project (23-04161) - This project provides funding to replace the deteriorating pumps at the Alamodome Pump Station. These pumps are responsible for preventing flooding on Montana Street and IH37 access road during storm events.

ALLSUP FLAGLE AREA DRAINAGE

UNISSUED CERTIFICATES OF OBLIGATION	590	0	0	0	0	0	590
Total	590	0	0	0	0	0	590

Council District(s)
5

Project (23-04137) - This project provides funding for the design for the new underground drainage system at the Allsup and Flagle area intersection. This is a Hazard Mitigation Action Plan project.

BEITEL CREEK DRAINAGE

PRIOR DEBT PROCEEDS	7,000	0	0	0	0	0	7,000
STORM WATER OPERATING FUND	1,000	0	0	0	0	0	1,000
Total	8,000	0	0	0	0	0	8,000

Council District(s)
2

Project (23-04217) - This project will repair the damaged roadway, drainage systems, related infrastructure and equipment at two sites along Beitel Creek: (1) Vicar Drive to Loop 410 and (2) Vicar Drive at Perrin Beitel, caused by the severe rainfall event on June 12, 2025. Project will not eliminate the low water crossing.

BUDDING CULVERT REPLACEMENT

UNISSUED CERTIFICATES OF OBLIGATION	360	0	0	0	0	0	360
Total	360	0	0	0	0	0	360

Council District(s)
9

Project (23-04138) - Provides funding to improve the existing culvert and channel with a water quality zone. This project is on the Hazard Mitigation Action Plan.

PUBLIC HEALTH & SAFETY

DRAINAGE

E. ANSLEY AREA STREET RECONSTRUCTION

UNISSUED CERTIFICATES OF OBLIGATION	940	0	0	0	0	0	940
Total	940	0	0	0	0	0	940

Council District(s)
3

Project (23-04134) - This project provides funding for culvert upgrades and street reconstruction and removing properties from local flooding. This is a Hazard Mitigation Action Plan project.

ELMENDORF LAKE DAM IMPROVEMENTS

STORM WATER REGIONAL FACILITIES FUND	1,800	0	0	0	0	0	1,800
Total	1,800	0	0	0	0	0	1,800

Council District(s)
1

Project (23-04133) - This project provides funding for dam repairs to restore structural integrity for flood events.

FRIO CITY ROAD OUTFALL PHASE 1

TREE PRESERVATION FUND	104	0	0	0	0	0	104
Total	104	0	0	0	0	0	104

Council District(s)
5

Project (23-03933) - Upgrade an underground storm drain system which may include associated roadway reconstruction, curbs, sidewalks, and driveway approaches, as applicable. This is a Hazard Mitigation Action Plan project.

FY2026 CMP REHABILITATION

STORM WATER OPERATING FUND	3,000	0	0	0	0	0	3,000
Total	3,000	0	0	0	0	0	3,000

Council District(s)
CW

Project (23-04215) - This project provides funding to use trenchless applications to rehabilitate degrading Corrugated Metal Pipe (CMP) throughout the city.

GRISSOM ROAD LWC

STORM WATER OPERATING FUND	150	0	0	0	0	0	150
Total	150	0	0	0	0	0	150

Council District(s)
6

Project (23-04219) - This project will repair the damaged roadway, drainage systems, related infrastructure and equipment at the Grissom Road low-water crossing site, caused by the severe rainfall event on June 12, 2025. Project will not eliminate the low water crossing.

LOWER FRENCH CREEK DRAINAGE (LOW BID LANE TO LEON CREEK)

STORM WATER REGIONAL FACILITIES FUND	6,500	0	0	0	0	0	6,500
Total	6,500	0	0	0	0	0	6,500

Council District(s)
6 7

Project (23-03936) - Construct improved low water crossings, driveway culverts, and channel improvements as applicable. This is a Hazard Mitigation Action Plan project to increase creek conveyance.

PUBLIC HEALTH & SAFETY

DRAINAGE

LYNGROVE AND WINDBROOK AREA DRAINAGE

UNISSUED CERTIFICATES OF OBLIGATION	720	0	0	0	0	0	720
Total	720	0	0	0	0	0	720

Council District(s)
8

Project (23-04136) - This project provides funding for a new underground drainage system, removing homes from local flooding. This is a Hazard Mitigation Action Plan project.

OLD O'CONNOR ROAD LWC

2024 CERTIFICATES OF OBLIGATION	159	0	0	0	0	0	159
PRIOR DEBT PROCEEDS	2,728	0	0	0	0	0	2,728
STORM WATER OPERATING FUND	300	0	0	0	0	0	300
STORM WATER REVENUE BONDS	112	0	0	0	0	0	112
Total	3,299	0	0	0	0	0	3,299

Council District(s)
10

Project (23-04218) - This project will repair the damaged roadway, drainage systems, related infrastructure and equipment at the Old O'Connor Road low-water crossing site, caused by the severe rainfall event on June 12, 2025. Project will not eliminate the low water crossing.

OLYMPIA DRIVE PH II DRAINAGE

UNISSUED CERTIFICATES OF OBLIGATION	1,050	0	0	0	0	0	1,050
Total	1,050	0	0	0	0	0	1,050

Council District(s)
1

Project (23-04135) - This project provides funding for channel Improvements and improving an undersized underground drainage system. This is a Hazard Mitigation Action Plan project.

RIVER WALK GATE 3 REPAIR

UNISSUED CERTIFICATES OF OBLIGATION	4,500	0	0	0	0	0	4,500
Total	4,500	0	0	0	0	0	4,500

Council District(s)
1

Project (19-00045) - This project includes new mechanical equipment installation and modification to the structure for secondary drive support. Electrical repairs to include cable and conduit, electrical pullboxes, SCASA programming, and hardware as well as miscellaneous repairs and painting to concrete superstructure, recoat gate and superstructure.

PUBLIC HEALTH & SAFETY

DRAINAGE

VALLEY HI AREA DRAINAGE - MEDINA BASE PHASE 1

2017 GO DRAINAGE IMPROVEMENT BOND	3,111	0	0	0	0	0	3,111
2022 GO DRAINAGE IMPROVEMENT BOND	1,589	0	0	0	0	0	1,589
STORM WATER REGIONAL FACILITIES FUND	1,000	0	0	0	0	0	1,000
Total	5,700	0	0	0	0	0	5,700

Council District(s)
4

Project (23-03947) - Install an underground storm drain system which may include improvements to two low water crossings, reconstruction of existing roadside earthen ditches and associated roadway reconstruction, curbs, sidewalks, and driveway approaches as applicable.

TOTAL DRAINAGE

37,563	0	0	0	0	0	0	37,563
---------------	----------	----------	----------	----------	----------	----------	---------------

PUBLIC HEALTH & SAFETY

FIRE PROTECTION

FIRE STATION 37 SEWAGE LINE RERUN

2024 CERTIFICATES OF OBLIGATION	200	0	0	0	0	0	200
Total	200	0	0	0	0	0	200

Council District(s)
8

Project (20-00046) - This project will replace and rerun the existing sewage line underneath Fire Station 37 to the sewage tap across Vance Jackson.

FIRE STATION REPLACEMENT

UNISSUED CERTIFICATES OF OBLIGATION	0	5,950	10,000	0	0	0	15,950
Total	0	5,950	10,000	0	0	0	15,950

Council District(s)
CW

Project (23-04151) - Construct a new fire station to replace an existing fire station.

TOTAL FIRE PROTECTION

200	5,950	10,000	0	0	0	0	16,150
------------	--------------	---------------	----------	----------	----------	----------	---------------

PUBLIC HEALTH & SAFETY

LAW ENFORCEMENT

HELICOPTER REPLACEMENT

UNISSUED TAX NOTES	7,585	0	0	0	0	0	7,585
Total	7,585	0	0	0	0	0	7,585

Council District(s)
CW

Project (17-00044) - This project will replace three H120 helicopters that have reached end of life with H125 Helicopters.

PUBLIC HEALTH & SAFETY

LAW ENFORCEMENT

SOUTH FLORES POLICE SUBSTATION

2022 GO PUBLIC SAFETY FACILITIES IMPROVEMENT BOND	925	0	0	0	0	0	925
PRIOR DEBT PROCEEDS	6,313	0	0	0	0	0	6,313
Total	<u>7,238</u>	<u>0</u>	<u>0</u>	<u>0</u>	<u>0</u>	<u>0</u>	<u>7,238</u>

Council District(s)
3

Project (23-04045) - -- Construct a new police substation on the City's southeast side.

TOTAL LAW ENFORCEMENT

14,823	0	0	0	0	0	14,823
--------	---	---	---	---	---	--------

TOTAL PUBLIC HEALTH & SAFETY

52,586	5,950	10,000	0	0	0	68,536
--------	-------	--------	---	---	---	--------

RECREATION & CULTURE

LIBRARIES

CODY LIBRARY HVAC

2024 CERTIFICATES OF OBLIGATION	275	0	0	0	0	0	275
Total	<u>275</u>	<u>0</u>	<u>0</u>	<u>0</u>	<u>0</u>	<u>0</u>	<u>275</u>

Council District(s)
8

Project (23-04112) - This project provides funding to replace existing HVAC system with new equipment and associated wiring, ductwork and piping.

TOTAL LIBRARIES

275	0	0	0	0	0	275
-----	---	---	---	---	---	-----

RECREATION & CULTURE

PARKS

CITYWIDE CREEKWAY TRAIL DEVELOPMENT

PROP 2 - 2015 PARKS DEVELOPMENT AND EXPANSION VENUE	147	0	0	0	0	0	147
Total	<u>147</u>	<u>0</u>	<u>0</u>	<u>0</u>	<u>0</u>	<u>0</u>	<u>147</u>

Council District(s)
CW

Project (26-00603) - This project provides funding for the acquisition of land to design and construct hike & bike trails along San Antonio creekways.

CONCEPCION PARK

TREE PRESERVATION FUND	70	0	0	0	0	0	70
Total	<u>70</u>	<u>0</u>	<u>0</u>	<u>0</u>	<u>0</u>	<u>0</u>	<u>70</u>

Council District(s)
3

Project (23-03965) - -- Construct general park improvements within available funding which may include a new dog park.

RECREATION & CULTURE

PARKS

DAVIS SCOTT YMCA

PRIOR DEBT PROCEEDS - CERTIFICATES OF OBLIGATION	3,207	0	0	0	0	0	3,207
Total	3,207	0	0	0	0	0	3,207

Council District(s)
2

Project (26-00723) - This project will replace the boiler and air handler system.

EDWARDS AQUIFER PROTECTION PROGRAM

MUNICIPAL FACILITIES CORPORATION	10,000	10,000	10,000	10,000	10,000	10,000	60,000
Total	10,000	10,000	10,000	10,000	10,000	10,000	60,000

Council District(s)
CW

Project (26-00701) - This project provides funding for the acquisition of sensitive land over the Edwards Aquifer Recharge Zone as well as provides funding for low impact development projects.

GOLF COURSE IMPROVEMENTS

UNISSUED SELF-SUPPORTING CERTIFICATES OF OBLIGATION	0	0	3,000	0	4,000	0	7,000
Total	0	0	3,000	0	4,000	0	7,000

Council District(s)
CW

Project (26-00703) - MGA-SA Golf Course Improvements - This project will provide improvements to various city golf courses managed by MGA-SA to ensure their continued viabilities and usage for City residents.

HARLANDALE PARK

TREE PRESERVATION FUND	65	0	0	0	0	0	65
Total	65	0	0	0	0	0	65

Council District(s)
3

Project (23-03986) - -- Construct general park improvements within available funding which may include playground shade enhancements, parking improvements, and pedestrian bridge enhancements.

LEON CREEK (QUINTANA RD TO I-35)

PROP 2 - 2015 PARKS DEVELOPMENT AND EXPANSION VENUE	512	0	0	0	0	0	512
Total	512	0	0	0	0	0	512

Council District(s)
4

Project (26-00665) - This project provides funding for the development of a hike and bike trail project along Leon Creek from Quintana Rd. to I-35.

LINEAR GREENWAY TRAILS

TREE PRESERVATION FUND	354	0	0	0	0	0	354
Total	354	0	0	0	0	0	354

Council District(s)
CW 1

Project (23-04053) - Acquire and preserve open space for the development of multi-use trails along San Antonio creekways, greenways and urban corridors.

RECREATION & CULTURE

PARKS

NEW PARKS AT NOPAL STREET AND SOUTH GEVERS STREET

TREE PRESERVATION FUND	150	0	0	0	0	0	150
Total	150	0	0	0	0	0	150

Council District(s)
3

Project (23-04006) - -- Facilitate the development and construction of two new potential parks in conjunction with storm drainage structures along Nopal Street and South Gevers Street which may include walking trails and site furnishings within available funding.

O.P. SCHNABEL PARK

TREE PRESERVATION FUND	150	0	0	0	0	0	150
Total	150	0	0	0	0	0	150

Council District(s)
7

Project (23-04010) - -- Construct general park improvements within available funding which may include roadway improvements to expand access to park areas, bicycle park, and playground amenities.

OLMOS BASIN PARK

TREE PRESERVATION FUND	35	0	0	0	0	0	35
Total	35	0	0	0	0	0	35

Council District(s)
1

Project (23-04011) - -- Construct general park improvements within available funding which may include the installation of a permanent restroom to service the walking trail area of the park and improvements of the Farmer's Market area.

PARK SHADE REPLACEMENT

UNISSUED CERTIFICATES OF OBLIGATION	3,800	3,800	3,800	0	0	0	11,400
Total	3,800	3,800	3,800	0	0	0	11,400

Council District(s)
CW

Project (26-00713) - Shade improvements at parks

TIMBER RIDGE PARK

TREE PRESERVATION FUND	58	0	0	0	0	0	58
Total	58	0	0	0	0	0	58

Council District(s)
6

Project (23-04026) - -- Construct general park improvements within available funding which may include a splash pad and other site amenities.

TOTAL PARKS	18,548	13,800	16,800	10,000	14,000	10,000	83,148
TOTAL RECREATION & CULTURE	18,823	13,800	16,800	10,000	14,000	10,000	83,423

FUNCTION/PROGRAM/PROJ./REV./SCOPE	FY 2026	FY 2027	FY 2028	FY 2029	FY 2030	FY 2031	TOTAL
-----------------------------------	---------	---------	---------	---------	---------	---------	-------

TRANSPORTATION

AIR TRANSPORTATION

AIRFIELD SAFETY ENHANCEMENTS & IMPROVEMENTS PROGRAM (ASEIP)

AIRPORT IMPROVEMENT PROGRAM GRANT	75	3,833	39,272	1,528	0	0	44,708
GENERAL AIRPORT REVENUE BOND	2,908	11,596	17,210	3,772	0	0	35,486
Total	2,983	15,429	56,482	5,300	0	0	80,194

Council District(s)
CW

Project (33-03348) - This project provides for the rehabilitation of runway 13R-31L, the construction of Storm Line S and improvements to airfield drainage. As the program progresses, an airfield Environmental Impact Statement will inform the scope of additional projects to be accomplished within this program.

ARFF RINGDOWN SYSTEM

AIRPORT IMPROVEMENT & CONTINGENCY FUND	400	0	0	0	0	0	400
Total	400	0	0	0	0	0	400

Council District(s)
CW

Project (33-00349) - Replace the existing ringdown system at SAT to mitigate outages, poor sound quality and dropped calls between the air traffic control tower and the fire station.

BAGGAGE HANDLING SYSTEM EXPANSION

GENERAL AIRPORT REVENUE BOND	1,942	1,658	0	0	0	0	3,600
Total	1,942	1,658	0	0	0	0	3,600

Council District(s)
CW

Project (33-03312) - This project develops an area to accommodate up to three in-line security checked-bag processing lanes, Checked Baggage Inspection System (CBIS) room, mechanical support space, equipment (conveyors), electrical motor apparatus, distribution systems, and other critical devices and systems. The scope includes modifying of existing conveyance controls and systems to meet the demand for a comprehensive complex passing all system test. The scope will include surveillance, access control, electrical notification, mechanical (HVAC), and IT infrastructure.

CONRAC UPGRADES - PHASE 2

CUSTOMER FACILITY CHARGE	2,658	2,640	2,640	2,640	2,640	2,416	15,634
Total	2,658	2,640	2,640	2,640	2,640	2,416	15,634

Council District(s)
CW

Project (33-00353) - Project scopes include enclosure of the atrium, installation of fans in the Quick Turn-Around Area (QTA), correction of drainage problems, replacement of expansion joints and rehabilitation of the irrigation system.

DE-ICING FACILITY - B AND C GATES

GENERAL AIRPORT REVENUE BOND	0	212	1,788	0	0	0	2,000
Total	0	212	1,788	0	0	0	2,000

Council District(s)
CW

Project (33-00354) - This project creates a new de-icing location along Taxiway H to service flights departing on Runway 13R.

TRANSPORTATION

AIR TRANSPORTATION

MAINTENANCE FACILITY CHARGING STATION EXPANSION

GENERAL AIRPORT REVENUE BOND	294	0	0	0	0	0	294
Total	294	0	0	0	0	0	294

Council District(s)
CW

Project (33-03357) - Install 4-6 chargers in the Maintenance Yard parking lot for use by the growing EV fleet. Expand infrastructure to support expansion as fleet continues to grow. Incorporate access to a battery storage system on site for resiliency during emergency operations and ensure readily available power.

NETWORK EOL REPLACEMENT

AIRPORT IMPROVEMENT & CONTINGENCY FUND	0	63	522	552	576	0	1,713
Total	0	63	522	552	576	0	1,713

Council District(s)
CW

Project (33-03339) - This project will replace end of life technology such as data networks, storage, and server IT infrastructure for the San Antonio International Airport and Stinson Municipal Airport.

NEW PARKING STRUCTURE AND GROUND TRANSPORTATION CENTER (TERMINAL C PARKING GARAGE)

GENERAL AIRPORT REVENUE BOND	0	12,500	0	0	0	0	12,500
Total	0	12,500	0	0	0	0	12,500

Council District(s)
CW

Project (33-03350) - Parking garage - phase 1

REMOTE TRANSMITTER RECEIVER F RELOCATION

GENERAL AIRPORT REVENUE BOND	1,432	1,211	29	0	0	0	2,672
Total	1,432	1,211	29	0	0	0	2,672

Council District(s)
CW

Project (33-00341) - This project will include relocation of the existing Remote Transmitter Receiver (RTR) facility to accommodate future development opportunities on the north side of the Airport.

STINSON - BUILDING MODIFICATIONS-FY26

STINSON REVOLVING FUND	10	0	0	0	0	0	10
TEXAS DEPARTMENT OF TRANSPORTATION	90	0	0	0	0	0	90
Total	100	0	0	0	0	0	100

Council District(s)
CW

Project (33-03330) - This project administers the RAMP grant which provides for basic improvements to the Stinson Municipal Airport such as hangar enhancements, fencing, or other airside and landside needs.

TRANSPORTATION

AIR TRANSPORTATION

STINSON - BUILDING MODIFICATIONS-FY27

STINSON REVOLVING FUND	0	50	0	0	0	0	50
TEXAS DEPARTMENT OF TRANSPORTATION	0	50	0	0	0	0	50
Total	<u>0</u>	<u>100</u>	<u>0</u>	<u>0</u>	<u>0</u>	<u>0</u>	<u>100</u>

Council District(s)
CW

Project (33-03331) - This project administers the RAMP grant which provides for basic improvements to the Stinson Municipal Airport such as hangar enhancements, fencing, or other airside and landside needs.

STINSON - BUILDING MODIFICATIONS-FY28

STINSON REVOLVING FUND	0	0	50	0	0	0	50
TEXAS DEPARTMENT OF TRANSPORTATION	0	0	50	0	0	0	50
Total	<u>0</u>	<u>0</u>	<u>100</u>	<u>0</u>	<u>0</u>	<u>0</u>	<u>100</u>

Council District(s)
CW

Project (33-03345) - This project administers the RAMP grant which provides for basic improvements to the Stinson Municipal Airport such as hangar enhancements, fencing, or other airside and landside needs.

STINSON - BUILDING MODIFICATIONS-FY29

STINSON REVOLVING FUND	0	0	0	50	0	0	50
TEXAS DEPARTMENT OF TRANSPORTATION	0	0	0	50	0	0	50
Total	<u>0</u>	<u>0</u>	<u>0</u>	<u>100</u>	<u>0</u>	<u>0</u>	<u>100</u>

Council District(s)
CW

Project (33-03346) - This project administers the RAMP grant which provides for basic improvements to the Stinson Municipal Airport such as hangar enhancements, fencing, or other airside and landside needs.

STINSON - SIX MILE CREEK STABILIZATION

STINSON REVOLVING FUND	100	900	0	0	0	0	1,000
Total	<u>100</u>	<u>900</u>	<u>0</u>	<u>0</u>	<u>0</u>	<u>0</u>	<u>1,000</u>

Council District(s)
CW

Project (33-00351) - Provide creek bed stabilization to halt erosion in the area.

STINSON - SOUTH OF RW 10/28 FENCE

STINSON REVOLVING FUND	300	1,200	0	0	0	0	1,500
Total	<u>300</u>	<u>1,200</u>	<u>0</u>	<u>0</u>	<u>0</u>	<u>0</u>	<u>1,500</u>

Council District(s)
CW

Project (33-00355) - Install security fence along the tree line south of Runway 10/28 to eliminate potential incursions to the airfield.

TRANSPORTATION

AIR TRANSPORTATION

STINSON - TERMINAL RESTROOM RENOVATIONS

STINSON REVOLVING FUND	200	0	0	0	0	0	200
Total	200	0	0	0	0	0	200

Council District(s)
CW

Project (33-03362) - This is a partial renovation of the terminal restrooms at Stinson to install automatic plumbing valves and update some other features.

TERMINAL A/B RECONFIGURATION AND REHABILITATION

GENERAL AIRPORT REVENUE BOND	8,232	14,424	20,060	59,794	108,960	86,166	297,636
Total	8,232	14,424	20,060	59,794	108,960	86,166	297,636

Council District(s)
CW

Project (33-03351) - Improvements to existing Terminals A and B to extend useful life through 2045. The scope addresses all building systems and infrastructure; gate and hold room reconfiguration. FY26 begins design with construction in terminal areas starting after the new terminal opens.

TERMINAL A+B CONNECTOR

GENERAL AIRPORT REVENUE BOND	1,600	0	0	0	0	0	1,600
Total	1,600	0	0	0	0	0	1,600

Council District(s)
CW

Project (33-00350) - Design phase for a connector corridor between Terminals A and B, which would allow travelers to walk between gate areas without having to pass through a security check point.

TERMINAL B EMERGENCY GENERATOR REPLACEMENT

GENERAL AIRPORT REVENUE BOND	589	0	0	0	0	0	589
Total	589	0	0	0	0	0	589

Council District(s)
CW

Project (33-03358) - The existing 500 KVA generator unit is natural gas and 15 years old. It is hard to start during weather below 32 degrees and sometimes takes 3 attempts to get online. This project replaces it with diesel unit with belly tank.

TERMINAL DEVELOPMENT PROGRAM

GENERAL AIRPORT REVENUE BOND	40,000	0	0	0	0	0	40,000
Total	40,000	0	0	0	0	0	40,000

Council District(s)
CW

Project (33-03349) - This project provides for the construction of a new terminal and related facilities at the San Antonio International Airport.

TRANSPORTATION

AIR TRANSPORTATION

YELLOW LOT IMPROVEMENTS

AIRPORT IMPROVEMENT & CONTINGENCY FUND	500	0	0	0	0	0	500
Total	500	0	0	0	0	0	500

Council District(s)
CW

Project (33-00352) - Provide additional lighting, install surveillance cameras and provide access control to the new Yellow Lot used for employee parking.

TOTAL AIR TRANSPORTATION

61,330	50,337	81,621	68,386	112,176	88,582	462,432
---------------	---------------	---------------	---------------	----------------	---------------	----------------

TRANSPORTATION

STREETS

CULEBRA ROAD (IH-10 TO CALLAGHAN ROAD)

TREE PRESERVATION FUND	160	0	0	0	0	0	160
Total	160	0	0	0	0	0	160

Council District(s)
1 5

Project (23-03874) - -- Construct pedestrian safety improvements to include roadway, sidewalks, curbs, driveways approaches, bicycle facilities, and other improvements as applicable and within available funding.

FLORES STREET (CESAR CHAVEZ TO MARTIN ST)

TREE PRESERVATION FUND	400	0	0	0	0	0	400
Total	400	0	0	0	0	0	400

Council District(s)
1

Project (23-03863) - The Flores Street project includes full roadway and sidewalk reconstruction, potential pedestrian amenities (i.e., lighting & streetscape), landscaping, joint-bid utilities. This reconstruction will enhance pedestrian, safety, improve landscaping and aesthetics and will provide connectivity to downtown major cultural, educational and entertainment destinations.

FY 2026 AUDIBLE PEDESTRIAN IMPROVEMENTS

ADVANCED TRANSPORTATION DISTRICT	312	0	0	0	0	0	312
Total	312	0	0	0	0	0	312

Council District(s)
CW

Project (23-04214) - This project provides funding to repair, replace, and relocate pushbuttons. Also includes improvements at intersections to include ramp and landing work.

FY 2026 INTELLIGENT TRAFFIC SYSTEM

ADVANCED TRANSPORTATION DISTRICT	1,600	0	0	0	0	0	1,600
Total	1,600	0	0	0	0	0	1,600

Council District(s)
CW

Project (23-04212) - This project provides funding for annual maintenance of KITS Central Traffic Management System and Battery Back Ups.

TRANSPORTATION

STREETS

FY 2026 SCHOOL PEDESTRIAN SAFETY PROGRAM

GENERAL FUND	1,000	0	0	0	0	0	1,000
Total	1,000	0	0	0	0	0	1,000

Council District(s)
CW

Project (23-04205) - This project provides funding to maintain 230 School Flashers, Sign Upgrades at 218 School Zones, Crosswalk Marking Maintenance at 729 School Zones, and installation of 9 Flashing Beacons.

FY 2026 SIDEWALK PROGRAM

ADVANCED TRANSPORTATION DISTRICT	9,000	0	0	0	0	0	9,000
RESILIENCY, ENERGY EFFICIENCY, & SUSTAINABILITY FUND (REES)	2,000	0	0	0	0	0	2,000
Total	11,000	0	0	0	0	0	11,000

Council District(s)
CW

Project (23-04211) - This project provides funding for Construction & Repair of Sidewalks citywide.

FY 2026 TRAFFIC CALMING PROGRAM

GENERAL FUND	1,000	0	0	0	0	0	1,000
Total	1,000	0	0	0	0	0	1,000

Council District(s)
CW

Project (23-04204) - This project provides funding to design and construct traffic safety improvement projects.

FY 2026 TRAFFIC SIGNAL COMMUNICATIONS

ADVANCED TRANSPORTATION DISTRICT	700	0	0	0	0	0	700
Total	700	0	0	0	0	0	700

Council District(s)
CW

Project (23-04213) - This project provides funds for Upgrades to Traffic Signal Communications hardware.

FY 2026 VISION ZERO

ADVANCED TRANSPORTATION DISTRICT	500	0	0	0	0	0	500
GENERAL FUND	500	0	0	0	0	0	500
Total	1,000	0	0	0	0	0	1,000

Council District(s)
CW

Project (46-00020) - This project will provide public outreach, public safety infrastructure improvements, and engineering studies of high crash corridors and intersections for future improvements.

TRANSPORTATION

STREETS

FY 2026 WARRANTED TRAFFIC SIGNALS

PRIOR DEBT PROCEEDS	1,550	0	0	0	0	0	1,550
Total	1,550	0	0	0	0	0	1,550

Council District(s)
CW

Project (23-04216) - This project provides additional funding to build 8 locations designed in FY 25 and design 6 locations studied in FY 25.

FY2026 DISTRICT 1 INFRASTRUCTURE IMPROVEMENTS

UNISSUED CERTIFICATES OF OBLIGATION	1,000	0	0	0	0	0	1,000
Total	1,000	0	0	0	0	0	1,000

Council District(s)
1

Project (23-04220) - General improvements for the design and/or construction of streets, drainage, and other capital improvements on City facilities that meet the eligibility requirements.

FY2026 DISTRICT 10 INFRASTRUCTURE IMPROVEMENTS

UNISSUED CERTIFICATES OF OBLIGATION	1,000	0	0	0	0	0	1,000
Total	1,000	0	0	0	0	0	1,000

Council District(s)
10

Project (23-04229) - General improvements for the design and/or construction of streets, drainage, and other capital improvements on City facilities that meet the eligibility requirements.

FY2026 DISTRICT 2 INFRASTRUCTURE IMPROVEMENTS

UNISSUED CERTIFICATES OF OBLIGATION	1,000	0	0	0	0	0	1,000
Total	1,000	0	0	0	0	0	1,000

Council District(s)
2

Project (23-04221) - General improvements for the design and/or construction of streets, drainage, and other capital improvements on City facilities that meet the eligibility requirements.

FY2026 DISTRICT 3 INFRASTRUCTURE IMPROVEMENTS

UNISSUED CERTIFICATES OF OBLIGATION	1,000	0	0	0	0	0	1,000
Total	1,000	0	0	0	0	0	1,000

Council District(s)
3

Project (23-04222) - General improvements for the design and/or construction of streets, drainage, and other capital improvements on City facilities that meet the eligibility requirements.

TRANSPORTATION

STREETS

FY2026 DISTRICT 4 INFRASTRUCTURE IMPROVEMENTS

UNISSUED CERTIFICATES OF OBLIGATION	1,000	0	0	0	0	0	1,000
Total	<u>1,000</u>	<u>0</u>	<u>0</u>	<u>0</u>	<u>0</u>	<u>0</u>	<u>1,000</u>

Council District(s)
4

Project (23-04223) - General improvements for the design and/or construction of streets, drainage, and other capital improvements on City facilities that meet the eligibility requirements.

FY2026 DISTRICT 5 INFRASTRUCTURE IMPROVEMENTS

UNISSUED CERTIFICATES OF OBLIGATION	1,000	0	0	0	0	0	1,000
Total	<u>1,000</u>	<u>0</u>	<u>0</u>	<u>0</u>	<u>0</u>	<u>0</u>	<u>1,000</u>

Council District(s)
5

Project (23-04224) - General improvements for the design and/or construction of streets, drainage, and other capital improvements on City facilities that meet the eligibility requirements.

FY2026 DISTRICT 6 INFRASTRUCTURE IMPROVEMENTS

UNISSUED CERTIFICATES OF OBLIGATION	1,000	0	0	0	0	0	1,000
Total	<u>1,000</u>	<u>0</u>	<u>0</u>	<u>0</u>	<u>0</u>	<u>0</u>	<u>1,000</u>

Council District(s)
6

Project (23-04225) - General improvements for the design and/or construction of streets, drainage, and other capital improvements on City facilities that meet the eligibility requirements.

FY2026 DISTRICT 7 INFRASTRUCTURE IMPROVEMENTS

UNISSUED CERTIFICATES OF OBLIGATION	1,000	0	0	0	0	0	1,000
Total	<u>1,000</u>	<u>0</u>	<u>0</u>	<u>0</u>	<u>0</u>	<u>0</u>	<u>1,000</u>

Council District(s)
7

Project (23-04226) - General improvements for the design and/or construction of streets, drainage, and other capital improvements on City facilities that meet the eligibility requirements.

FY2026 DISTRICT 8 INFRASTRUCTURE IMPROVEMENTS

UNISSUED CERTIFICATES OF OBLIGATION	1,000	0	0	0	0	0	1,000
Total	<u>1,000</u>	<u>0</u>	<u>0</u>	<u>0</u>	<u>0</u>	<u>0</u>	<u>1,000</u>

Council District(s)
8

Project (23-04227) - General improvements for the design and/or construction of streets, drainage, and other capital improvements on City facilities that meet the eligibility requirements.

TRANSPORTATION

STREETS

FY2026 DISTRICT 9 INFRASTRUCTURE IMPROVEMENTS

UNISSUED CERTIFICATES OF OBLIGATION	1,000	0	0	0	0	0	1,000
Total	1,000	0	0	0	0	0	1,000

Council District(s)
9

Project (23-04228) - General improvements for the design and/or construction of streets, drainage, and other capital improvements on City facilities that meet the eligibility requirements.

INTERSECTION IMPROVEMENTS PEDESTRIAN DETECTION

2012 GO STREET IMPROVEMENT BOND	36	0	0	0	0	0	36
2017 GO STREET IMPROVEMENT BOND	504	0	0	0	0	0	504
Total	540	0	0	0	0	0	540

Council District(s)
CW

Project (46-00019) - This project provides funding to implement pedestrian detection systems, at six (6) intersections.

NORTH NEW BRAUNFELS AV PH 2 (E HOUSTON ST. - PASO HONDO ST.)

TREE PRESERVATION FUND	160	0	0	0	0	0	160
Total	160	0	0	0	0	0	160

Council District(s)
2

Project (23-03908) - -- Construct roadway improvements to include sidewalks, driveway approaches, drainage and other improvements as applicable and within available funding.

RIVER WALK - SIDEWALKS RENOVATION

2025 CERTIFICATES OF OBLIGATION	2,500	0	0	0	0	0	2,500
Total	2,500	0	0	0	0	0	2,500

Council District(s)
1

Project (19-00036) - Renovation of sidewalks in North channel of River Walk, refurbishing to ADA compliance standards

SOUTH BRAZOS STREET (ALAZAN CREEK TO APACHE CREEK)

TREE PRESERVATION FUND	628	0	0	0	0	0	628
Total	628	0	0	0	0	0	628

Council District(s)
5

Project (23-03918) - -- Construct roadway improvements to include sidewalks, curbs, driveway approaches, bicycle facilities, drainage and traffic improvements as applicable and within available funding.

FUNCTION/PROGRAM/PROJ./REV./SCOPE	FY 2026	FY 2027	FY 2028	FY 2029	FY 2030	FY 2031	TOTAL
-----------------------------------	---------	---------	---------	---------	---------	---------	-------

TRANSPORTATION

STREETS

STREET LIGHT PROGRAM

GENERAL FUND	3,080	0	0	0	0	0	3,080
PREVIOUSLY AUTHORIZED FUNDS	2,000	0	0	0	0	0	2,000
Total	5,080	0	0	0	0	0	5,080

Council District(s)
CW

Project (07-00010) - Provide additional street lighting in area neighborhoods.
--

STREET MAINTENANCE PROGRAM

ADVANCED TRANSPORTATION DISTRICT	4,300	4,300	4,300	4,300	4,300	4,300	25,800
RIGHT OF WAY FUND	2,000	0	0	0	0	0	2,000
UNISSUED CERTIFICATES OF OBLIGATION	58,380	58,380	61,630	61,630	61,630	61,630	363,280
Total	64,680	62,680	65,930	65,930	65,930	65,930	391,080

Council District(s)
CW

Project (23-01480) - This project provides funding for the Annual Street Maintenance Program.

TOTAL STREETS	102,310	62,680	65,930	65,930	65,930	65,930	428,710
TOTAL TRANSPORTATION	163,640	113,017	147,551	134,316	178,106	154,512	891,142
GRAND TOTAL	271,719	157,727	200,326	161,516	205,506	190,497	1,187,291



Appropriation Plan

Table 5

Table 5-APPROPRIATION PLAN

**CAPITAL IMPROVEMENTS PROGRAM BY REVENUE SOURCE
For FY 2026 Through FY 2031
(Dollars in Thousands)**

REVENUE SOURCE/DEPARTMENT/PROJECT	FY 2026	FY 2027	FY 2028	FY 2029	FY 2030	FY 2031	TOTAL
2012 GO STREET IMPROVEMENT BOND							
TRANSPORTATION DEPARTMENT							
INTERSECTION IMPROVEMENTS PEDESTRIAN DETECTION	36	0	0	0	0	0	36
TOTAL TRANSPORTATION DEPARTMENT	<u>36</u>	<u>0</u>	<u>0</u>	<u>0</u>	<u>0</u>	<u>0</u>	<u>36</u>
TOTAL 2012 GO STREET IMPROVEMENT BOND	<u>36</u>	<u>0</u>	<u>0</u>	<u>0</u>	<u>0</u>	<u>0</u>	<u>36</u>
2017 GO DRAINAGE IMPROVEMENT BOND							
TRANSPORTATION & CAPITAL IMPROVEMENTS							
VALLEY HI AREA DRAINAGE - MEDINA BASE PHASE 1	3,111	0	0	0	0	0	3,111
TOTAL TRANSPORTATION & CAPITAL IMPROVEMENTS	<u>3,111</u>	<u>0</u>	<u>0</u>	<u>0</u>	<u>0</u>	<u>0</u>	<u>3,111</u>
TOTAL 2017 GO DRAINAGE IMPROVEMENT BOND	<u>3,111</u>	<u>0</u>	<u>0</u>	<u>0</u>	<u>0</u>	<u>0</u>	<u>3,111</u>
2017 GO STREET IMPROVEMENT BOND							
TRANSPORTATION DEPARTMENT							
INTERSECTION IMPROVEMENTS PEDESTRIAN DETECTION	504	0	0	0	0	0	504
TOTAL TRANSPORTATION DEPARTMENT	<u>504</u>	<u>0</u>	<u>0</u>	<u>0</u>	<u>0</u>	<u>0</u>	<u>504</u>
TOTAL 2017 GO STREET IMPROVEMENT BOND	<u>504</u>	<u>0</u>	<u>0</u>	<u>0</u>	<u>0</u>	<u>0</u>	<u>504</u>
2022 GO DRAINAGE IMPROVEMENT BOND							
TRANSPORTATION & CAPITAL IMPROVEMENTS							
VALLEY HI AREA DRAINAGE - MEDINA BASE PHASE 1	1,589	0	0	0	0	0	1,589
TOTAL TRANSPORTATION & CAPITAL IMPROVEMENTS	<u>1,589</u>	<u>0</u>	<u>0</u>	<u>0</u>	<u>0</u>	<u>0</u>	<u>1,589</u>
TOTAL 2022 GO DRAINAGE IMPROVEMENT BOND	<u>1,589</u>	<u>0</u>	<u>0</u>	<u>0</u>	<u>0</u>	<u>0</u>	<u>1,589</u>
2022 GO PUBLIC SAFETY FACILITIES IMPROVEMENT BOND							
TRANSPORTATION & CAPITAL IMPROVEMENTS							
SOUTH FLORES POLICE SUBSTATION	925	0	0	0	0	0	925
TOTAL TRANSPORTATION & CAPITAL IMPROVEMENTS	<u>925</u>	<u>0</u>	<u>0</u>	<u>0</u>	<u>0</u>	<u>0</u>	<u>925</u>
TOTAL 2022 GO PUBLIC SAFETY FACILITIES IMPROVEMENT BOND	<u>925</u>	<u>0</u>	<u>0</u>	<u>0</u>	<u>0</u>	<u>0</u>	<u>925</u>

REVENUE SOURCE/DEPARTMENT/PROJECT	FY 2026	FY 2027	FY 2028	FY 2029	FY 2030	FY 2031	TOTAL
2024 CERTIFICATES OF OBLIGATION							
FIRE AND EMS							
FIRE STATION 37 SEWAGE LINE RERUN	200	0	0	0	0	0	200
TOTAL FIRE AND EMS	200	0	0	0	0	0	200
TRANSPORTATION & CAPITAL IMPROVEMENTS							
CODY LIBRARY HVAC	275	0	0	0	0	0	275
OLD O'CONNOR ROAD LWC	159	0	0	0	0	0	159
TOTAL TRANSPORTATION & CAPITAL IMPROVEMENTS	434	0	0	0	0	0	434
TOTAL 2024 CERTIFICATES OF OBLIGATION	634	0	0	0	0	0	634
2025 CERTIFICATES OF OBLIGATION							
CENTER CITY DEVELOPMENT & OPTS							
RIVER WALK - SIDEWALKS RENOVATION	2,500	0	0	0	0	0	2,500
TOTAL CENTER CITY DEVELOPMENT & OPTS	2,500	0	0	0	0	0	2,500
OFFICE OF THE CITY CLERK							
CITY CLERK ARCHIVES DIGITIZATION	1,240	0	0	0	0	0	1,240
TOTAL OFFICE OF THE CITY CLERK	1,240	0	0	0	0	0	1,240
TOTAL 2025 CERTIFICATES OF OBLIGATION	3,740	0	0	0	0	0	3,740
ADVANCED TRANSPORTATION DISTRICT							
TRANSPORTATION & CAPITAL IMPROVEMENTS							
FY 2026 AUDIBLE PEDESTRIAN IMPROVEMENTS	312	0	0	0	0	0	312
FY 2026 INTELLIGENT TRAFFIC SYSTEM	1,600	0	0	0	0	0	1,600
FY 2026 SIDEWALK PROGRAM	9,000	0	0	0	0	0	9,000
FY 2026 TRAFFIC SIGNAL COMMUNICATIONS	700	0	0	0	0	0	700
STREET MAINTENANCE PROGRAM	4,300	4,300	4,300	4,300	4,300	4,300	25,800
TOTAL TRANSPORTATION & CAPITAL IMPROVEMENTS	15,912	4,300	4,300	4,300	4,300	4,300	37,412
TRANSPORTATION DEPARTMENT							
FY 2026 VISION ZERO	500	0	0	0	0	0	500
TOTAL TRANSPORTATION DEPARTMENT	500	0	0	0	0	0	500
TOTAL ADVANCED TRANSPORTATION DISTRICT	16,412	4,300	4,300	4,300	4,300	4,300	37,912

REVENUE SOURCE/DEPARTMENT/PROJECT	FY 2026	FY 2027	FY 2028	FY 2029	FY 2030	FY 2031	TOTAL
AIRPORT IMPROVEMENT & CONTINGENCY FUND							
AVIATION							
ARFF RINGDOWN SYSTEM	400	0	0	0	0	0	400
NETWORK EOL REPLACEMENT	0	63	522	552	576	0	1,713
YELLOW LOT IMPROVEMENTS	500	0	0	0	0	0	500
TOTAL AVIATION	900	63	522	552	576	0	2,613
TOTAL AIRPORT IMPROVEMENT & CONTINGENCY FUND	900	63	522	552	576	0	2,613
AIRPORT IMPROVEMENT PROGRAM GRANT							
AVIATION							
AIRFIELD SAFETY ENHANCEMENTS & IMPROVEMENTS PROGRAM (ASEIP)	75	3,833	39,272	1,528	0	0	44,708
TOTAL AVIATION	75	3,833	39,272	1,528	0	0	44,708
TOTAL AIRPORT IMPROVEMENT PROGRAM GRANT	75	3,833	39,272	1,528	0	0	44,708
CUSTOMER FACILITY CHARGE							
AVIATION							
CONRAC UPGRADES - PHASE 2	2,658	2,640	2,640	2,640	2,640	2,416	15,634
TOTAL AVIATION	2,658	2,640	2,640	2,640	2,640	2,416	15,634
TOTAL CUSTOMER FACILITY CHARGE	2,658	2,640	2,640	2,640	2,640	2,416	15,634
GENERAL AIRPORT REVENUE BOND							
AVIATION							
AIRFIELD SAFETY ENHANCEMENTS & IMPROVEMENTS PROGRAM (ASEIP)	2,908	11,596	17,210	3,772	0	0	35,486
BAGGAGE HANDLING SYSTEM EXPANSION	1,942	1,658	0	0	0	0	3,600
DE-ICING FACILITY - B AND C GATES	0	212	1,788	0	0	0	2,000
MAINTENANCE FACILITY CHARGING STATION EXPANSION	294	0	0	0	0	0	294
NEW PARKING STRUCTURE AND GROUND TRANSPORTATION CENTER (TERMINAL C PARKING GARAGE)	0	12,500	0	0	0	0	12,500
REMOTE TRANSMITTER RECEIVER F RELOCATION	1,432	1,211	29	0	0	0	2,672
TERMINAL A/B RECONFIGURATION AND REHABILITATION	8,232	14,424	20,060	59,794	108,960	86,166	297,636
TERMINAL A+B CONNECTOR	1,600	0	0	0	0	0	1,600
TERMINAL B EMERGENCY GENERATOR REPLACEMENT	589	0	0	0	0	0	589
TERMINAL DEVELOPMENT PROGRAM	40,000	0	0	0	0	0	40,000
TOTAL AVIATION	56,997	41,601	39,087	63,566	108,960	86,166	396,377
TOTAL GENERAL AIRPORT REVENUE BOND	56,997	41,601	39,087	63,566	108,960	86,166	396,377

REVENUE SOURCE/DEPARTMENT/PROJECT	FY 2026	FY 2027	FY 2028	FY 2029	FY 2030	FY 2031	TOTAL
GENERAL FUND							
FINANCE							
STREET LIGHT PROGRAM	3,080	0	0	0	0	0	3,080
TOTAL FINANCE	<u>3,080</u>	<u>0</u>	<u>0</u>	<u>0</u>	<u>0</u>	<u>0</u>	<u>3,080</u>
TRANSPORTATION & CAPITAL IMPROVEMENTS							
FY 2026 SCHOOL PEDESTRIAN SAFETY PROGRAM	1,000	0	0	0	0	0	1,000
FY 2026 TRAFFIC CALMING PROGRAM	1,000	0	0	0	0	0	1,000
TOTAL TRANSPORTATION & CAPITAL IMPROVEMENTS	<u>2,000</u>	<u>0</u>	<u>0</u>	<u>0</u>	<u>0</u>	<u>0</u>	<u>2,000</u>
TRANSPORTATION DEPARTMENT							
FY 2026 VISION ZERO	500	0	0	0	0	0	500
TOTAL TRANSPORTATION DEPARTMENT	<u>500</u>	<u>0</u>	<u>0</u>	<u>0</u>	<u>0</u>	<u>0</u>	<u>500</u>
TOTAL GENERAL FUND	<u>5,580</u>	<u>0</u>	<u>0</u>	<u>0</u>	<u>0</u>	<u>0</u>	<u>5,580</u>
MUNICIPAL FACILITIES CORPORATION							
PARKS AND RECREATION							
EDWARDS AQUIFER PROTECTION PROGRAM	10,000	10,000	10,000	10,000	10,000	10,000	60,000
TOTAL PARKS AND RECREATION	<u>10,000</u>	<u>10,000</u>	<u>10,000</u>	<u>10,000</u>	<u>10,000</u>	<u>10,000</u>	<u>60,000</u>
TOTAL MUNICIPAL FACILITIES CORPORATION	<u>10,000</u>	<u>10,000</u>	<u>10,000</u>	<u>10,000</u>	<u>10,000</u>	<u>10,000</u>	<u>60,000</u>
PREVIOUSLY AUTHORIZED FUNDS							
FINANCE							
STREET LIGHT PROGRAM	2,000	0	0	0	0	0	2,000
TOTAL FINANCE	<u>2,000</u>	<u>0</u>	<u>0</u>	<u>0</u>	<u>0</u>	<u>0</u>	<u>2,000</u>
TOTAL PREVIOUSLY AUTHORIZED FUNDS	<u>2,000</u>	<u>0</u>	<u>0</u>	<u>0</u>	<u>0</u>	<u>0</u>	<u>2,000</u>
PRIOR DEBT PROCEEDS							
TRANSPORTATION & CAPITAL IMPROVEMENTS							
BEITEL CREEK DRAINAGE	7,000	0	0	0	0	0	7,000
FY 2026 WARRANTED TRAFFIC SIGNALS	1,550	0	0	0	0	0	1,550
OLD O'CONNOR ROAD LWC	2,728	0	0	0	0	0	2,728
SOUTH FLORES POLICE SUBSTATION	6,312	0	0	0	0	0	6,312
TOTAL TRANSPORTATION & CAPITAL IMPROVEMENTS	<u>17,590</u>	<u>0</u>	<u>0</u>	<u>0</u>	<u>0</u>	<u>0</u>	<u>17,590</u>
TOTAL PRIOR DEBT PROCEEDS	<u>17,590</u>	<u>0</u>	<u>0</u>	<u>0</u>	<u>0</u>	<u>0</u>	<u>17,590</u>

REVENUE SOURCE/DEPARTMENT/PROJECT	FY 2026	FY 2027	FY 2028	FY 2029	FY 2030	FY 2031	TOTAL
PRIOR DEBT PROCEEDS - CERTIFICATES OF OBLIGATION							
PARKS AND RECREATION							
DAVIS SCOTT YMCA	3,208	0	0	0	0	0	3,208
TOTAL PARKS AND RECREATION	<u>3,208</u>	<u>0</u>	<u>0</u>	<u>0</u>	<u>0</u>	<u>0</u>	<u>3,208</u>
TOTAL PRIOR DEBT PROCEEDS - CERTIFICATES OF OBLIGATION	3,208	0	0	0	0	0	3,208
PRIOR DEBT PROCEEDS - TAX NOTES							
ITSD							
FINANCIAL SYSTEM UPGRADE	2,900	0	0	0	0	0	2,900
TOTAL ITSD	<u>2,900</u>	<u>0</u>	<u>0</u>	<u>0</u>	<u>0</u>	<u>0</u>	<u>2,900</u>
TOTAL PRIOR DEBT PROCEEDS - TAX NOTES	2,900	0	0	0	0	0	2,900
PROP 2 - 2015 PARKS DEVELOPMENT AND EXPANSION VENUE							
PARKS AND RECREATION							
CITYWIDE CREEKWAY TRAIL DEVELOPMENT	147	0	0	0	0	0	147
LEON CREEK (QUINTANA RD TO I-35)	512	0	0	0	0	0	512
TOTAL PARKS AND RECREATION	<u>659</u>	<u>0</u>	<u>0</u>	<u>0</u>	<u>0</u>	<u>0</u>	<u>659</u>
TOTAL PROP 2 - 2015 PARKS DEVELOPMENT AND EXPANSION VENUE	659	0	0	0	0	0	659
RESILIENCY, ENERGY EFFICIENCY, & SUSTAINABILITY FUND (REES)							
BUILDING & EQUIPMENT SERVICES							
ELECTRICAL VEHICLE CHARGING	600	0	0	0	0	0	600
TOTAL BUILDING & EQUIPMENT SERVICES	<u>600</u>	<u>0</u>	<u>0</u>	<u>0</u>	<u>0</u>	<u>0</u>	<u>600</u>
TRANSPORTATION & CAPITAL IMPROVEMENTS							
FY 2026 SIDEWALK PROGRAM	2,000	0	0	0	0	0	2,000
TOTAL TRANSPORTATION & CAPITAL IMPROVEMENTS	<u>2,000</u>	<u>0</u>	<u>0</u>	<u>0</u>	<u>0</u>	<u>0</u>	<u>2,000</u>
TOTAL RESILIENCY, ENERGY EFFICIENCY, & SUSTAINABILITY FUND (REES)	2,600	0	0	0	0	0	2,600
RIGHT OF WAY FUND							
TRANSPORTATION & CAPITAL IMPROVEMENTS							
STREET MAINTENANCE PROGRAM	2,000	0	0	0	0	0	2,000
TOTAL TRANSPORTATION & CAPITAL IMPROVEMENTS	<u>2,000</u>	<u>0</u>	<u>0</u>	<u>0</u>	<u>0</u>	<u>0</u>	<u>2,000</u>
TOTAL RIGHT OF WAY FUND	2,000	0	0	0	0	0	2,000

REVENUE SOURCE/DEPARTMENT/PROJECT	FY 2026	FY 2027	FY 2028	FY 2029	FY 2030	FY 2031	TOTAL
STINSON REVOLVING FUND							
AVIATION							
STINSON - BUILDING MODIFICATIONS-FY26	10	0	0	0	0	0	10
STINSON - BUILDING MODIFICATIONS-FY27	0	50	0	0	0	0	50
STINSON - BUILDING MODIFICATIONS-FY28	0	0	50	0	0	0	50
STINSON - BUILDING MODIFICATIONS-FY29	0	0	0	50	0	0	50
STINSON - SIX MILE CREEK STABILIZATION	100	900	0	0	0	0	1,000
STINSON - SOUTH OF RW 10/28 FENCE	300	1,200	0	0	0	0	1,500
STINSON - TERMINAL RESTROOM RENOVATIONS	200	0	0	0	0	0	200
TOTAL AVIATION	610	2,150	50	50	0	0	2,860
TOTAL STINSON REVOLVING FUND	610	2,150	50	50	0	0	2,860
STORM WATER OPERATING FUND							
TRANSPORTATION & CAPITAL IMPROVEMENTS							
ALAMODOME PUMP STATION REPLACEMENT	850	0	0	0	0	0	850
BEITEL CREEK DRAINAGE	1,000	0	0	0	0	0	1,000
FY2026 CMP REHABILITATION	3,000	0	0	0	0	0	3,000
GRISSOM ROAD LWC	150	0	0	0	0	0	150
OLD O'CONNOR ROAD LWC	300	0	0	0	0	0	300
TOTAL TRANSPORTATION & CAPITAL IMPROVEMENTS	5,300	0	0	0	0	0	5,300
TOTAL STORM WATER OPERATING FUND	5,300	0	0	0	0	0	5,300
STORM WATER REGIONAL FACILITIES FUND							
TRANSPORTATION & CAPITAL IMPROVEMENTS							
ELMENDORF LAKE DAM IMPROVEMENTS	1,800	0	0	0	0	0	1,800
LOWER FRENCH CREEK DRAINAGE (LOW BID LANE TO LEON CREEK)	6,500	0	0	0	0	0	6,500
VALLEY HI AREA DRAINAGE - MEDINA BASE PHASE 1	1,000	0	0	0	0	0	1,000
TOTAL TRANSPORTATION & CAPITAL IMPROVEMENTS	9,300	0	0	0	0	0	9,300
TOTAL STORM WATER REGIONAL FACILITIES FUND	9,300	0	0	0	0	0	9,300
STORM WATER REVENUE BONDS							
TRANSPORTATION & CAPITAL IMPROVEMENTS							
OLD O'CONNOR ROAD LWC	112	0	0	0	0	0	112
TOTAL TRANSPORTATION & CAPITAL IMPROVEMENTS	112	0	0	0	0	0	112
TOTAL STORM WATER REVENUE BONDS	112	0	0	0	0	0	112

REVENUE SOURCE/DEPARTMENT/PROJECT	FY 2026	FY 2027	FY 2028	FY 2029	FY 2030	FY 2031	TOTAL
TEXAS DEPARTMENT OF TRANSPORTATION							
AVIATION							
STINSON - BUILDING MODIFICATIONS-FY26	90	0	0	0	0	0	90
STINSON - BUILDING MODIFICATIONS-FY27	0	50	0	0	0	0	50
STINSON - BUILDING MODIFICATIONS-FY28	0	0	50	0	0	0	50
STINSON - BUILDING MODIFICATIONS-FY29	0	0	0	50	0	0	50
TOTAL AVIATION	90	50	50	50	0	0	240
TOTAL TEXAS DEPARTMENT OF TRANSPORTATION	90	50	50	50	0	0	240
TEXAS PUBLIC FACILITY CORPORATION							
CONVENTION FACILITIES							
HGCC EXHIBIT HALL 3 PLUMBING IMPROVEMENT	500	0	0	0	0	0	500
TOTAL CONVENTION FACILITIES	500	0	0	0	0	0	500
TOTAL TEXAS PUBLIC FACILITY CORPORATION	500	0	0	0	0	0	500
TREE PRESERVATION FUND							
TRANSPORTATION & CAPITAL IMPROVEMENTS							
CONCEPCION PARK	70	0	0	0	0	0	70
CULEBRA ROAD (IH-10 TO CALLAGHAN ROAD)	160	0	0	0	0	0	160
FLORES STREET (CESAR CHAVEZ TO MARTIN ST)	400	0	0	0	0	0	400
FRIO CITY ROAD OUTFALL PHASE 1	104	0	0	0	0	0	104
HARLANDALE PARK	65	0	0	0	0	0	65
LINEAR GREENWAY TRAILS	354	0	0	0	0	0	354
NEW PARKS AT NOPAL STREET AND SOUTH GEVERS STREET	150	0	0	0	0	0	150
NORTH NEW BRAUNFELS AV PH 2 (E HOUSTON ST. - PASO HONDO ST.)	160	0	0	0	0	0	160
O.P. SCHNABEL PARK	150	0	0	0	0	0	150
OLMOS BASIN PARK	35	0	0	0	0	0	35
SOUTH BRAZOS STREET (ALAZAN CREEK TO APACHE CREEK)	628	0	0	0	0	0	628
TIMBER RIDGE PARK	58	0	0	0	0	0	58
TOTAL TRANSPORTATION & CAPITAL IMPROVEMENTS	2,334	0	0	0	0	0	2,334
TOTAL TREE PRESERVATION FUND	2,334	0	0	0	0	0	2,334

REVENUE SOURCE/DEPARTMENT/PROJECT	FY 2026	FY 2027	FY 2028	FY 2029	FY 2030	FY 2031	TOTAL
UNISSUED CERTIFICATES OF OBLIGATION							
BUILDING & EQUIPMENT SERVICES							
CITY TOWER MAINTENANCE	2,000	0	0	0	0	0	2,000
TOTAL BUILDING & EQUIPMENT SERVICES	<u>2,000</u>	<u>0</u>	<u>0</u>	<u>0</u>	<u>0</u>	<u>0</u>	<u>2,000</u>
CENTER CITY DEVELOPMENT & OPTS							
RIVER WALK GATE 3 REPAIR	4,500	0	0	0	0	0	4,500
TOTAL CENTER CITY DEVELOPMENT & OPTS	<u>4,500</u>	<u>0</u>	<u>0</u>	<u>0</u>	<u>0</u>	<u>0</u>	<u>4,500</u>
MILITARY & VETERANS AFFAIRS							
DEFENSE HEALTH AGENCY	5,000	5,000	0	0	0	0	10,000
TOTAL MILITARY & VETERANS AFFAIRS	<u>5,000</u>	<u>5,000</u>	<u>0</u>	<u>0</u>	<u>0</u>	<u>0</u>	<u>10,000</u>
PARKS AND RECREATION							
PARK SHADE REPLACEMENT	3,800	3,800	3,800	0	0	0	11,400
TOTAL PARKS AND RECREATION	<u>3,800</u>	<u>3,800</u>	<u>3,800</u>	<u>0</u>	<u>0</u>	<u>0</u>	<u>11,400</u>
TRANSPORTATION & CAPITAL IMPROVEMENTS							
ALLSUP FLAGLE AREA DRAINAGE	590	0	0	0	0	0	590
BUDDING CULVERT REPLACEMENT	360	0	0	0	0	0	360
E. ANSLEY AREA STREET RECONSTRUCTION	940	0	0	0	0	0	940
FIRE STATION REPLACEMENT	0	5,950	10,000	0	0	0	15,950
FY2026 DISTRICT 1 INFRASTRUCTURE IMPROVEMENTS	1,000	0	0	0	0	0	1,000
FY2026 DISTRICT 10 INFRASTRUCTURE IMPROVEMENTS	1,000	0	0	0	0	0	1,000
FY2026 DISTRICT 2 INFRASTRUCTURE IMPROVEMENTS	1,000	0	0	0	0	0	1,000
FY2026 DISTRICT 3 INFRASTRUCTURE IMPROVEMENTS	1,000	0	0	0	0	0	1,000
FY2026 DISTRICT 4 INFRASTRUCTURE IMPROVEMENTS	1,000	0	0	0	0	0	1,000
FY2026 DISTRICT 5 INFRASTRUCTURE IMPROVEMENTS	1,000	0	0	0	0	0	1,000
FY2026 DISTRICT 6 INFRASTRUCTURE IMPROVEMENTS	1,000	0	0	0	0	0	1,000
FY2026 DISTRICT 7 INFRASTRUCTURE IMPROVEMENTS	1,000	0	0	0	0	0	1,000
FY2026 DISTRICT 8 INFRASTRUCTURE IMPROVEMENTS	1,000	0	0	0	0	0	1,000
FY2026 DISTRICT 9 INFRASTRUCTURE IMPROVEMENTS	1,000	0	0	0	0	0	1,000

REVENUE SOURCE/DEPARTMENT/PROJECT	FY 2026	FY 2027	FY 2028	FY 2029	FY 2030	FY 2031	TOTAL
LYNGROVE AND WINDBROOK AREA DRAINAGE	720	0	0	0	0	0	720
OLYMPIA DRIVE PH II DRAINAGE	1,050	0	0	0	0	0	1,050
RESERVE FOR FUTURE CAPITAL PROJECTS	5,000	0	0	0	0	0	5,000
STREET MAINTENANCE PROGRAM	58,380	58,380	61,630	61,630	61,630	61,630	363,280
TOTAL TRANSPORTATION & CAPITAL IMPROVEMENTS	<u>77,040</u>	<u>64,330</u>	<u>71,630</u>	<u>61,630</u>	<u>61,630</u>	<u>61,630</u>	<u>397,890</u>
TOTAL UNISSUED CERTIFICATES OF OBLIGATION	<u>92,340</u>	<u>73,130</u>	<u>75,430</u>	<u>61,630</u>	<u>61,630</u>	<u>61,630</u>	<u>425,790</u>
UNISSUED SELF-SUPPORTING CERTIFICATES OF OBLIGATION							
PARKS AND RECREATION							
GOLF COURSE IMPROVEMENTS	0	0	3,000	0	4,000	0	7,000
TOTAL PARKS AND RECREATION	<u>0</u>	<u>0</u>	<u>3,000</u>	<u>0</u>	<u>4,000</u>	<u>0</u>	<u>7,000</u>
TOTAL UNISSUED SELF-SUPPORTING CERTIFICATES OF OBLIGATION	<u>0</u>	<u>0</u>	<u>3,000</u>	<u>0</u>	<u>4,000</u>	<u>0</u>	<u>7,000</u>
UNISSUED TAX NOTES							
BUILDING & EQUIPMENT SERVICES							
CITYWIDE FACILITY NEEDS	5,000	5,000	5,000	5,000	5,000	5,000	30,000
TOTAL BUILDING & EQUIPMENT SERVICES	<u>5,000</u>	<u>5,000</u>	<u>5,000</u>	<u>5,000</u>	<u>5,000</u>	<u>5,000</u>	<u>30,000</u>
ITSD							
PUBLIC SAFETY CAD SYSTEM UPGRADE	3,000	0	0	0	0	0	3,000
TECHNOLOGY TRANSFORMATION PROJECT	11,430	14,960	20,975	12,200	8,400	20,985	88,950
TOTAL ITSD	<u>14,430</u>	<u>14,960</u>	<u>20,975</u>	<u>12,200</u>	<u>8,400</u>	<u>20,985</u>	<u>91,950</u>
POLICE							
HELICOPTER REPLACEMENT	7,585	0	0	0	0	0	7,585
TOTAL POLICE	<u>7,585</u>	<u>0</u>	<u>0</u>	<u>0</u>	<u>0</u>	<u>0</u>	<u>7,585</u>
TOTAL UNISSUED TAX NOTES	<u>27,015</u>	<u>19,960</u>	<u>25,975</u>	<u>17,200</u>	<u>13,400</u>	<u>25,985</u>	<u>129,535</u>
Grand Total	<u>271,719</u>	<u>157,727</u>	<u>200,326</u>	<u>161,516</u>	<u>205,506</u>	<u>190,497</u>	<u>1,187,291</u>

