



American Rescue Plan Proposed Funding Allocation Strategy

City Council “B” Session – October 20, 2021

Presented by: Maria Villagómez, Deputy City Manager

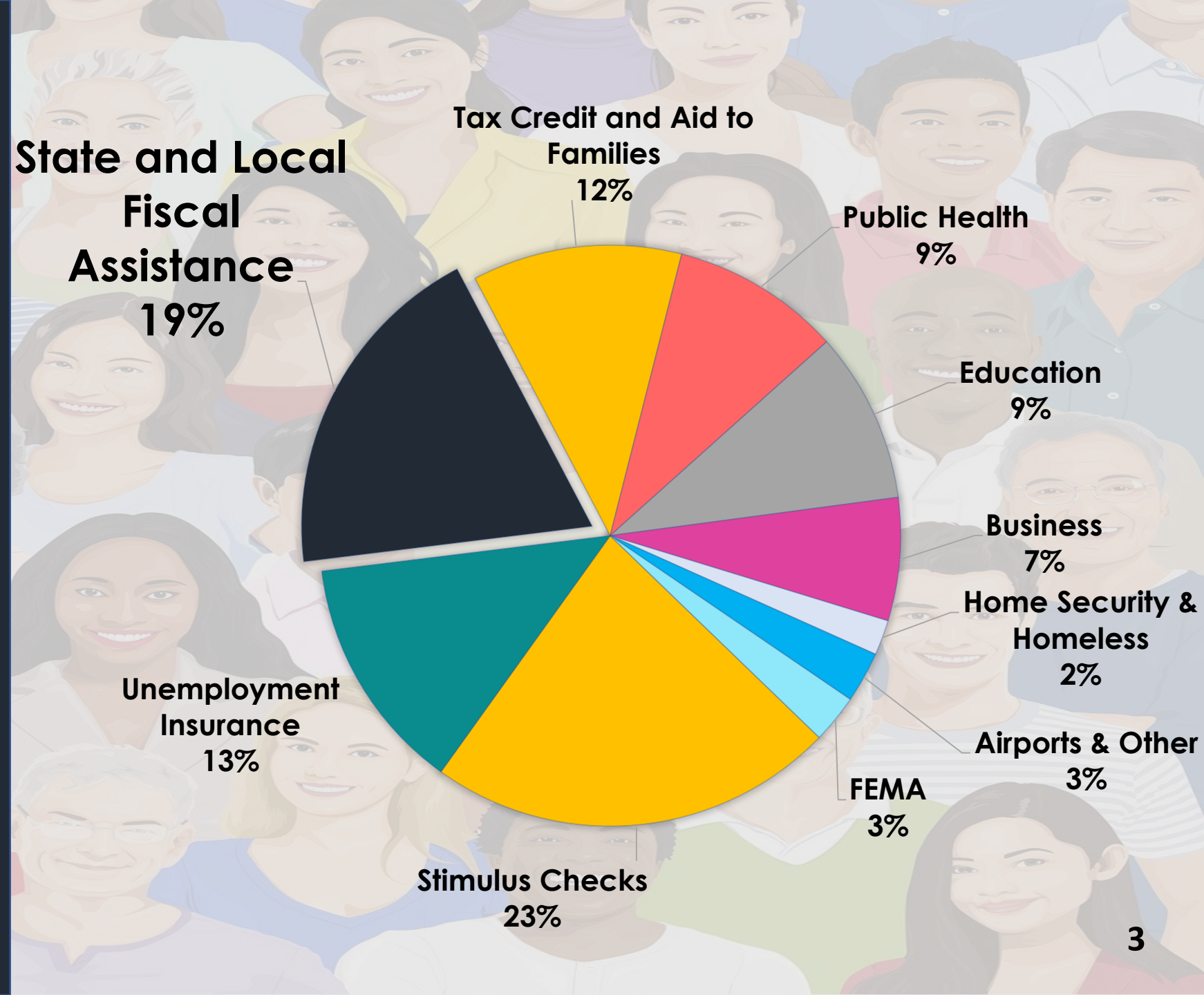


Presentation Overview

- Background
- City Phased Approach
- Community Engagement
- Timeline
- Spending Framework

\$1.9 Trillion American Rescue Plan Act (ARPA)

Singed into law
in March 2021





Background

- American Rescue Plan Act established the Local Fiscal Recovery Fund
- City of San Antonio allocated \$326.9 Million in two tranches
 - \$163.45 Million by May 2021
 - \$163.45 Million by May 2022
- Cities must obligate funds by December 2024 and spend by December 2026
- U.S. Treasury issued interim guidance, final guidance pending

Direct Funding Allocation to City of San Antonio

Amount (in Millions)	ARPA Description
\$326.9	Fiscal Recovery
49.7	Rental Assistance
20.0	HOME Investment Partnership Program Grant
38.3	Airport
26.6	Health Disparities
4.0	Head Start
\$465.5	Total

Eligible Uses

Local Fiscal Recovery Funds



Public Sector Revenue Loss



Public Health Response and
Negative Impacts of Pandemic



Premium Pay for Essential
Workers



Water, Sewer, and Broadband
Infrastructure

ARPA: Local Fiscal Recovery Funds


**Overcome
the Pandemic**

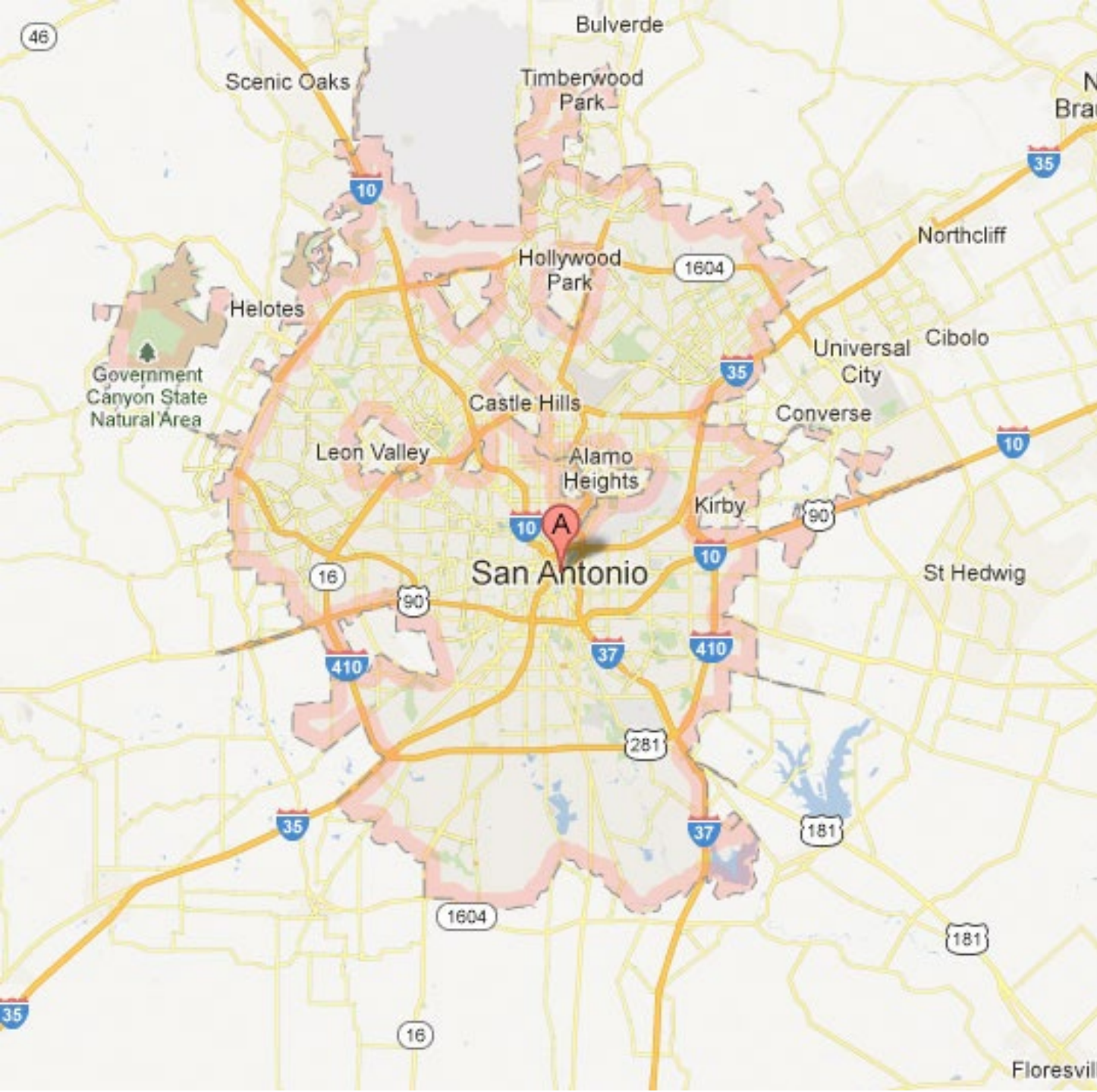


**Address
Economic Fallout**



**Strong and
Equitable Recovery**





Recipients of Local Fiscal Recovery Funds in Bexar County Area

Bexar County
\$388 Million

City of San Antonio
\$326.9 Million

Other Cities within
Bexar County
\$49.2 Million

Bexar County
School Districts
\$766.6 Million

San Antonio
Higher Education
\$116 Million

VIA
\$116.9 Million

City of San Antonio Strategy

Focus

Financial Stability

Revenue Loss Recovery

Immediate Community Needs

Impactful Investments

Phased Approach

Phase I

Stabilize City Budget & immediate community needs (FY2022 Budget)

Phase 2

Leverage Funding & Community Priorities after budget adoption

Use of Fiscal Recovery Funds

City Allocation

Approved in FY 2022 Budget*

Balance**

\$ in Millions

\$326.9

97.5

\$229.4

* To be used for revenue loss over three fiscal years: 2021, 2022, and 2023
\$46.5 Million in the General Fund and \$51.0 Million in the Hotel Occupancy
Tax Fund

** \$65.5 Million is available and \$163.45 million is expected in May 2022

ARPA Reporting Revenue Loss Calculation

COSA ARPA Allocation	\$326.9M
Total City Revenue Loss (From June 30, 2019 to December 31, 2020) ARPA Calculation – 18 Months	\$325.9M

- City qualifies for funding using total revenue loss or programmatic guidelines
- City will utilize the Revenue Loss Category with intent to align with US Treasury Program Guidelines



ARPA Reporting Requirements

**One-time Report: Interim
Report for expenditures
through July 31, 2021**

**Quarterly Project and
Expenditure Report for activities
thru December 31, 2021**

August 31, 2021

August 31, 2021

January 31, 2022

**Annual Recovery Plan
Performance Report through
July 31, 2021**



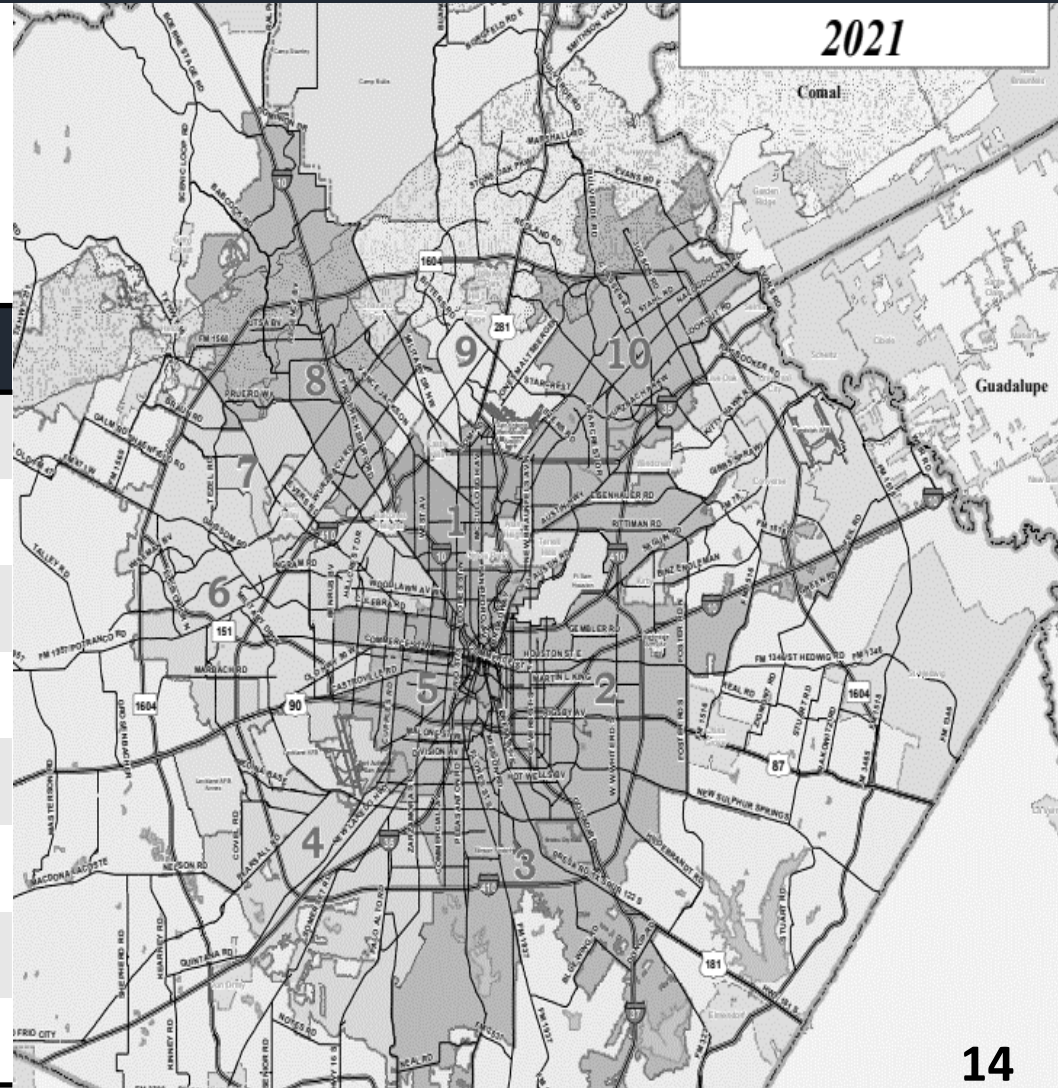
Community Input & Proposed Timeline

Community Input

Eight City Wide Community Town Hall Meetings

- Obtain input from Community on Spending Framework
- 8 Community Wide Listening Sessions

Date	Location
1. Wednesday, October 27	El Progreso Hall; 7pm
2. Thursday, October 28	Port San Antonio; 7pm
3. Wednesday, November 10	North East Senior Center; 7pm
4. Saturday, November 13	Bob Ross Senior Center; 10:30am
5. Monday, November 15	Ella Austin Community Center; 7pm
6. Tuesday, November 16	South Side Lions Senior Center; 7pm
7. Wednesday, November 17	St. Paul Community Center; 7pm
8. Thursday, November 18	Alicia-T. Lopez Senior Center; 7pm



Timeline




**October 20
"B" Session**

Process Begins
Input on Spending
Framework &
Timeline



**October to
November**

Community Input



**December 8
"B" Session**

Review Community
Input & Provide
Staff
Recommendations



**January 13
"A" Session**

City Council
Considers Plan for
Approval

Strategy Guiding Principles



Potential Spending Framework for Input & Discussion : \$229.4 Million

COVID-19 Response	Community Needs*	Impactful Investments*
\$50 Million <ul style="list-style-type: none">• Vaccinations• Testing• Employee Personal Protective Equipment• Contingency	<ul style="list-style-type: none">• Utility Assistance• Arts• Small Business	<ul style="list-style-type: none">• Mental Health• Domestic Violence• Homelessness• Economic Development• Resiliency Hubs• Infrastructure in Qualified Census Tracts

* Amounts for Community Needs and Impactful Investments will be developed based on City Council and Community Input

Programs funded in FY 2022 & FY 2023 Budget with ARPA Fiscal Recovery Funds

\$18.6 Million would be
needed from ARPA to
continue these
programs in FY 2024
and FY 2025

Program	Annual \$
Domestic Violence	\$4.4
Mental Health	1.7
Clinical Dispatchers	1.1
311/Customer Service	0.5
Navigators	1.5
Homeless	0.1
Total	\$9.3

A background image showing several hands of different skin tones reaching in from the edges to hold a central icon of a house. The house icon is composed of dark grey outlines forming a triangular roof and a rectangular base. The hands are positioned around the house, with fingers pointing towards it, symbolizing community support and investment in housing.

HOME Investment Partnership Grant

ARPA: HOME Investment Partnership Grant

\$20 Million

Eligible Uses

- Rental Housing
- Tenant-Based Rental Assistance (TBRA)
- Supportive Services
- Acquisition and Development of Non-Congregate Shelter
- Nonprofit Operating and Capacity Building Assistance
- Administration and Planning


Proposed Spending Framework

- Purchase of a Hotel and Operating Costs for two years
- Rapid Rehousing for victims of domestic violence



Emergency Rental Assistance Grant (ERA1)

- US Treasury will be reallocating funds
- We anticipate that the City would be awarded additional funds based on record of distribution
- Waiting for release of application



Utility Assistance

- Ongoing discussions with SAWS and CPS
- Considering Residential Program for accounts currently on utility assistance programs and impacted by COVID-19
- Recommendation will be brought to City Council later this fall



Dedicated ARPA Web Page sanantonio.gov

- Web Page will be live Monday October 25th
- Information about Fiscal Recovery Funds
- Community Meetings
- Reports to US Treasury
- Financial Dashboard

Unsolicited Funding Requests

**\$80.2
Million**

Requests (\$ in Millions)		Amount
Mucho Mas Productions	Film Studio Infrastructure	\$25.0
UP Partnership	After School Program (4-year program; \$5 Million per year)	20.0
Morgan's Wonderland	Capital Improvements New facilities and parks improvement	15.0
Texas A&M - San Antonio	Capital Improvements New Facility for EDUCARE	7.0
Child Safe	Capital Improvements complete Trauma Care Facility	6.0
Culture and Arts United for San Antonio (CAUSA)	Operating support and arts programming	4.0
The Children's Hospital	Care for abused and neglected children and staff training	1.2
Meals on Wheels	Capital Improvements New Meal Production Facility	2.0

Summary

- Today's presentation begins the discussion of a proposed spending framework for ARPA Fiscal Recovery Funds
- Introduces a timeline for community input and approval of plan
- Staff seeks input from City Council on proposals presented today



American Rescue Plan Proposed Funding Allocation Strategy

City Council “B” Session – October 20, 2021

Presented by: Maria Villagómez, Deputy City Manager