



Post-Solicitation Briefing
American Rescue Plan Act (ARPA)
Nonprofit | Seniors | Youth | Mental Health

City Council Special Session
Thursday January 26, 2023

Presented by:
Jessica Dovalina, Human Services Department Assistant Director
Jessie Higgins, Chief Mental Health Officer

Presentation Overview

- Competitive Solicitation
- Recommendations
- Next Steps



ARPA Spending Category Framework

Spending Category	City Council Committee	Allocation (\$ in Millions)	RFP Amount
Non-Profit Social Services	Community, Health, Environment and Culture	\$4.0 ^a	\$2.5
Seniors (Older Adults)		5.0	5.0
Youth Services	Economic and Workforce Development	10.0 ^b	9.9
Mental Health	Public Safety	26.0 ^c	22.7
Total		\$45.0	\$40.1

a) Amount includes \$1.5 million allocated to Non-Profit & Social Services – Ph I Immigration Services

b) Amount includes \$100K allocated to Youth Commission

c) Amount include \$3.3 million allocated for the expansion of hours at City's Comprehensive Senior Centers, and expansion of Teen Ambassador Program, and Stand Up SA targeted to Youth



Competitive Solicitation Background

- August/September 2022: City Council approved implementation plans, competitive solicitation scope of work and scoring criteria recommended by Council Committees
- January 2023: Staff recommendations presented today reflect City Council approved scope of work and scoring criteria
- February 2, 2023: City Council considers staff recommendations

COVID-19 Impact Areas to be addressed by Competitive Solicitation (approved by City Council)



Nonprofit Social Services (Phase II)

- 1 Address decreased economic security for residents
- 2 Mitigate increased financial hardship and infrastructure needs for nonprofit organizations impacted by COVID - 19



Senior Services (Older Adults)

- 1 Mitigate increased social isolation for older adults disproportionately impacted by COVID-19
- 2 Address increased older adult food & resource insecurity exacerbated by COVID-19
- 3 Address increased responsibility on informal & unpaid caregivers during the COVID-19 pandemic

COVID-19 Impact Areas to be addressed by Competitive Solicitation (approved by City Council)



Youth Services Implementation Plan

- 1** Lack of higher education, workforce training, & supportive services for youth aging out of foster care system
- 2** Lack of education & career opportunities for youth transitioning out of or at risk for gang involvement
- 3** Increase in number of Opportunity Youth & Homeless Youth
- 4** Decrease in access to STEM, STEAM, & other enrichment activities for youth to support school readiness & long-term success



Mental Health Implementation Plan

- 1** Youth: Address increased social isolation, anxiety, depression, & suicide in school age youth
- 2** Older Adults: Address increased social isolation, anxiety, & depression for older adults
- 3** Homeless: Address increased homeless population with mental health & substance abuse
- 4** Collaboration: Address behavioral health problems in Bexar County where COVID-19 has exacerbated existing conditions

Request for Proposal (RFP) Timeline

9: RFP Opens

**16: Pre-Submittal
Conference**

**27 & 30: Technical
Assistance Workshops**

Evaluation and Scoring

**2: Council considers
awards for approval**

September

October

Nov & Dec

January

February

March

28: RFP Closes

**26: Council briefing on
staff recommendations**

Contracts Begin

Competitive Solicitation

Requirements	Scoring Criteria	Evaluation
<ul style="list-style-type: none">• Eligibility:<ul style="list-style-type: none">• Nonprofit, Faith-Based, or Public Entity• 2 years of Operation• Demonstrated COVID Impact• Targeted, Equity Based Service Area	<ul style="list-style-type: none">• Experience, Background, & Qualifications: 30 Points• Proposed Plan: 50 Points• Budget: 20 Points• Scoring Priority:<ul style="list-style-type: none">• Small Organizations• Community Collaboration• Innovation & Continuity of Effective Operations	<ul style="list-style-type: none">• 14 Panels with 58 evaluators:<ul style="list-style-type: none">• Board and Commission members• Lived Experience• Community Members• COSA Staff

Evaluation Panel Members



14 Panels
58 Unduplicated Evaluators

Organization	# Evaluation Panel Members
Community Funders (Kronkosky Foundation, San Antonio Area Foundation, United Way of San Antonio & Bexar County, H.E. Butt Foundation, and WellMed Medical Management, Inc.)	9
Service Providers & Stakeholders (Baptist Health System, Bexar County Fostering Educational Success, Big Sun Solar, Christus Health, and Housing First Community Coalition)	6
Community Stakeholders & Policy Experts (greater:SATX, Meadows Mental Health Policy Institute, Region 20 – Early Matters, and San Antonio Chamber of Commerce)	5
City of San Antonio Board & Commission Members (Strengthening Family Well – Being, San Antonio Youth Commission, Project Worth Ambassador Mentor)	4
City of San Antonio (Human Services, Health, Workforce, Municipal Court, SAPD, Parks & Recreation)	34
Total	58

Funding Recommendations

- **97** Agencies applied with total requests of **\$145.6** Million
- **59** Agencies recommended

Category	RFP Amount	Proposals Received	Recommendation
Non-Profit Social Services (Phase II)	\$ 2,500,000	\$ 26,114,749	\$ 2,500,000
Senior Services (Older Adults)	5,000,000	11,532,058	4,927,339
Youth Services	9,900,000	42,683,219	9,659,164
Mental Health	22,750,000	65,287,280	19,313,756
Total	\$ 40,150,000	\$ 145,617,306	\$ 36,400,259

Agencies Not Recommended for Funding

- **38** Agencies Not Recommended

Category	# of Agencies	Request (\$ in Millions)
1. Strong application, no funding left in category	12	\$ 8.1
2. Low score	21	37.9
3. Did not address scope of work of application:		
• <i>Requested Capital Funds</i>	2	14.0
• <i>Proposed different services</i>	3	9.8
Total	38	\$ 69.8

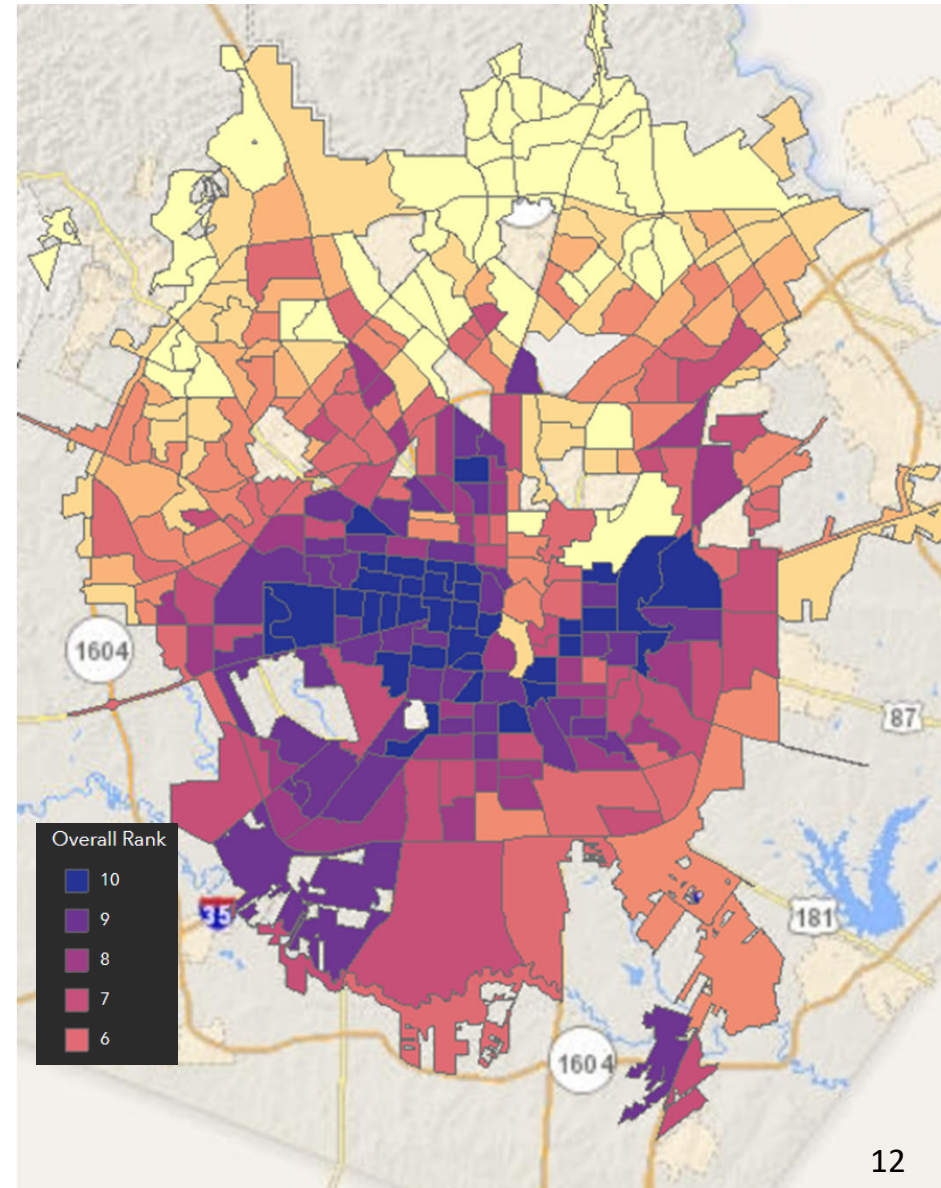
Targeted Service Area



Equity Atlas Index
Score of 6 or Higher



Disproportionate
COVID-19 Impact



Nonprofit Social Services - \$2.5 Million



11 Agencies Recommended
Category Total - 170,000 Residents Served

COVID-19 Impact **Address Decreased Economic Security for Residents - \$1 Million**

Recommended Services

- Resource Navigation
- Benefits Enrollment
- Direct Financial Assistance
- Financial Counseling
- Case Management
- Education & Workforce

Community Impact

- Connect over 150,000 residents to expanded online resource navigation
- More than 1,200 obtain or improve employment status
- Improve financial security for 300 households

Nonprofit Social Services, Continued



COVID-19 Impact

Mitigate Increased Financial Hardship & Infrastructure Needs for Nonprofit Organizations Impacted by COVID – 19 - \$1.5 Million

Recommended Services

- Technology Access and Improvements
- Expansion of Existing & New Programming
- Physical Infrastructure Improvements
- Language Access Services

Community Impact

- Improve access to services for 15,000 residents
 - Expand technology and virtual access
 - Modify existing physical space
 - Improve language access to websites, materials and cultural competency of staff

Senior Services (Older Adults) - \$4.9 Million



**13 Agencies Recommended
Category Total - 13,000 Older Adults Served**

COVID-19 Impact Mitigate Increased Social Isolation for Older Adults Disproportionately Impacted by COVID – 19 - \$2 Million

Recommended Services

- Chat Line
- Volunteer & Employment Opportunities
- Transportation
- Access to Technology
- Congregate Programming

Community Impact

- More than 5,000 older adults provided with resources to improve isolation
- 2,000 connected to transportation with 18,000 rides provided
- 850 peer- to - peer calls
- 120 connected to volunteer opportunities
- 75% Report improved social/community connection

Senior Services (Older Adults), *Continued*



COVID-19 Impact Address Increased Older Adult Food & Resource Insecurity Exacerbated by COVID – 19 - \$2 Million

Recommended Services

- Resource Connection & Benefits Enrollment
- Monthly Food Commodities & Food Pantry Access
- Discrete Incontinence Supply Deliveries
- Enhanced Connection to Health Services

Community Impact

- 3,500 connected to monthly food commodities and pantry services
- 1,320 hygiene product deliveries for 330 older adults
- 85% Report improved food and resource security

Senior Services (Older Adults), *Continued*



COVID-19 Impact Address Increased Responsibility on Informal & Unpaid Caregivers During the COVID – 19 Pandemic- \$900,000

Recommended Services

- Education & Training
- Resource Connection
- 24/7 Helpline
- Counseling & Group Therapy
- Personal Care & Housekeeping
- Group Activities & Respite Services

Community Impact

- 2,000 connected to training, resources, and services
- 700 participants receiving case management no longer need services after 3 months
- 75% Report improved Alzheimer's/Dementia care and resource awareness

Youth Services - \$9.7 Million



28 Agencies Recommended
Category Total - 9,700 Youth Served

COVID-19 Impact Lack of Higher Education, Workforce Training & Supportive Services for Youth Aging Out of Foster Care System - \$1.7 Million

Recommended Services

- Tutoring
- Mentoring
- Case Management
- Peer Support
- Emergency Financial Assistance

Community Impact

- 810 will access education and workforce programs including Ready to Work
- 220 participate in case management and/or receiving emergency assistance
- 225 improved academic achievement

Youth Services, *Continued*



**COVID-19 Impact
Lack of Education & Career Opportunities for Youth
Transitioning Out of or At Risk for Gang Involvement -
\$800,000**

Recommended Services

- Tutoring
- Mentoring
- Case Management
- Career Exploration & Apprenticeships

Community Impact

- 220 youth at risk youth will receive education, career, and support services
- 100 will demonstrate improved soft skills
- 100 demonstrate improved job readiness skills

Youth Services, *Continued*



COVID 19 Impact Increase in Opportunity & Homeless Youth – 2.7 Million

Recommended Services

- Education & Training
- Coaching and Case Management
- Peer Support & Group Therapy
- Internships
- Financial Assistance & Basic Needs Assistance

Community Impact

- 1,465 receive education, workforce, & support services
- 220 receive longer-term case management & individual service planning
- 500 achieve education milestone/improved post – secondary preparedness

Youth Services, *Continued*



COVID-19 Impact
Decrease in Access to STEM,STEAM, & Other Enrichment Activities for Youth to Support School Readiness & Long-Term Success – \$4.5 Million

Recommended Services

- STEM/STEAM Out of School Time Programming
- Workforce Exploration
- Case Management
- Meals
- Transportation

Community Impact

- 7,326 participate in STEM, STEAM, and/or enrichment activities
- 2,000 students with improved academic performance
- 1,500 express strong STEM/STEAM identity and future career interest
- 500 improve college readiness

Youth Mental Health - \$14.25M

- Equity Index Score of 6 or higher
- Mental health hospitalization rate greater than 42.5 per 10,000 people
- Areas with 10,225 or more 911 calls



18 Agencies Recommended
Category Total - 7,700 Youth Served

COVID-19 Impact

Youth – Address Increased Social Isolation, Anxiety, Depression, & Suicide in School Age Youth - \$12.75 Million

Recommended Services

- Individual Counseling
- Group Counseling
- Case Management
- Family Support and education
- Medication Services

Community Impact

- 7,000 youth, 900 families served
- Decreased depression, increased wellbeing, increased knowledge of resources

Youth Mental Health, *continued*



COVID-19 Impact
Youth – Address Increased Social Isolation, Anxiety, Depression, & Suicide in School Age Youth - \$1.50 Million

Recommended Services

- Assessment and Diagnosis
- Connection to Appropriate Resources

Community Impact

- 700 children served
- Reduction in waitlist for diagnosis, improved access to services, increased wellbeing

Older Adult Mental Health Services - \$2.50M



7 Agencies Recommended
Category Total – 23,000 Older Adults Served

COVID-19 Impact Older Adults – Address Increased Social Isolation, Anxiety, & Depression for Older Adults - \$2.50 Million

Recommended Services

- Peer support and home visitation
- Congregate older adult recreation & programming
- Case Management and supportive services

Community Impact

- 22,000 older adults connected to online resource navigation
- 1,300 connected to physical and group activities to improve physical well being
- 400 improve social isolation and mental well being

Homeless Services - \$2.56M



4 Agencies Recommended
Category Total - 3,500 Foster Care &
Homeless Veterans Served

COVID-19 Impact

Address Increased Homeless Population with Mental Health & Substance Abuse - \$2.56 Million

Recommended Services

- Services for Youth Aging Out of Foster Care & Veterans
- Mental Health Services
- Case Management
- Housing Services

Community IMPACT

- 2,900 improve housing stability
- 1,900 engaged in group therapy and/or counseling
- 1,500 engage in substance abuse treatment

Unallocated Amount

- \$3.7 Million not recommended for award as proposals did not address scope of work requested. Staff Recommended the following actions

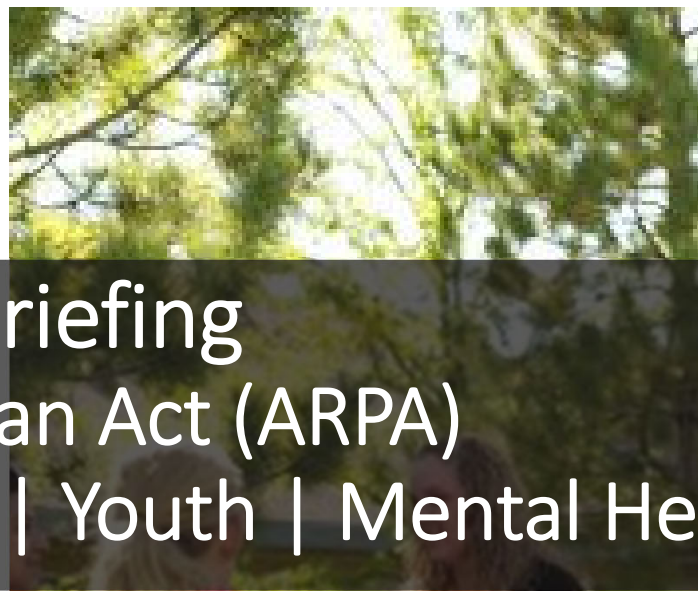
Category	Amount	Recommendation
Youth Services	\$ 240,836	Reissue RFP through DHS Consolidated Funding Process as part of FY 2024 Budget Process
Older Adult Services	72,661	
Mental Health: Homeless – Foster Youth Outreach & Services	2,436,244	Reissue RFP Competitive Bid in February
Mental Health: Collaboration - Education Campaign/ 988 Line	1,000,000	Coordinate with stakeholders to seek feedback
Total	\$ 3,749,741	

- Additionally, \$159,471 in declined funding from Nonprofit Social Services (Phase I) Immigration Awards also recommended to be issued through DHS Consolidated Funding Process.

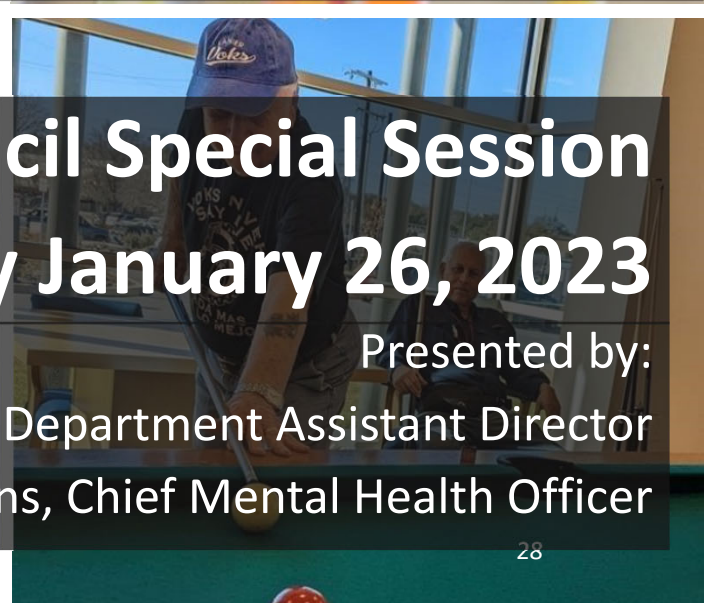
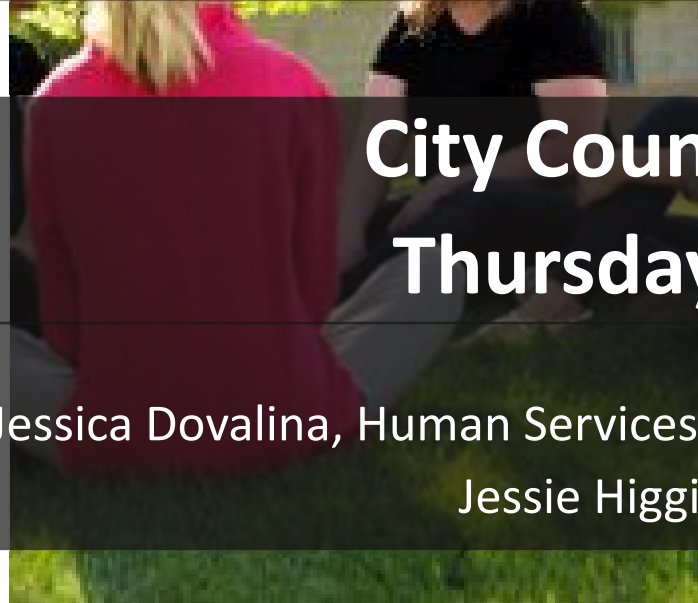



Next Steps

- February 2, 2023 – City Council considers award recommendations
- March 2023 – Contracts begin
- March 2025 – End of Contract Term



Post-Solicitation Briefing American Rescue Plan Act (ARPA) Nonprofit | Seniors | Youth | Mental Health



City Council Special Session Thursday January 26, 2023

Presented by:
Jessica Dovalina, Human Services Department Assistant Director
Jessie Higgins, Chief Mental Health Officer