

**Cite & Release Program
Fourth Quarter Report
For the Twelve-Month Period ending June 30, 2020**



**Prepared by the San Antonio Police
Department**

August 25, 2020

SAPD Class A/B Misdemeanor Cite & Release Program Report

4th Quarter Report for the Year Ending June 30, 2020

August 25, 2020

OVERVIEW

This report outlines the enforcement activity related to the SAPD enhanced Cite and Release program, which began on July 1, 2019. The period covered by this report is July 1, 2019, through June 30, 2020. This program authorizes SAPD Officers to issue citations in lieu of custodial arrest in certain Class A or B misdemeanor offenses codified within Texas Code of Criminal Procedure Article 14.06 (c) and (d). The SAPD amended existing departmental policy and expanded officer discretion to support the enhanced cite and release opportunities. However, in consultation with the Bexar County District Attorney's Office, the Class A and B misdemeanor offense of Penal Code 28.08 Graffiti was excluded from the authority to cite and release. The offenses authorized for cite and release under the enhanced SAPD program are as follows:

1. Class B Possession of Marijuana (0-2 oz.)
2. Class A Possession of Marijuana (2-4 oz.)
3. Class B Possession of Substance in Penalty Group 2-A (0-2 oz.)
E.g. Synthetic cannabinoids
4. Class A Possession of Substance in Penalty Group 2-A (2-4 oz.)
E.g. Synthetic cannabinoids
5. Class B Criminal Mischief (\$100 or over and less than \$750)
E.g. damaged property, broken windows, flattened tires
6. Class B Theft from businesses (\$100 or over and less than \$750)
E.g. shoplifting, retail theft
7. Class B Theft of Service (\$100 or over and less than \$750)
E.g. non-payment of tab or check, rental fee
8. Class B Contraband in a Correctional Facility
E.g. alcohol, controlled substance, deadly weapon, tobacco products
9. Driving While License Invalid

In an effort to evaluate the effectiveness of the implementation of the enhanced Cite and Release Program and to provide the community with information on the program, the Department will produce a quarterly report providing information on the following:

1. Enforcement Activity
2. Race/Ethnicity
3. Age
4. Gender
5. Location
6. Offense Type
7. Arrest Reason
8. Officer Availability

SAPD Class A/B Misdemeanor Cite & Release Program Report

4th Quarter Report for the Year Ending June 30, 2020

August 25, 2020

1. ENFORCEMENT

During the period of April through June 2020 (Q4), the SAPD arrested 1,441 individuals for eligible offenses. Of these, 913 (63%) were custodial arrest, 506 (35%) were issued a misdemeanor citation, and 22 (2%) were released for another reason.

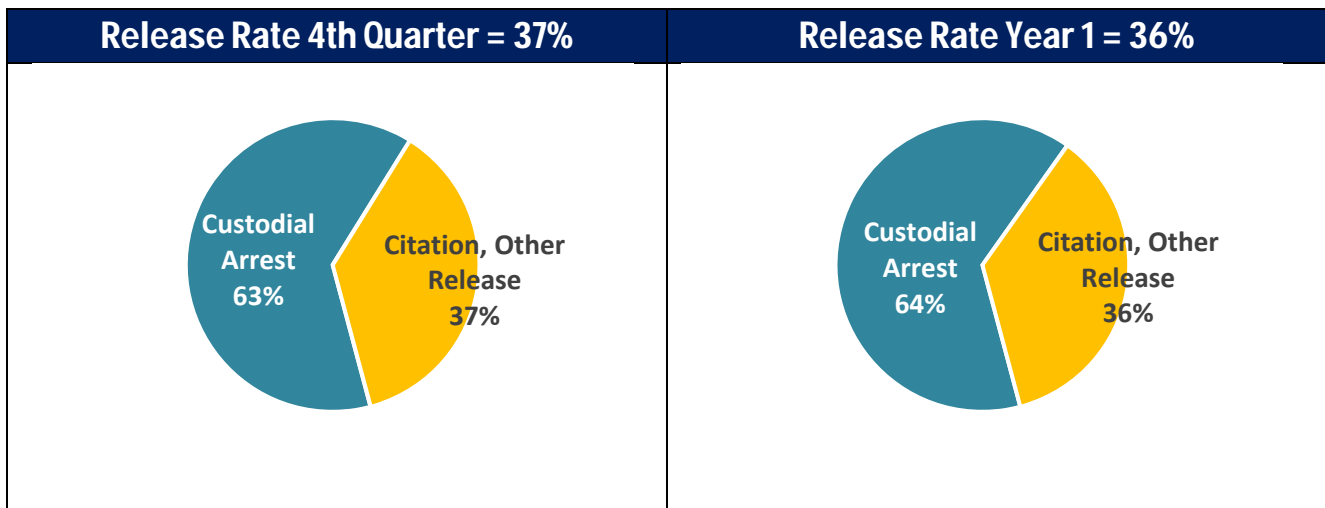
Figure 1.1 identifies the one-year total enforcement activity by type of arrest (July 1, 2019 to June 30, 2020). During the year, the SAPD performed 4,143 custodial arrests which represents approximately 64% of the enforcement activity for eligible offenses. Similarly, the SAPD released 2,304 individuals via misdemeanor citation and 72 individuals via other forms of release during the first year. The year breakdown is consistent with the Q4 results during which 63% of individuals were arrested, 35% were issued a citation and 2% were released for another reason. Other forms of release include: medical, emergency detention and public intoxication.

Table 1.1 – Total Arrests and Citations

	Q4 (April 1 to June 30, 2020)	Annual (July 1, 2019 to June 30, 2020)
No. of Arrests	913	4,143
No. of Citations	506	2,304
Other releases	22	72
Total	1,441	6,519

Figure 1.2 shows the total percentage of encounters under this program that result in a cite-and-release outcome.

Figure 1.2 – Release Rate



SAPD Class A/B Misdemeanor Cite & Release Program Report
4th Quarter Report for the Year Ending June 30, 2020
 August 25, 2020

2. RACE/ETHNICITY

This Section of the report provides information by Race/Ethnicity. Table 2.1 identifies the percentage of arrestees (arrests and citations) by race or ethnicity during Q4 and the total for the first year of the program. During Q4, Hispanic arrests comprised 68% of the total and they make up 69% for the year. Whites accounted for 14% of the arrests in Q4 and 15% for the year. African Americans represented 17% of the total arrests in Q4 and 16% for the first year of the program.

Table 2.1 – Arrestees (arrests and citations) Demographic Breakdown

	Q4 (April 1 to June 30, 2020)			Annual (July 1 to June 30, 2020)	
	San Antonio Demographics*	Total	%	Total	%
Hispanic	64.2%	986	68%	4,498	69%
White	24.8%	206	14%	952	15%
African American	6.9%	238	17%	1,017	16%
Other Race	4.1%	11	1%	52	1%
Total	100%	1,441	100%	6,519	100%

*Source: <https://www.census.gov/quickfacts/sanantoniocitytexas>

Table 2.2 identifies the number of arrestees either arrested via custodial arrest or released by race/ethnicity during Q4. With respect to Hispanic arrestees, 361 of the 625 individuals were released which represents an approximate 37% release rate. The data related to White arrestees demonstrates 82 individuals were released out of 206 total arrestees or approximately 40%. In Q4, 80 African Americans were released out of 238 arrestees representing close to 34%.

Table 2.2 –Release Rate by Race/Ethnicity Q4

Race/Ethnicity	Custodial Arrests	Citations	Other Release*	Total	Release Rate
Hispanic	625	346	15	986	37%
White	124	80	2	206	40%
African American	158	75	5	238	34%
Other Race	6	5	0	11	45%
Total	913	506	22	1,441	37%

*Other forms of release include: medical, emergency detention and public intoxication.

The data suggests there is not a large disparity by race or ethnicity with respect to the outcome of release as opposed to custodial arrest. Additionally, the Q4 data is consistent with the release rate in previous quarterly reports.

SAPD Class A/B Misdemeanor Cite & Release Program Report
4th Quarter Report for the Year Ending June 30, 2020
 August 25, 2020

Table 2.3 reflects the percentage of individuals released broken down by race/ethnicity for the first year of the program.

Table 2.3 –Release Rate by Race/Ethnicity Annual Totals

Race/Ethnicity	Custodial Arrests	Citations	Other Release*	Total	Release Rate
Hispanic	2,858	1,547	49	4,454	36%
White	604	375	7	986	39%
African American	645	358	10	1,013	36%
Other Race	36	24	6	66	45%
Total	4,143	2,304	72	6,519	36%

*Other forms of release include: medical, emergency detention and public intoxication.

SAPD Class A/B Misdemeanor Cite & Release Program Report
4th Quarter Report for the Year Ending June 30, 2020
 August 25, 2020

3. AGE

Table 3.1 identifies the Q4 arrestees with respect to the age of the arrestee. This data demonstrates that approximately 1,171 or 81% of the 1,441 total arrestees were 40 years of age or younger while the annual percentage is 83% of arrestees who were 40 years of age or younger. This trend is in line with other general crime trends where those engaged in crime tend to be younger as opposed to older.

Table 3.1 – Arrests by Age Range Q4

Age Range	Arrest	Release	Total Offenses	Q4 Offense %	Release Rate
<20	109	117	226	16%	52%
21 to 30	371	184	555	39%	33%
31 to 40	271	119	390	27%	31%
41 to 50	111	62	173	12%	36%
51 to 60	44	36	80	6%	45%
61 to 70	7	7	14	1%	50%
70+	0	3	3	0.2%	100%
Total	913	528	1,441	100%	37%

Table 3.2 reflects the percentage of individuals released broken down by age for the first year of the program.

Table 3.2 – Arrests by Age Range Year 1 of Program

Age Range	Arrest	Release	Total Offenses	Annual Offense %	Release Rate
<20	524	514	1,038	16%	50%
21 to 30	1,690	915	2,605	40%	35%
31 to 40	1,181	567	1,748	27%	32%
41 to 50	508	223	731	11%	31%
51 to 60	196	124	320	5%	39%
61 to 70	41	26	67	1%	39%
70+	3	7	10	0.1%	70%
Total	4,143	2,376	6,519	100%	36%

SAPD Class A/B Misdemeanor Cite & Release Program Report
4th Quarter Report for the Year Ending June 30, 2020
 August 25, 2020

4. GENDER

Figure 4.1 identifies the number of arrestees based on gender. The data demonstrates that in Q4 75% of the arrestees were male. Additionally, the release rate by gender is provided at 44% for female arrestees which is similar with the 41% annual female release rate. The release rate for male arrestees is 34% which is also consistent with the annual release for males of 35%.

Figure 4.1 – Gender Comparison 4th Quarter

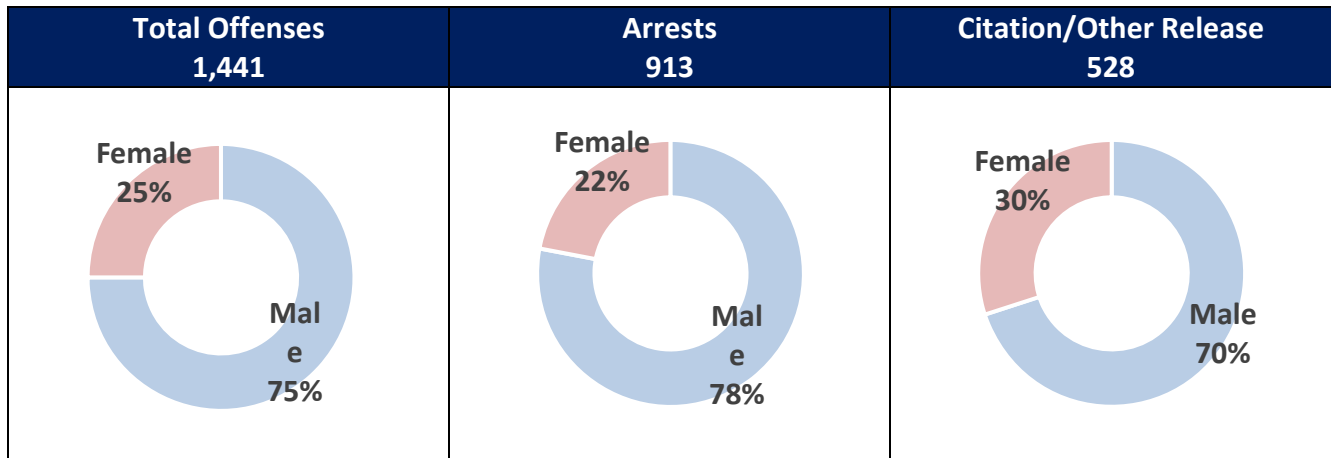


Figure 4.2 reflects the percentage of total offenses, arrests, and citations/other by gender.

Figure 4.2 – Gender Comparison – Year 1 of Program

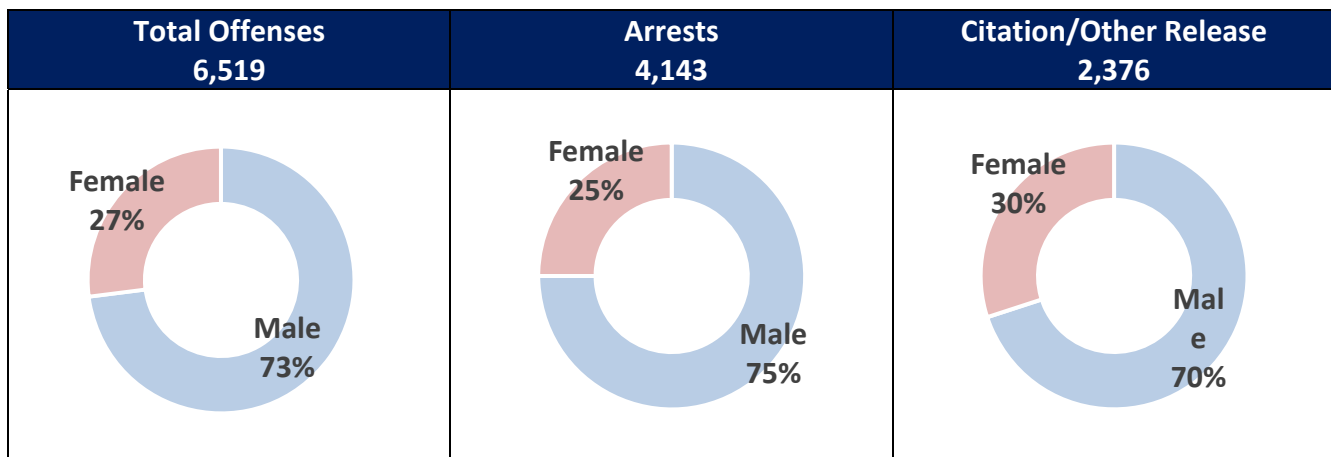


Table 4.3 reflects the release rate via cite and release by gender for Q4 and for the year.

<i>Table 4.3</i>	Release Rate 4 th Qtr			Release Rate Year 1		
	Female	Male	Total	Female	Male	Total
Arrests	203	710	913	1,044	3,099	4,143
Release	159	369	528	715	1,661	2,376
Total	362	1,079	1,441	1,759	4,760	6,519
Percentage Release	44%	34%	37%	41%	35%	36%

SAPD Class A/B Misdemeanor Cite & Release Program Report
4th Quarter Report for the Year Ending June 30, 2020
 August 25, 2020

5. LOCATION

Table 5.1 identifies enforcement activity by location within the applicable SAPD Service Area. The number of arrests (custodial and citation release) range from a low of 140 arrests in the Prue Service Area to a high of 313 arrests in the Central Service Area. The SAPD Service Area with the lowest citation rate was the Central Service Area at 32% and the highest release rate was 47% in the Prue Service Area.

Table 5.1 – Arrests by Service Area, Q4

Service Area	Arrest	Release	Total	Q4 % Release
Central	214	99	313	32%
North	105	82	187	44%
East	138	78	216	36%
West	194	111	305	36%
South	179	83	262	32%
Prue	74	66	140	47%
Outside COSA	9	9	18	50%
TOTAL	913	528	1,441	37%

Table 5.2 – Total arrests by Service Area for Year 1 of the Program

Service Area	Arrest	Release	Total	Annual % Release
Central	905	494	1,399	35%
North	541	376	917	41%
East	595	308	903	34%
West	825	547	1,372	40%
South	779	374	1,153	32%
Prue	462	255	717	36%
Outside COSA	36	22	58	38%
TOTAL	4,143	2,376	6,519	36%

SAPD Class A/B Misdemeanor Cite & Release Program Report
4th Quarter Report for the Year Ending June 30, 2020
 August 25, 2020

6. OFFENSE TYPE

Table 6.1 identifies the enforcement activity by offense and the associated release rate via citation. Class B Theft and Class B Possession of Marijuana are the offenses that generate most of the enforcement activity at 83% of the arrests combined. Class B Theft has a higher citation release rate at approximately 57% as compared to the release rate of approximately 35% for Possession of Marijuana 0-2 oz. The lowest citation release rate is Class B Criminal Mischief at approximately 10%.

Table 6.1 – Arrests by Offense

OFFENSE	Arrest	Release	Total	Q4 % Release
Contraband In Correctional Facility	0	0	0	n/a
Criminal Mischief \$100 to <\$750	84	9	93	10%
Driving While License Invalid	15	11	26	42%
Class B Theft \$100 to <\$750	109	144	253	57%
Class B Theft of Service \$100 to <\$750	0	1	1	100%
Possession of Marijuana 0 - 2 OZ (Class B)	608	333	941	35%
Possession of Marijuana 2 - 4 OZ (Class A)	49	15	64	23%
Possession Controlled Substance < 2 OZ	43	15	58	26%
Possession Controlled Substance 2 - <4 OZ	5	0	5	0%
Totals	913	528	1,441	37%

Table 6.2 provides the total arrests by Offense type for Year 1 of the Program.

OFFENSE	Arrest	Release	Total	Annual % Release
Contraband In Correctional Facility	4	0	4	0%
Criminal Mischief \$100 to <\$750	320	36	356	10%
Driving While License Invalid	43	29	72	40%
Class B Theft \$100 to <\$750	608	690	1,298	53%
Class B Theft of Service \$100 to <\$750	11	7	18	39%
Possession of Marijuana 0 - 2 OZ (Class B)	2,640	1,464	4,104	36%
Possession of Marijuana 2 - 4 OZ (Class A)	132	42	174	24%
Possession Controlled Substance < 2 OZ	368	108	476	23%
Possession Controlled Substance 2 - <4 OZ	17	0	17	0%
Totals	4,143	2,376	6,519	36%

SAPD Class A/B Misdemeanor Cite & Release Program Report
4th Quarter Report for the Year Ending June 30, 2020
 August 25, 2020

7. CUSTODIAL ARREST REASON

The reason officers effect a custodial arrest can vary widely and current SAPD policy identifies certain circumstances where a custodial arrest is required. Figure 7.1 identifies the reason for officers effecting a custodial arrest. The majority of the instances where a custodial arrest was made was due to the individual either being charged with violation(s) beyond the offenses eligible for cite and release and the arrestee having an existing arrest warrant at approximately 83.5% combined which represents a 5.1% decrease from previous quarters when those categories accounted for 88.6% of custodial arrests. In both of these circumstances a custodial arrest is likely required by current SAPD policy as the additional charge and/or warrant require the custodial arrest.

Table. 7.1 – Q4 Reason for Custodial Arrest

Arrest Reason	4 th Quarter		2 nd to 4 th Quarter*	
	Count	Percentage	Count	Percentage
Multiple Charges	563	61.7%	1,701	55.6%
Warrants	199	21.8%	984	32.2%
Victim Custodial Arrest Demand / Expected	56	6.1%	152	5.0%
Medical / Self Harm	7	0.8%	35	1.1%
Uncooperative Suspect	16	1.8%	55	1.8%
Unspecified	41	4.5%	69	2.3%
Insufficient ID	4	0.4%	13	0.4%
Suspect of Other Criminal Behavior	23	2.5%	40	1.3%
Not Bexar County Resident	4	0.4%	8	0.3%
Total	913	100.0%	3,057	100.0%

*Categorization for the of Arrest reasons slightly changed in the 2nd Quarter. Data for the 1st Quarter is being categorized in the same manner as of the 2nd Quarter and forward.

Table 7.2 provides a breakdown of the Custodial Arrests by race ethnicity for those arrests not including warrants and multiple charges. The data below reflects cumulative date for Q2, Q3 and Q4.

Table. 7.2 – Demographics and Custodial Arrest by Race/Ethnicity

	San Antonio Demographics*	4 th Quarter	2 nd to 4 th Quarter **
Hispanic	64.2%	68.2%	65.9%
White	24.8%	25.2%	22.3%
African American	6.9%	5.3%	10.5%
Other Race	4.1%	1.3%	1.3%
Total	100%	100%	100.0%

*Source: <https://www.census.gov/quickfacts/sanantoniocitytexas>

**Categorization for the of Arrest reasons slightly changed in the 2nd Quarter. Data for the 1st Quarter is being categorized in the same manner as of the 2nd Quarter and forward.

SAPD Class A/B Misdemeanor Cite & Release Program Report
4th Quarter Report for the Year Ending June 30, 2020
 August 25, 2020

8. OFFICER AVAILABILITY

Table 8.1 identifies the crimes with the highest citation rate and the associated average time savings as compared to custodial arrest times for those crimes. The total reduction in time spent on these crimes was 939.2 hours during the three months. Based on full-time equivalent (FTE) analysis, this reduction results in officer time on call savings equivalent to 2.3 FTE during the three-month period which is slightly less than the savings realized in Q3 which equaled 2.7 FTE. Since the implementation of the program there has been a total average FTE savings of 2.6 officers.

Table 8.1 – Q4 Reduced Officer Time On Call

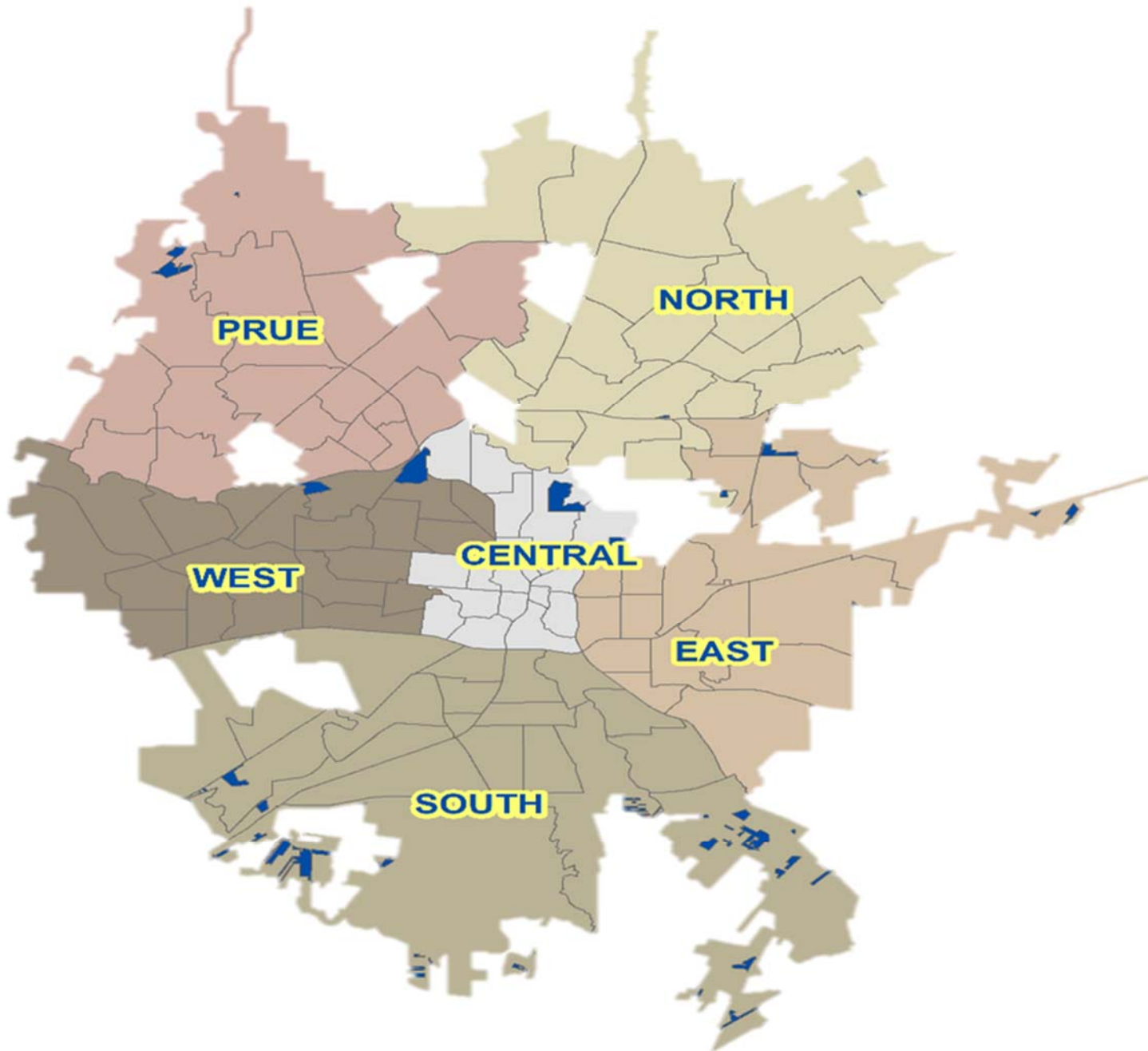
OFFENSE	Citation	Avg. Reduction	Q4 Hours Reduced	Annual Hours Reduced
Contraband In Correctional Facility	0	N/A	N/A	0
Criminal Mischief \$100 to <\$750	9	N/A	N/A	0
Driving While License Invalid	11	1:10	12.8	33.8
Class B Theft \$100 to <\$750	144	1:57	280.8	1,345.5
Class B Theft of Service \$100 to <\$750	1	0:14	0.2	1.6
Possession of Marijuana 0 - 2 OZ	333	1:52	621.6	2,732.8
Possession of Marijuana 2 - 4 OZ	15	0:32	8.0	22.4
Possession Schedule 2A Controlled Substance < 2 OZ	15	1:03	15.8	113.4
Possession Schedule 2A Controlled Substance 2 - <4 OZ	0	N/A	N/A	0
Total Hours Reduced			939.2	4,249.6

SAPD Class A/B Misdemeanor Cite & Release Program Report
4th Quarter Report for the Year Ending June 30, 2020
August 25, 2020

APPENDIX

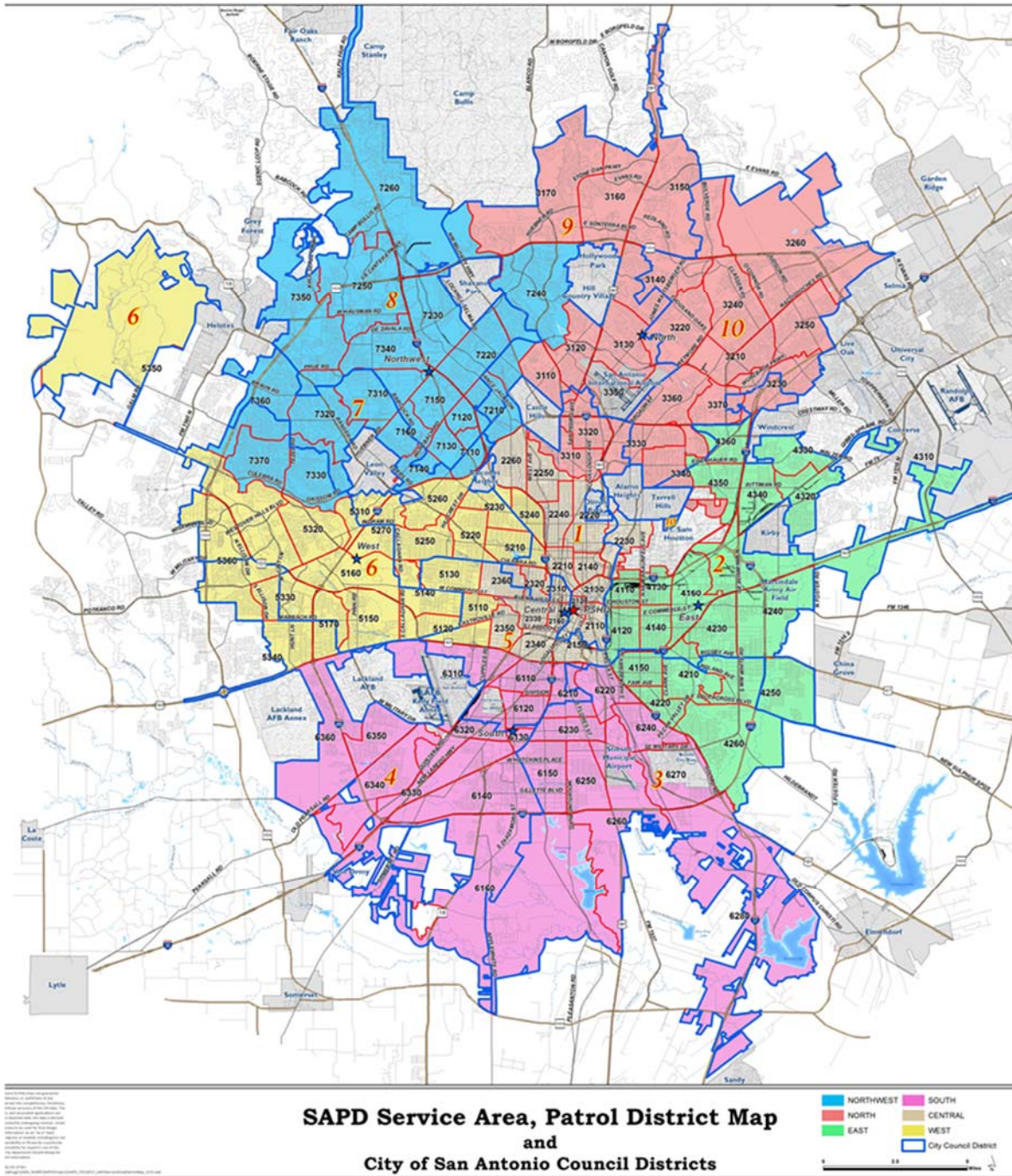
SAPD Class A/B Misdemeanor Cite & Release Program Report
4th Quarter Report for the Year Ending June 30, 2020
August 25, 2020

SUBSTATION MAP



SAPD Class A/B Misdemeanor Cite & Release Program Report
4th Quarter Report for the Year Ending June 30, 2020
 August 25, 2020

Substation Map – Council Districts



SAPD Class A/B Misdemeanor Cite & Release Program Report
4th Quarter Report for the Year Ending June 30, 2020
 August 25, 2020

CITATION BOOK

**SAN ANTONIO POLICE DEPARTMENT
 CITE AND RELEASE
 CITATION**

INSTRUCTIONS:

- 1) **ELIGIBLE OFFENSES:** ARE LISTED IN GENERAL MANUAL PROCEDURE 505.06.B.
 - a) An Officer who determines probable cause has been established for any of the eligible offenses can issue a citation if the offender does not have any of the restrictions listed in General Manual Procedure 505.05.A or .06.A.
- 2) **Report Responsibility:** When officers issue a Cite and Release Citation in lieu of custodial arrest, the officers shall:
 - a) Create an offense report;
 - b) Document the citation number in the report;
 - c) Submit the report for approval;
 - d) The report shall be submitted to the DA's Office per General Manual Procedure 505.03.B.
- 3) **The original citation** is submitted in an envelope through bin mail to: *DA's Office, Intake Division, Attn: Cite and Release.*
- 4) **Date of Appearance** should be set 10 days from the date the citation is issued.
- 5) **Return** empty ticket books to Records Unit for destruction.

IF FOUND PLEASE RETURN

**SAN ANTONIO POLICE DEPARTMENT
 CITE AND RELEASE CITATION**

No. CR 0003175

ROUTING OF REPORT
DISTRICT ATTORNEY'S OFFICE

DATE ISSUED		TIME ISSUED	DAY OF WEEK
MONTH	DAY	YEAR	
(PRINT) LAST NAME		FIRST	MIDDLE

RESIDENCE ADDRESS

CITY	ZIP CODE	PHONE
------	----------	-------

BUSINESS ADDRESS (OR SCHOOL ATTENDED)

CITY	ZIP CODE	BUSINESS PHONE
------	----------	----------------

RACE	SEX	HAIR	EYES	HEIGHT	WEIGHT	DATE OF BIRTH
						/ /

DRIVER'S LICENSE	STATE	NUMBER	SOCIAL SECURITY NUMBER

OTHER ID OR EMAIL ADDRESS:

VIOLATION CHARGED

BASED UPON THE INFORMATION CONTAINED HEREIN, A COMPLAINT WILL BE FILED AGAINST YOU FOR THE VIOLATION INDICATED BELOW

OFFENSE(S) NOT COMMITTED IN MY PRESENCE
 CERTIFIED ON INFORMATION AND BELIEF.

PLACE OF OFFENSE

BADGE NO.	DISTRICT OF ARREST	ASSIGNMENT NO.

SIGNATURE OF OFFICER

By signing below, I agree: 1) to report to the Bexar County District Attorney's Office at the ReEntry Center at 222 S. Cornal for further instructions. I will report no sooner than the date written below and no later than 30 days after that date; and 2) to be contacted at the phone number or email address provided for purposes related to this citation, including notification of reporting.

DATE OF APPEARANCE: / / (Date should be 10 days from issue)

SIGNATURE: _____

THIS IS NOT AN ADMISSION OF GUILT
 SEE REVERSE SIDE FOR MORE INSTRUCTIONS

SAPD Class A/B Misdemeanor Cite & Release Program Report
4th Quarter Report for the Year Ending June 30, 2020
 August 25, 2020

Annual Custodial Arrests/Citations by Patrol District

Central Service Area

Patrol District	Custodial Arrest	Citation / Other Release	Totals
2110	94	71	165
2120	54	37	91
2130	73	41	114
2140	33	12	45
2150	18	17	35
2160	40	24	64
2210	29	17	46
2220	18	10	28
2230	24	9	33
2240	34	12	46
2250	28	10	38
2260	71	53	124
2310	126	36	162
2320	54	33	87
2330	62	33	95
2340	46	20	66
2350	56	28	84
2360	45	31	76
	905	494	1,399

SAPD Class A/B Misdemeanor Cite & Release Program Report
4th Quarter Report for the Year Ending June 30, 2020
 August 25, 2020

Annual– Custodial Arrests/Citations by Patrol District

North Service Area

Patrol District	Custodial Arrest	Citation / Other Release	Totals
3110	21	6	27
3120	30	16	46
3130	7	10	17
3140	12	7	19
3150	10	5	15
3160	8	20	28
3170	6	4	10
3210	19	13	32
3220	7	8	15
3230	34	18	52
3240	33	22	55
3250	26	11	37
3260	14	11	25
3310	27	10	37
3320	123	137	260
3330	31	16	47
3340	34	24	58
3350	34	13	47
3360	16	7	23
3370	49	18	67
	541	376	917

SAPD Class A/B Misdemeanor Cite & Release Program Report
4th Quarter Report for the Year Ending June 30, 2020
 August 25, 2020

Annual – Custodial Arrests/Citations by Patrol District

East Service Area

Patrol District	Custodial Arrest	Citation / Other Release	Totals
4110	41	27	68
4120	66	30	96
4130	38	13	51
4140	58	22	80
4150	47	11	58
4160	22	5	27
4210	45	22	67
4220	24	41	65
4230	21	4	25
4240	55	40	95
4250	27	8	35
4260	16	8	24
4310	12	7	19
4320	22	15	37
4330	10	8	18
4340	48	22	70
4350	19	11	30
4360	24	14	38
	595	308	903

SAPD Class A/B Misdemeanor Cite & Release Program Report
4th Quarter Report for the Year Ending June 30, 2020
 August 25, 2020

Annual – Custodial Arrests/Citations by Patrol District

West Service Area

Patrol District	Custodial Arrest	Citation / Other Release	Totals
5110	38	21	59
5120	38	23	61
5130	54	41	95
5140	44	42	86
5150	76	33	109
5160	48	50	98
5170	38	21	59
5210	26	15	41
5220	56	56	112
5230	35	19	54
5240	41	30	71
5250	46	21	67
5260	47	21	68
5270	55	14	69
5310	42	45	87
5320	22	6	28
5330	55	28	83
5340	23	15	38
5350	19	24	43
5360	22	22	44
	825	547	1,372

SAPD Class A/B Misdemeanor Cite & Release Program Report
4th Quarter Report for the Year Ending June 30, 2020
 August 25, 2020

Annual – Custodial Arrests/Citations by Patrol District

South Service Area

Patrol District	Custodial Arrest	Citation / Other Release	Totals
6110	37	19	56
6120	54	17	71
6130	48	43	91
6140	59	28	87
6150	53	16	69
6160	7	4	11
6210	51	7	58
6220	93	30	123
6230	39	14	53
6240	42	17	59
6250	18	10	28
6260	15	13	28
6270	26	39	65
6280	0	0	0
6310	31	16	47
6320	34	18	52
6330	54	28	82
6340	42	19	61
6350	40	6	46
6360	36	30	66
	779	374	1,153

SAPD Class A/B Misdemeanor Cite & Release Program Report
4th Quarter Report for the Year Ending June 30, 2020
 August 25, 2020

Annual – Custodial Arrests/Citations by Patrol District

Prue Service Area

Patrol District	Custodial Arrest	Citation / Other Release	Totals
7110	33	11	44
7120	51	18	69
7130	17	5	22
7140	33	18	51
7150	22	13	35
7160	19	6	25
7210	30	18	48
7220	25	4	29
7230	29	24	53
7240	10	0	10
7250	18	15	33
7260	41	16	57
7310	10	6	16
7320	24	22	46
7330	22	13	35
7340	29	27	56
7350	23	14	37
7360	13	16	29
7370	13	9	22
	462	255	717

No Geo Location/Outside San Antonio

	Custodial Arrest	Citation / Other Release	Totals
Out of COSA	31	20	51
District Null	5	2	7
Totals	36	22	58