CAPITAL **IMPROVEMENTS** PROGRAM FY2023 FY2028

CITY OF SAN ANTONIO TEXAS

Adopted Capital Budget
Fiscal Year 2023

CITY OF SAN ANTONIO
ADOPTED CAPITAL IMPROVEMENTS PROGRAM

FISCAL YEAR 2023 - 2028

CITY MANAGER
ERIK WALSH

PREPARED BY:
OFFICE OF MANAGEMENT AND BUDGET

JUSTINA TATE, DIRECTOR
FREDDY MARTINEZ, ASSISTANT DIRECTOR

Ramon Alcala
Kevin Campos
Erica Copeland
Derreck DaSilva
Craig Dudek
Marcos Faz
Richard Foley
Liz Greene
Derek Guevara
Ashley Jackson
Tisha Mora
Minha Oh
Sumina Samal
April Sloan
Kas Van Eekelen

CITY OF SAN ANTONIO
T E X A S
LIBERTATIS CUNABULA

TABLE OF CONTENTS
CAPITAL IMPROVEMENTS PROGRAM FY 2023 THROUGH FY 2028

DESCRIPTION	PAGE
FY 2023 THROUGH FY 2028 CAPITAL IMPROVEMENTS PROGRAM	**1**
SIX-YEAR CAPITAL IMPROVEMENTS PROGRAM OVERVIEW	**2**
ADOPTED FY 2023 CAPITAL BUDGET OVERVIEW	**9**
SPENDING PLAN	
TABLE 1: SUMMARY OF CAPITAL IMPROVEMENTS PROGRAM by REVENUE SOURCE	**17**
TABLE 2: SUMMARY OF CAPITAL IMPROVEMENTS PROGRAM by FUNCTION and PROGRAM	**23**
TABLE 3: CAPITAL IMPROVEMENTS PROGRAM by FUNCTION, PROGRAM and PROJECT	**27**
TABLE 4: CAPITAL IMPROVEMENTS PROGRAM by FUNCTION, PROGRAM, and PROJECT REVENUE SOURCE(S), SCOPE and COUNCIL DISTRICT	**43**
TABLE 5: CAPITAL IMPROVEMENTS PROGRAM by REVENUE SOURCE	**145**
APPROPRIATION PLAN	
TABLE 1: SUMMARY OF CAPITAL IMPROVEMENTS PROGRAM by REVENUE SOURCE	**181**
TABLE 2: SUMMARY OF CAPITAL IMPROVEMENTS PROGRAM by FUNCTION and PROGRAM	**185**
TABLE 3: CAPITAL IMPROVEMENTS PROGRAM by FUNCTION, PROGRAM and PROJECT	**189**
TABLE 4: CAPITAL IMPROVEMENTS PROGRAM by FUNCTION, PROGRAM, and PROJECT REVENUE SOURCE(S), SCOPE and COUNCIL DISTRICT	**197**
TABLE 5: CAPITAL IMPROVEMENTS PROGRAM by REVENUE SOURCE	**231**

CITY OF SAN ANTONIO
T E X A S
LIBERTATIS CUNABULA

Six - Year
Improvements Program

FY 2023 THROUGH FY 2028 CAPITAL IMPROVEMENTS PROGRAM

OVERVIEW

The FY 2023 through FY 2028 Capital Improvement Program details the City's physical infrastructure development and improvement plan. Capital projects in the six-year program address general government, public health and safety, recreation and culture, and transportation functions. The first year of the six-year program is the Adopted FY 2023 Capital Budget.

ORGANIZATION

The following provides an outline of the Capital Improvements Program as it is displayed in this document.

SIX-YEAR CAPITAL IMPROVEMENTS PROGRAM
OVERVIEW—REVENUES AND EXPENDITURES HIGHLIGHTS
ADOPTED FY 2023 – FY 2028 CAPITAL BUDGET OVERVIEW AND O&M IMPACT
TABLE 1 SPENDING - SUMMARY OF CAPITAL IMPROVEMENTS PROGRAM BY REVENUE SOURCE
TABLE 2 SPENDING - SUMMARY OF CAPITAL IMPROVEMENTS PROGRAM BY FUNCTION AND PROGRAM
TABLE 3 SPENDING - CAPITAL IMPROVEMENTS PROGRAM BY FUNCTION, PROGRAM AND PROJECT
TABLE 4 SPENDING - CAPITAL IMPROVEMENTS PROGRAM BY PROJECT WITH PROJECT FUNDING SOURCE(S) AND SCOPE
TABLE 5 SPENDING - CAPITAL IMPROVEMENTS PROGRAM BY REVENUE SOURCE
TABLE 1 APPROPRIATIONS - SUMMARY OF CAPITAL IMPROVEMENTS PROGRAM BY REVENUE SOURCE
TABLE 2 APPROPRIATIONS - SUMMARY OF CAPITAL IMPROVEMENTS PROGRAM BY FUNCTION AND PROGRAM
TABLE 3 APPROPRIATIONS - CAPITAL IMPROVEMENTS PROGRAM BY FUNCTION, PROGRAM AND PROJECT
TABLE 4 APPROPRIATIONS - CAPITAL IMPROVEMENTS PROGRAM BY PROJECT WITH PROJECT FUNDING SOURCE(S) AND SCOPE
TABLE 5 APPROPRIATIONS - CAPITAL IMPROVEMENTS PROGRAM BY REVENUE SOURCE

THE SIX-YEAR CAPITAL IMPROVEMENTS PROGRAM

The Six-Year Capital Improvements Program for FY 2023 through FY 2028 totals $2.88 billion (Spending Plan). This represents funded projects for which a schedule of work is in progress or has been planned.

THE ONE-YEAR CAPITAL BUDGET

The FY 2023 Capital Budget totals $651.4 million (Spending Plan) and represents projects for which a schedule of work is in progress or has been planned.

Spending Plan

Spending Plan outlines a project's cash flow plan for dollars that have been appropriated.

Appropriation Plan

Appropriation Plan details when funds will be appropriated (i.e., taken to City Council).

CAPITAL BUDGET SCHEDULES

The information below provides a brief description for each of the six Capital Plan tables (Spending and Appropriation Tables).

TABLE	DESCRIPTION
1	Summary of projected revenue sources needed for the Six-Year Capital Improvements Program
2	Summary of all project budgets in the Six-Year Program by four functions and ten program areas
3	Listing of all projects in the Six-Year Capital Program sorted by function and program
4	Complete detail for each Capital Project including funding source(s), description and Council location(s)
5	Six-Year Capital Program by individual revenue source with projects sorted by City department

SIX-YEAR CAPITAL IMPROVEMENTS PROGRAM

The City of San Antonio's FY 2023 – FY 2028 Six-Year Capital Improvement Program (CIP) includes 517 projects totaling $2.88 billion. The program represents the City's long-range physical infrastructure development and improvement plan. Projects in the six-year scope include new streets and sidewalks, street improvements, drainage enhancement projects, park and library facility rehabilitation projects, aquifer land acquisition and linear park development, public health and safety enhancements, airport system improvements, flood control projects, and municipal facility construction and refurbishment projects (see Figure 1).

Figure 1
Capital Improvements Program Costs by Program Category
($ In Thousands)

Program	FY 2023	FY 2024	FY 2025	FY 2026	FY 2027	FY 2028	Total	%
Streets	$210,906	$288,208	$187,871	$211,773	$201,605	$64,763	$1,165,126	40.5%
Parks	84,525	96,037	75,950	84,808	55,523	0	396,843	13.8%
Municipal Facilities	67,795	114,902	32,649	36,880	13,831	24,516	290,573	10.1%
Other Facilities	4,674	7,044	868	1,406	1,341	0	15,333	0.5%
Air Transportation	83,329	94,520	58,300	32,301	14,770	13,769	296,989	10.3%
Drainage	42,607	55,200	33,415	55,362	53,155	3,500	243,239	8.4%
Information Technology	30,482	42,446	31,919	13,207	5,000	0	123,054	4.3%
Law Enforcement	14,617	25,303	17,242	15,428	12,535	0	85,125	3.0%
Neighborhood Improvements	99,870	22,900	15,700	9,700	1,830	0	150,000	5.2%
Libraries	10,005	5,695	7,278	21,872	9,061	0	53,911	1.9%
Fire Protection	2,577	12,992	12,966	20,885	10,058	0	59,478	2.1%
Total	**$651,387**	**$765,247**	**$474,158**	**$503,622**	**$378,709**	**$106,548**	**$2,879,671**	**100.0%**

CAPITAL IMPROVEMENT DEVELOPMENT PROCESS

Each year, projects included within the Six-Year Capital Program are evaluated to reflect changes in priority, current project work progress, and updated cost estimates. During the City's annual budget process, City departments involved in the Capital Program provide the Office of Management and Budget (OMB) with new project requests, updated project schedules, and cost information for ongoing and planned projects. OMB, in coordination with the City's Executive Leadership Team and Finance Department, reviews the project proposals and the City's Debt Management Plan to ensure that recommended projects meet long-term infrastructure needs, service delivery plans, funding availability, and debt capacities.

The Capital Budget allocates funding for pedestrian improvements.

REVENUES

The Six-Year Program is funded by various local, state, and federal revenues which are categorized into ten major revenue sources (see Figures 2 and 3). The 2022 General Obligation Bond funding totals $1.2 billion or 41.6% of the Six- Year Spending Plan. The $1.2 billion represents the 2022-2027 Bond Program that was voted on and approved by San Antonio taxpayers in May 2022. Of the $1.2 billion, $472 million is for street improvements, $170 million for drainage improvements, $272 million for parks and recreation improvements, $58 million for library and cultural facilities, $78 million for public safety improvements, and $150 million for neighborhood improvements.

The 2017 General Obligation Bond totals $227 million or 7.9% of the Six-Year Program. The $227 million represents the remaining balance of the original $850 million program that was voted on and approved in May of 2017.

The Six-Year Capital Program includes a total of $297 million of Airport revenues or 10.3% of the total program. Airport revenues are comprised of $15 million of Airport Improvement Program Grants, $188 million in Interim Airport Funding, $7 million from the Airport Improvement and Contingency Fund, $7 million from the Texas Department of Transportation, $46 million from the Airport Infrastructure Grant, $6 million from the Stinson Revolving Fund, $3 million from the Airport Customer Facility Charge Fund, and $25 million from the Airport Passenger Facility Charge Fund.

The Six-Year Capital Program includes $430 million in Certificates of Obligation and Self-Supporting Certificates of Obligation, equivalent to 14.9% of the total Program. The composition of the $430 million includes $395 million in Certificates of Obligation and $35 million in Self-Supporting Certificates of Obligation.

A total of $433 million is included in other revenues which represents 15% of the Six-Year Capital Program. Examples of the "other" revenues include the General Fund, Advanced Transportation District Fund, the HOT Redemption and Capital Fund, the Storm Water Regional Facilities Fund, Storm Water Operating Fund, the Texas Public Facility Corporation, and Propositions 1 and 2 sales tax initiatives for Edwards Aquifer and Linear Creekways.

Tax Notes are a short-term debt security issued by a municipal government to finance a project that will be repaid with future tax collections. The City is authorized to issue short term tax notes, having a maturity not exceeding seven years, pursuant to the general laws of the State and ordinances authorized by the City Council and are payable from ad valorem taxes. The FY 2023 through FY 2028 capital program includes $261 million in tax notes funding for projects. This represents about 9.1% of the overall capital budget.

On May 9, 2015, voters re-approved a 1/8th cent sales tax previously approved by the voters in 2000, 2005, and 2010 to provide funds to support aquifer protection and the creation of linear creekway parks. Proposition 1 provides $100 million for the continuation of Edwards Aquifer protection initiatives to protect and preserve the primary source of water for San Antonio residents.

The Capital Budget allocates funding for parks improvements.

Of the $100 million, $90 million was authorized to continue to be used for the purchase of conservation easements and land protection over the sensitive recharge and contributing zones of the aquifer, while $10 million was dedicated to aquifer protection projects within urbanized areas exclusively in Bexar County. Proposition 2 provided $80 million in funding to preserve additional open space, to continue the development of hike and bike trails along San Antonio's creekways and tributaries, and to continue watershed and water quality protection efforts when developing parks improvements. Propositions 1 and 2 for 2010 and 2015 provide $37 million for the Six-Year Capital Program.

In November 2020, voters approved a redirection of the 1/8th cent sales tax that had been used for linear creekway parks and Edwards Aquifer protection to establish the SA: Ready to Work program an educational and job placement program to help residents improve their quality of life. However, the linear creekways and Edwards Aquifer will continue to be funded. Over $100 Million is included in the 2022 Bond Program for Linear Greenway Trails and $10 Million is included in the Capital Program to continue the Edwards Aquifer Program funded through self-supporting Certificates of Obligations.

Figure 2
FY 2023 through FY 2028 Capital Improvements Program by Revenue Source

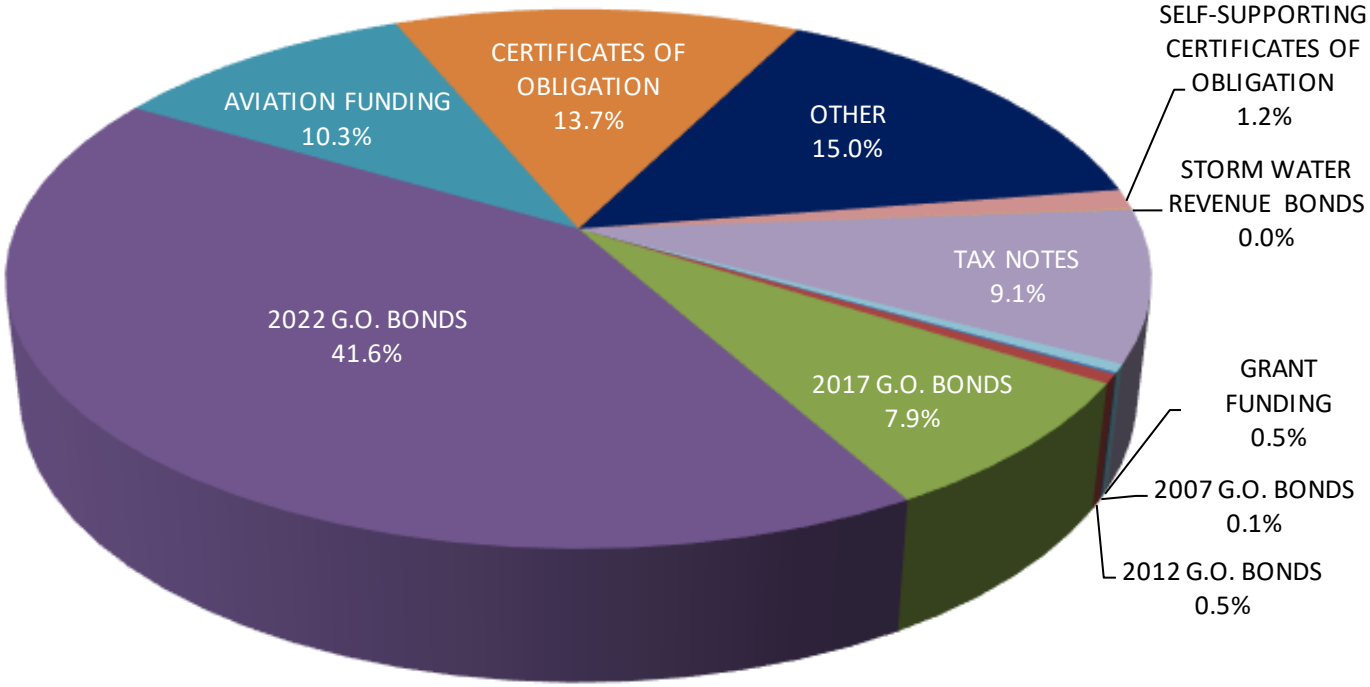

Figure 3
FY 2023 through FY 2028 Capital Improvements Program by Revenue Source
($ In Thousands)

Revenue Source	FY 2023	FY 2024	FY 2025	FY 2026	FY 2027	FY 2028	Total	%
2022 G.O. Bonds	$159,195	$197,031	$211,567	$352,034	$272,894	$5,583	$1,198,304	41.6%
2017 G.O. Bonds	114,285	93,327	14,736	4,509	0	0	226,857	7.9%
Tax Notes	37,539	76,959	46,303	40,207	38,384	22,000	261,392	9.1%
Other[1]	143,232	172,253	57,398	23,987	7,055	28,816	432,741	15.0%
Certificates Of Obligation	78,990	113,486	76,165	49,530	40,477	36,380	395,028	13.7%
Airport Funding	83,329	94,520	58,300	32,301	14,770	13,769	296,989	10.3%
Self-Supporting Certificates Of Obligation	10,113	14,718	6,228	0	4,000	0	35,059	1.2%
2012 G.O. Bonds	10,574	1,875	2,901	0	0	0	15,350	0.5%
2007 G.O. Bonds	3,085	321	0	0	0	0	3,406	0.1%
Storm Water Revenue Bonds	426	319	0	0	0	0	745	0.0%
Grant Funding	10,619	438	560	1,054	1,129	0	13,800	0.5%
Total	**$651,387**	**$765,247**	**$474,158**	**$503,622**	**$378,709**	**$106,548**	**$2,879,671**	**100.0%**

[1]*Includes General Fund, Edwards Aquifer Program, and Linear Creekway Program.*

REVENUE HIGHLIGHTS

The following information provides a brief description of the 2017 and 2022 General Obligation Bond Programs, the Advanced Transportation District Fund, Propositions 1 and 2 sales tax initiatives, selected capital projects, and analysis relevant to the revenues and/or programs within the four functional categories of the Six-Year Capital Program. A thorough description for each capital project, as well as its City Council District location(s), can be found in the table titled "Capital Improvements Program by Function, Program and Project with Revenue Source, Scope and Council District" in the Capital Spending Plan Table section.

2022 GENERAL OBLIGATION BONDS

On May 7, 2022, voters approved the City of San Antonio's 2022-2027 $1.2 billion General Obligation Bond Program consisting of six propositions:

Proposition A:	Streets, Bridges & Sidewalk Improvements	62 Projects	$471,557,000
Proposition B:	Drainage & Flood Control Improvements	23 Projects	$169,873,000
Proposition C:	Parks & Recreation Improvements	82 Projects	$271,915,000
Proposition D:	Library & Cultural Facilities Improvements	9 Projects	$ 58,375,000
Proposition E:	Public Safety Facilities Improvements	6 Projects	$ 78,280,000
Proposition F:	Affordable Housing	1 Project*	$150,000,000
	Total	183 Projects	$1,200,000,000

**Includes 5 Priority Funding Categories*

The 2022-2027 GO Bond Program is the largest in the City's history. The program is 41% larger than the 2017 GO Bond Program, with $150.0 million towards Affordable Housing, $100.5 million dedicated to improving Failed "F" Streets, and $103.4 million towards increasing Linear Greenway Trails. With the addition of the 2022 Bond Program, the City will have invested close to $3 billion in infrastructure improvements over the past decade of bond programs (including the $596 million 2012 Bond Program and the $850 million 2017 Bond Program). In the decade prior to 2012, the City made Bond infrastructure investments totaling less than $920 million.

Some of the key features of the 2022 Bond Program includes:

- No City Property Tax rate increase associated with the $1.2 billion Bond Program
- 53% of Bond dollars dedicated to street and drainage infrastructure projects
- $12 million dedicated to the construction of pedestrian mobility improvements

- $241 million in outside funding within 22 of the Bond Program projects leveraged through coordination with state, local, and private partnerships
- Alignment with the City's SA Tomorrow Growth Plan
- At least one proposed bond project within one mile of 90% of residents
- All borrowed money loaned at the lowest interest rates possible due to the City's "AAA" bond rating (the highest credit rating available) - putting more property tax dollars into infrastructure projects
- Completion of General Obligation Bond Programs on time, within budget, and with quality improvements (as seen with the 2012 and 2017 Bond Programs)

The 2022 Bond Program was developed with an extensive public input process. From October to December 2021, 183 residents comprising five Community Bond Committees, appointed by the Mayor and City Council Members, met to review and discuss initial staff-recommended projects. The meetings provided residents an opportunity to offer suggestions for projects, and more than 700 residents attended 20 meetings, providing 572 comments. The Community Bond Committee's recommendations were presented to the City Council on January 12, 2022, and the City Council approved 183 projects to include in the May Bond election.

ADVANCED TRANSPORTATION DISTRICT

On November 2, 2004, San Antonio voters approved the addition of a 1/4th of a cent to the sales tax to create an Advanced Transportation District (ATD). The ATD generates approximately $24 million per year for transportation-related capital improvements. The goals of the ATD include: construction of infrastructure improvements that result in less traffic congestion, improved sidewalks, Americans with Disabilities Act (ADA) compliance, and improved and/or additional crosswalks, pedestrian street markers, and other facilities. The ATD has $16.5 million programmed to be spent through FY 2023.

PROPOSITION 1 – 2015 EDWARDS AQUIFER RECHARGE ZONE

In May 2015, City of San Antonio voters approved a sales and use tax at the rate of 1/8th of a cent effective through 2016. Proposition 1 provides $100 million to acquire and preserve land or interests in land in the Edwards Aquifer recharge and contributing zones. $90 million will continue to be used toward the purchase of conservation easements and land protection, while $10 million is dedicated for aquifer protection projects within urbanized areas exclusively in Bexar County. The FY 2023 through FY 2028 Capital Program includes $8 million in remaining Proposition 1 funds.

Propositions 1 and 2 provide funding for land acquisitions to create safe, walkable greenways and to protect the Edwards Aquifer.

PROPOSITION 2 – 2015 PARKS DEVELOPMENT AND EXPANSION

Proposition 2 in the May 2015 initiative approved $80 million for the purpose of the acquisition of open space and linear parks along San Antonio's Creekways. The funds will also be used for some operating, maintenance, and renovation needs associated with these acquisitions. The FY 2023 through FY 2028 Capital Program includes $28 million in remaining 2015 Proposition 2 funds.

EXPENDITURES

Each capital project in the Six-Year Program is categorized into one of ten programs. Figures 5 and 6 represent the planned budget activity for each program category in the FY 2023 through FY 2028 Capital Plan. For more detailed information regarding program expenditures in the program, refer to the Highlights section.

Figure 5
FY 2023 through FY 2028 Capital Improvements Program by Program Category

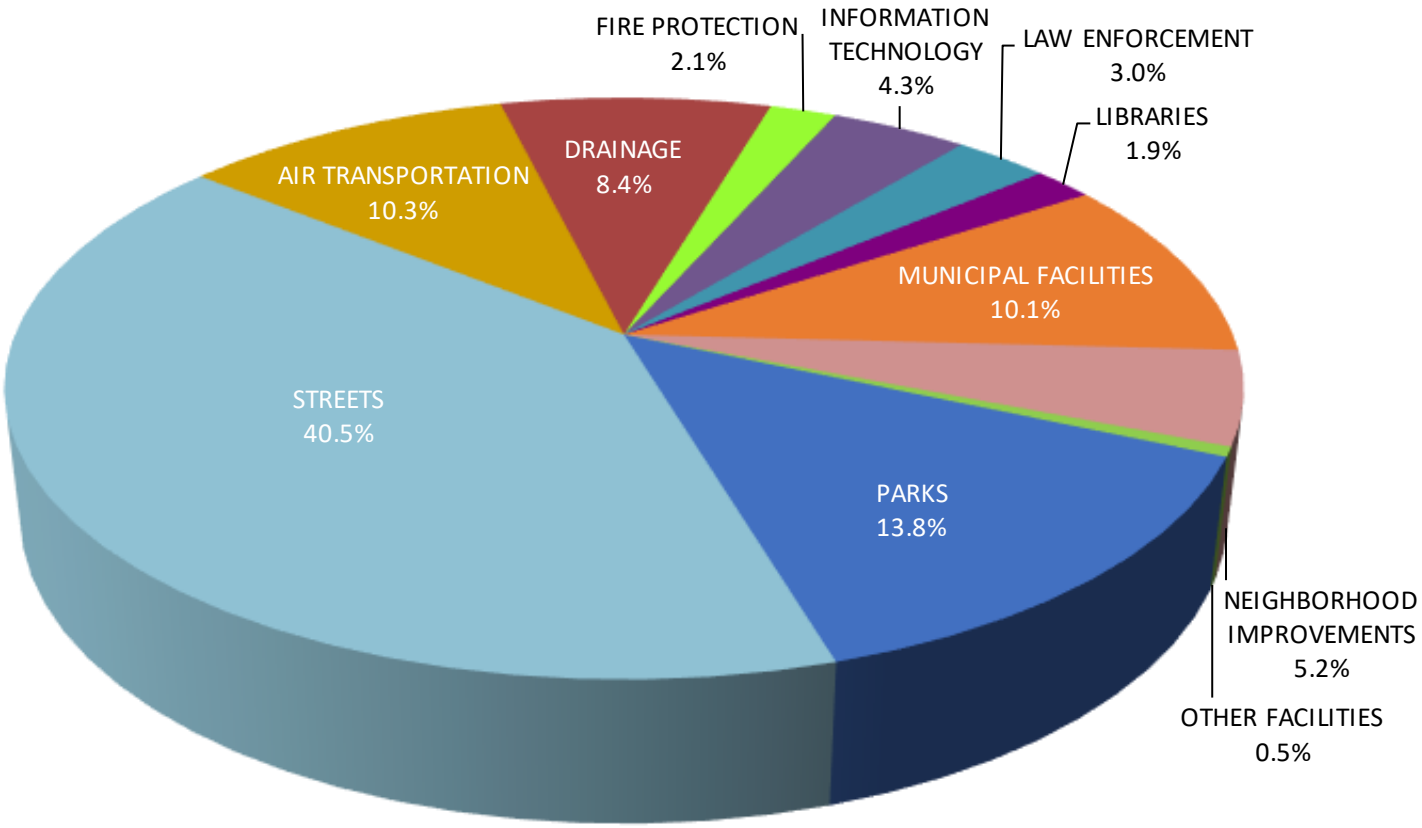

Figure 6
FY 2023 through FY 2028 Capital Improvements Program by Program Category
($ In Thousands)

Program Category	FY 2023 - FY 2028	%
Streets	$ 1,165,126	40.5%
Parks	396,843	13.8%
Municipal Facilities	290,573	10.1%
Other Facilities	15,333	0.5%
Air Transportation	296,989	10.3%
Drainage	243,239	8.4%
Information Technology	123,054	4.3%
Law Enforcement	85,125	3.0%
Neighborhood Improvements	150,000	5.2%
Libraries	53,911	1.9%
Fire Protection	59,478	2.1%
Total	**$ 2,879,671**	**100.0%**

GENERAL GOVERNMENT

- Information Technology

  The Information Technology Program, totaling $123 million and 7 projects in the Six-Year Plan, addresses improvements to new or updated information technologies, as well as replacement of aging IT infrastructure. Of the $123 Million, $55 Million is included to upgrade the City's financial system.

- Municipal and Other Facilities

  The Municipal and Other Facilities Programs includes recreation and culture, municipal-owned facilities, and other facilities totaling $306 million in the Six-Year Program. The $306 million in Municipal Facilities is made up of 81 improvement projects, such as Tower of Americas Building Renovations, improvements to Alamo Plaza, Henry B. Gonzalez Convention Center and Alamodome improvements and renovations, and funding for the Nelson Wolff Stadium.

PUBLIC HEALTH & SAFETY

- Drainage

  There are 61 drainage and flood control projects worth $243 million programmed in the Six-Year Program. A majority of these drainage projects are funded through the 2007, 2012, 2017, and 2022 General Obligation Bond Programs, Storm Water Revenue Bonds, and Tax Notes. Some examples of drainage projects include the Castleridge/Slick Ranch Flood Plain Improvement Project, S. Gevers Street Drainage Project, and Peggy Drive Area Drainage improvements.

- Fire Protection

  The Six-Year Program includes $59 million to address fire protection needs. The $59 million includes needs-based replacement at Fire Station #21, #52, and #53 as well as a new Emergency Operations Inventory Warehouse.

- Law Enforcement

  The Capital Budget includes $85 million for 12 law enforcement capital projects. Projects for law enforcement include improvements the driving track and expanding the parking at the training academy.

RECREATION & CULTURE

- Libraries

  Consisting of 18 projects, the Libraries Program in the Six-Year Program totals $54 million.

- Parks

  The FY 2023 – FY 2028 Capital Budget includes $397 million for 127 parks improvements. The majority of funding for the Parks Program comes from the FY 2017 and FY 2022 General Obligation Bonds. Examples of projects in this program include the Edwards Aquifer Protection Program, the Linear Park Expansion Program, improvements to the San Antonio River and Riverwalk, development of recreational and multi-use facilities, and neighborhood park improvements. This program also includes various improvements to Salado and Leon Creeks as well as Culebra Creek.

TRANSPORTATION

- Air Transportation

  The Air Transportation Program, totaling $297 million over the next six years, includes 54 projects planned or currently under construction at the San Antonio International Airport (SAT) and Stinson Municipal Airport. The projects are consistent with the City of San Antonio Airport Master Plan and are necessary to accommodate the projected growth in aircraft and passenger activity at SAT and to replace or rehabilitate certain facilities and equipment at SAT and Stinson.

- Streets

  Made up of 146 projects, the Streets Program totals $1.2 billion and is the largest funded category of the Six-Year Program. Examples of street projects include $71 million for the Broadway Street Corridor, $23 million for Dolorosa Street Reconstruction, and $19 million for Prue Road improvements.

ADOPTED FY 2023 CAPITAL BUDGET

OVERVIEW

The FY 2023 Adopted Capital Budget totals $651 million and is comprised of 517 projects. Below, Figures 7 and 8 show the major revenues in the Adopted Capital Budget. On the following page, Figures 9 and 10 illustrate the planned expenditures for FY 2023 by program category.

Figure 7
FY 2023 Capital Budget by Revenue Source

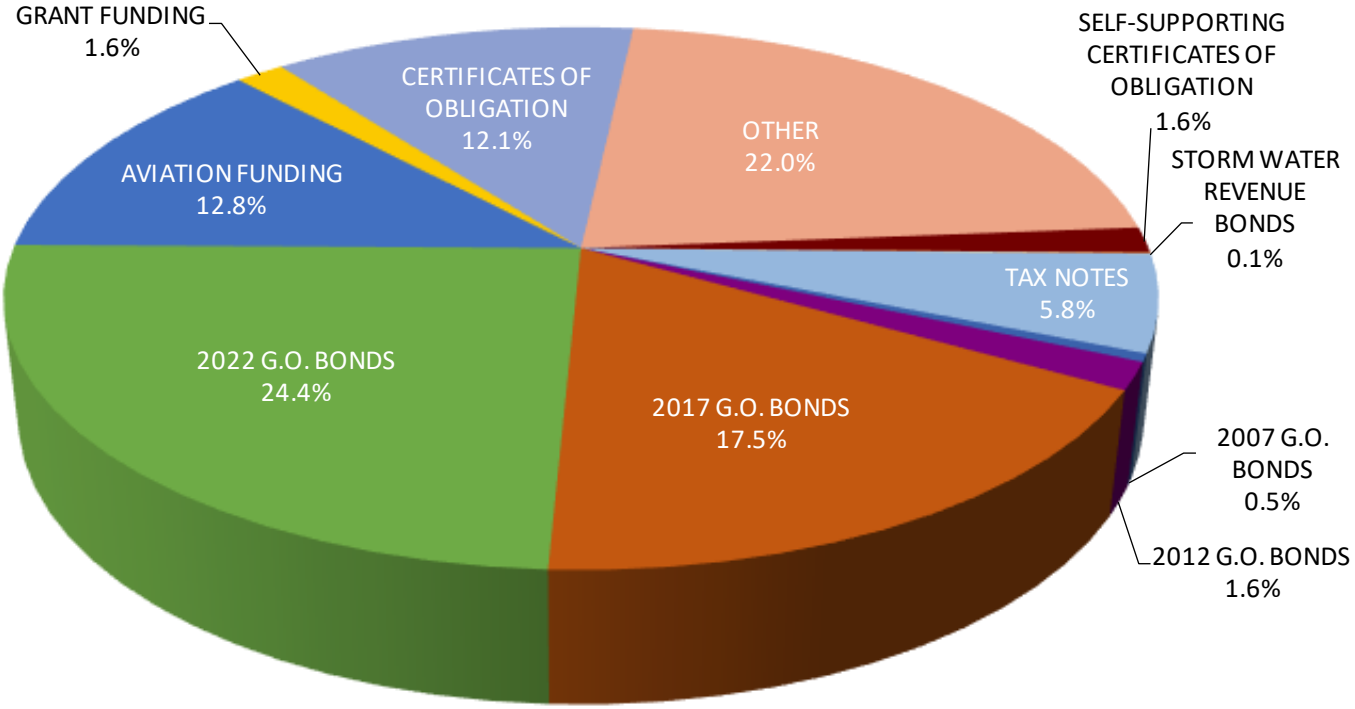

Figure 8
FY 2023 Capital Budget by Revenue Source
($ In Thousands)

Revenue Source	FY 2023 Budget	%
2022 G.O. Bonds	$159,195	24.4%
2017 G.O. Bonds	114,285	17.5%
Other[1]	143,232	22.0%
Certificates Of Obligation	78,990	12.1%
Tax Notes	37,539	5.8%
Airport Funding	83,329	12.8%
Self-Supporting Certificates Of Obligation	10,113	1.6%
2012 G.O. Bonds	10,574	1.6%
2007 G.O. Bonds	3,085	0.5%
Storm Water Revenue Bonds	426	0.1%
Grant Funding	10,619	1.6%
Total FY 2023 Revenues	**$651,387**	**100%**

[1]*Includes Advanced Transportation District, Edwards Aquifer Program, and Linear Creekway Program.*

Figure 9
FY 2023 Capital Budget by Program Category
($ In Thousands)

Program Category	FY 2023 Amount	%
Streets	$210,906	40.5%
Parks	84,525	13.8%
Municipal Facilities	67,795	10.4%
Other Facilities	4,674	0.7%
Drainage	42,607	6.5%
Information Technology	30,482	4.7%
Air Transportation	83,329	12.8%
Libraries	10,005	1.5%
Law Enforcement	14,617	2.2%
Fire Protection	2,577	0.4%
Neighborhood Improvements	99,870	15.3%
Total FY 2023 Program	**$651,387**	**100%**

Figure 10
FY 2023 Capital Budget by Program Category
($ In Thousands)

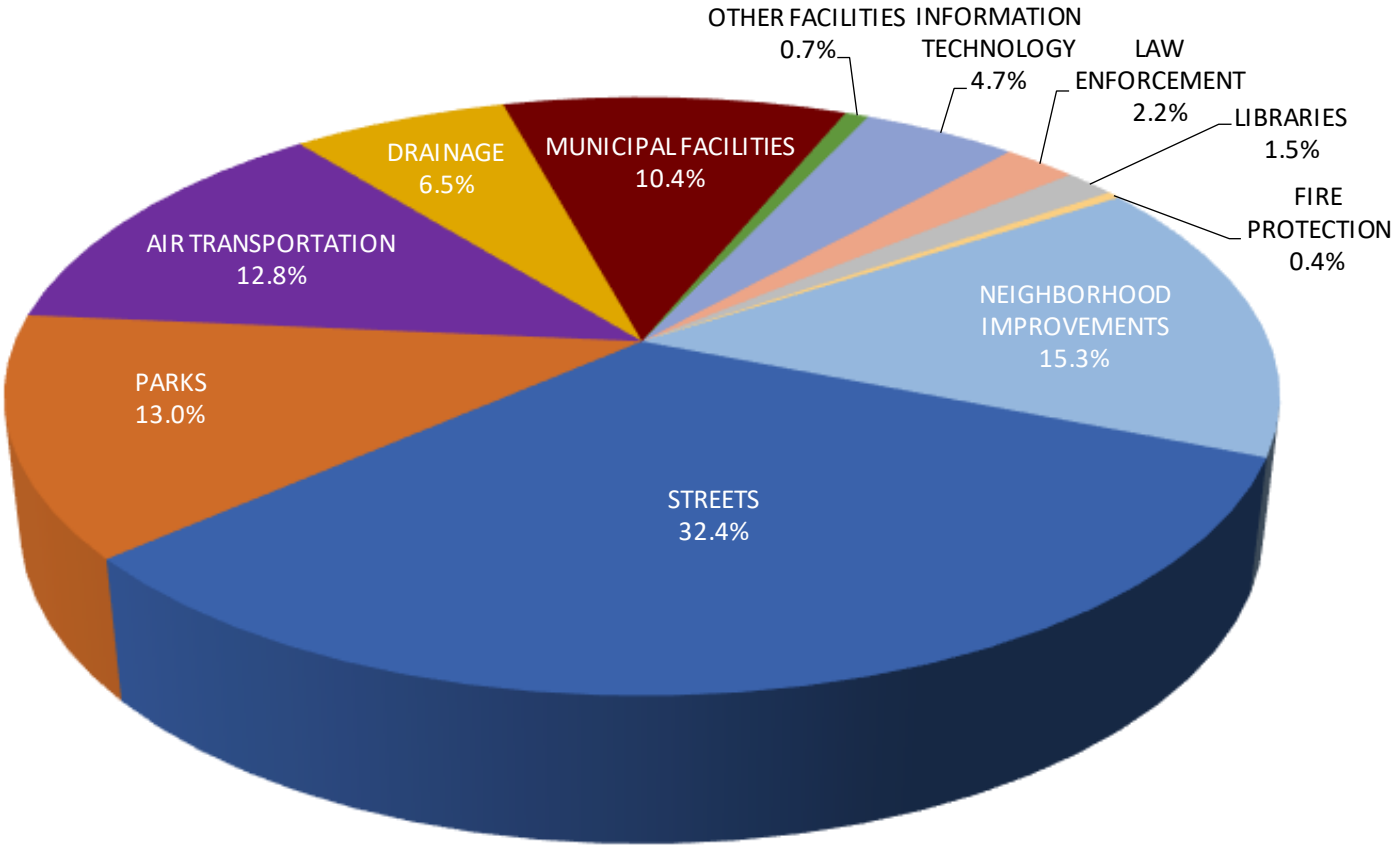

OPERATING & MAINTENANCE IMPACT

The operating and maintenance of capital projects is reviewed and evaluated as part of the City's Five-Year Financial Forecast. Operating and maintenance costs for projects scheduled to be completed in the upcoming fiscal year are included in the Operating Budget. The following section summarizes, by function and program, the fiscal impact that projects scheduled to be completed in FY 2023 will have on the City's Operating and Maintenance Budget.

For FY 2023, $1,136,508 has been budgeted for operating and maintenance costs associated with capital projects included in the FY 2023 Adopted Capital Budget. Planned capital projects often require additional operating and maintenance funds upon completion. Depending on the project, operating and maintenance costs are budgeted in the corresponding operating fund for the purpose of providing operating and/or maintenance services.

FY 2023 OPERATING AND MAINTENANCE COSTS
(One-Year Plan)

Function	Program	FY 2023
Recreation & Culture	Parks Linear Greenway	$418,088
Project Scope: This allocation is to support the maintenance of additional miles of greenway and multi-use trails acquired through the sales tax revenue. The City anticipates developing 2.45 trail miles of creekway/multi-use trails, 35 acres, and 187 amenities across 8 locations including trailheads, low water crossings, emergency call boxes, signage, parking areas, water fountains, and lighting at various locations throughout the City.		

Function	Program	FY 2023
Recreation & Culture	Parks Acquisition & Development	$718,420
Project Scope: This allocation provides staff and equipment for maintenance of additional acres, facilities, and parks developed through bonds issued, grants, and other funds. The City anticipates the addition of 289 park amenities at over 20 locations, 1.97 miles of exercise trail and a total of 181 new acres. Amenities include fitness stations, playgrounds, parking lots, dog parks, restrooms, pavilions, irrigation systems, water fountains, signage, picnic tables and benches, walking trails etc.		

CITY OF SAN ANTONIO
T E X A S
LIBERTATIS CUNABULA

SPENDING PLAN

Spending Plan
Table 1

Table 1-Spending Plan

SUMMARY OF CAPITAL IMPROVEMENTS PROGRAM BY REVENUE SOURCE
For FY 2023 Through FY 2028
(Dollars In Thousands)

REVENUE SOURCE	FY 2023	FY 2024	FY 2025	FY 2026	FY 2027	FY 2028	TOTAL
2007 G.O. BONDS							
2007 GO DRAINAGE IMPROVEMENT BOND	3,085	321	0	0	0	0	3,406
TOTAL 2007 G.O. BONDS	**3,085**	**321**	**0**	**0**	**0**	**0**	**3,406**
2012 G.O. BONDS							
2012 GO DRAINAGE IMPROVEMENT BOND	4,202	500	2,901	0	0	0	7,603
2012 GO PARKS IMPROVEMENT BOND	62	0	0	0	0	0	62
2012 GO STREET IMPROVEMENT BOND	3,694	503	0	0	0	0	4,197
2012 GO STREET IMPROVEMENT BOND-A	2,616	872	0	0	0	0	3,488
TOTAL 2012 G.O. BONDS	**10,574**	**1,875**	**2,901**	**0**	**0**	**0**	**15,350**
2017 G.O. BONDS							
2017 GO DRAINAGE IMPROVEMENT BOND	3,196	481	1,250	0	0	0	4,927
2017 GO LIBRARY IMPROVEMENT BOND	7,672	1,715	0	0	0	0	9,387
2017 GO PARKS IMPROVEMENT BOND	26,118	7,344	2,025	830	0	0	36,317
2017 GO PUBLIC SAFETY IMPROVEMENT BOND	8,491	7,626	0	0	0	0	16,117
2017 GO STREET IMPROVEMENT BOND	68,808	76,161	11,461	3,679	0	0	160,109
TOTAL 2017 G.O. BONDS	**114,285**	**93,327**	**14,736**	**4,509**	**0**	**0**	**226,857**
2022 G.O. BONDS							
2022 GO DRAINAGE IMPROVEMENT BOND	9,078	22,784	25,792	55,362	53,155	3,500	169,671
2022 GO LIBRARY IMPROVEMENT BOND	1,914	11,704	11,045	23,278	10,402	0	58,343
2022 GO NEIGHBORHOOD IMPROVEMENT BOND	99,870	22,900	15,700	9,700	1,830	0	150,000
2022 GO PARKS & REC IMPROVEMENT BOND	14,564	63,224	58,278	83,904	51,524	0	271,494
2022 GO PUBLIC SAFETY FACILITIES IMPROVEMENT BOND	4,606	9,131	9,730	36,128	18,628	0	78,223
2022 GO STREETS IMPROVEMENT BOND	29,163	67,288	91,022	143,662	137,355	2,083	470,573
TOTAL 2022 G.O. BONDS	**159,195**	**197,031**	**211,567**	**352,034**	**272,894**	**5,583**	**1,198,304**
AVIATION FUNDING							
AIRPORT IMPROVEMENT & CONTINGENCY FUND	4,188	1,333	750	750	375	0	7,396
AIRPORT IMPROVEMENT PROGRAM GRANT	6,531	6,057	0	0	0	0	12,588
AIRPORT INFRASTRUCTURE GRANT	18,451	11,330	3,425	2,404	6,590	6,769	48,969
AIRPORT PASSENGER FACILITY CHARGE	1,612	21,049	2,339	0	0	0	25,000
CUSTOMER FACILITY CHARGE	1,915	542	0	0	0	0	2,457
INTERIM AIRPORT FINANCING	45,418	52,433	46,680	29,047	7,705	7,000	188,283

REVENUE SOURCE	FY 2023	FY 2024	FY 2025	FY 2026	FY 2027	FY 2028	TOTAL
AVIATION FUNDING							
STINSON REVOLVING FUND	3,364	1,726	551	50	50	0	5,741
TEXAS DEPARTMENT OF TRANSPORTATION	1,850	50	4,555	50	50	0	6,555
TOTAL AVIATION FUNDING	**83,329**	**94,520**	**58,300**	**32,301**	**14,770**	**13,769**	**296,989**
CERTIFICATES OF OBLIGATION							
2016 CERTIFICATES OF OBLIGATION	862	15,820	800	0	0	0	17,482
2017 CERTIFICATES OF OBLIGATION	485	0	0	0	0	0	485
2018 CERTIFICATES OF OBLIGATION	5,777	4,115	900	0	0	0	10,792
2019 CERTIFICATES OF OBLIGATION	375	0	0	0	0	0	375
2020 CERTIFICATES OF OBLIGATION	7,915	200	0	0	0	0	8,115
2021 CERTIFICATES OF OBLIGATION	4,073	200	0	0	0	0	4,273
2022 CERTIFICATES OF OBLIGATION	5,841	990	525	0	0	0	7,356
UNISSUED CERTIFICATES OF OBLIGATION	53,662	92,161	73,940	49,530	40,477	36,380	346,150
TOTAL CERTIFICATES OF OBLIGATION	**78,990**	**113,486**	**76,165**	**49,530**	**40,477**	**36,380**	**395,028**
GRANT FUNDING							
STATE AND LOCAL FISCAL RECOVERY FUNDS	10,619	438	560	1,054	1,129	0	13,800
TOTAL GRANT FUNDING	**10,619**	**438**	**560**	**1,054**	**1,129**	**0**	**13,800**
OTHER							
ADVANCED TRANSPORTATION DISTRICT	16,520	9,650	4,400	4,300	4,300	4,300	43,470
ALAMODOME IMPROVEMENT AND CONTINGENCY FUND	600	0	0	0	0	0	600
CITY TOWER TENANT IMPROVEMENT FUND	0	1,649	7	0	0	0	1,656
DEVELOPMENT SERVICES FUND	2,182	0	0	0	0	0	2,182
GENERAL FUND	20,028	20,328	5,544	2,973	440	0	49,313
HOT REDEMPTION AND CAPITAL FUND	22,176	25,649	12,828	16,053	2,315	24,111	103,132
INSURANCE PROCEEDS	2,000	4,449	0	0	0	0	6,449
MARKET SQUARE OPERATING FUND	400	0	0	0	0	0	400
MUNICIPAL FACILITIES CORPORATION	11,985	3,925	0	0	0	0	15,910
PARKING OPERATING AND MAINTENANCE FUND	881	0	0	0	0	0	881
PRIOR DEBT PROCEEDS	5,891	0	0	0	0	0	5,891
PROP 1 - FY 2015 EDWARDS AQUIFER RECHARGE ZONE	7,513	372	41	0	0	0	7,926
PROP 2 - 2010 PARKS DEVELOPMENT & EXPANSION VENUE	230	0	0	0	0	0	230
PROP 2 - 2015 PARKS DEVELOPMENT AND EXPANSION VENUE	9,548	9,601	9,287	0	0	0	28,436
RIGHT OF WAY FUND	1,448	0	0	0	0	0	1,448
RIVER BARGE IMPROVEMENT FUND	728	0	0	0	0	0	728
STORM WATER OPERATING FUND	9,413	12,464	1,067	0	0	0	22,944
STORM WATER REGIONAL FACILITIES FUND	11,620	16,942	1,531	0	0	0	30,093
TAX INCREMENT REINVESTMENT ZONE (TIRZ)	9,450	39,500	20,500	0	0	0	69,450
TEXAS PUBLIC FACILITY CORPORATION	7,756	24,983	2,180	660	0	406	35,985
TREE CANOPY FUND	600	965	0	0	0	0	1,565

REVENUE SOURCE	FY 2023	FY 2024	FY 2025	FY 2026	FY 2027	FY 2028	TOTAL
OTHER							
TREE PRESERVATION FUND	2,259	1,459	0	0	0	0	3,718
TRICENTENNIAL DONATION	0	845	0	0	0	0	845
TOTAL OTHER	**143,228**	**172,781**	**57,385**	**23,986**	**7,055**	**28,817**	**433,252**
SELF-SUPPORTING CERTIFICATES OF OBLIGATION							
2016 SELF SUPPORTING TAXABLE CERTIFICATES OF OBLIGATION	613	468	0	0	0	0	1,081
2018 SELF SUPPORTING CERTIFICATES OF OBLIGATION	1,000	0	0	0	0	0	1,000
2021 TAXABLE SELF-SUPPORTING CERTIFICATES OF OBLIGATION	4,500	14,250	2,228	0	0	0	20,978
UNISSUED SELF SUPPORTING CERTIFICATES OF OBLIGATION	4,000	0	4,000	0	4,000	0	12,000
TOTAL SELF-SUPPORTING CERTIFICATES OF OBLIGATION	**10,113**	**14,718**	**6,228**	**0**	**4,000**	**0**	**35,059**
STORM WATER REVENUE BONDS							
2005 STORM WATER REVENUE BOND	426	0	0	0	0	0	426
STORM WATER REVENUE BONDS	0	319	0	0	0	0	319
TOTAL STORM WATER REVENUE BONDS	**426**	**319**	**0**	**0**	**0**	**0**	**745**
TAX NOTES							
2013 TAX NOTES	0	133	0	0	0	0	133
2014B TAX NOTES	150	0	0	0	0	0	150
2020 TAX NOTES	861	3,347	0	0	0	0	4,208
2021 TAX NOTES	500	0	0	0	0	0	500
2022 TAX NOTES	5,302	249	0	0	0	0	5,551
UNISSUED TAX NOTES	30,726	73,230	46,303	40,207	38,384	22,000	250,850
TOTAL TAX NOTES	**37,539**	**76,959**	**46,303**	**40,207**	**38,384**	**22,000**	**261,392**
TOTAL REVENUE SOURCES	**651,383**	**765,775**	**474,145**	**503,621**	**378,709**	**106,549**	**2,880,182**

CITY OF SAN ANTONIO
T E X A S
LIBERTATIS CUNABULA

Spending Plan
Table 2

Table 2-Spending Plan

SUMMARY OF CAPITAL IMPROVEMENTS PROGRAM BY FUNCTION AND PROGRAM
For FY 2023 Through FY 2028
(Dollars In Thousands)

FUNCTION / PROGRAM	FY 2023	FY 2024	FY 2025	FY 2026	FY 2027	FY 2028	TOTAL
GENERAL GOVERNMENT							
INFORMATION TECHNOLOGY	30,482	42,446	31,919	13,207	5,000	0	123,054
MUNICIPAL FACILITIES	67,791	115,434	32,649	36,879	13,832	24,517	291,102
NEIGHBORHOOD IMPROVEMENTS	99,870	22,900	15,700	9,700	1,830	0	150,000
TOTAL GENERAL GOVERNMENT	**198,143**	**180,780**	**80,268**	**59,786**	**20,662**	**24,517**	**564,156**
PUBLIC HEALTH & SAFETY							
DRAINAGE	42,603	55,201	33,416	55,362	53,155	3,500	243,237
FIRE PROTECTION	2,576	12,993	12,966	20,885	10,058	0	59,478
LAW ENFORCEMENT	14,617	25,305	17,241	15,428	12,534	0	85,125
TOTAL PUBLIC HEALTH & SAFETY	**59,796**	**93,499**	**63,623**	**91,675**	**75,747**	**3,500**	**387,840**
RECREATION & CULTURE							
LIBRARIES	10,004	5,695	7,277	21,872	9,060	0	53,908
OTHER FACILITIES	4,675	7,045	868	1,406	1,341	0	15,335
PARKS	84,530	96,033	75,942	84,809	55,524	0	396,838
TOTAL RECREATION & CULTURE	**99,209**	**108,773**	**84,087**	**108,087**	**65,925**	**0**	**466,081**
TRANSPORTATION							
AIR TRANSPORTATION	83,329	94,520	58,300	32,301	14,770	13,769	296,989
STREETS	210,906	288,205	187,868	211,773	201,604	64,763	1,165,119
TOTAL TRANSPORTATION	**294,235**	**382,725**	**246,168**	**244,074**	**216,374**	**78,532**	[illegible]
TOTAL CAPITAL PLAN	**651,383**	**765,777**	**474,146**	**503,622**	**378,708**	**106,549**	**2,880,185**

CITY OF SAN ANTONIO
T E X A S
LIBERTATIS CUNABULA

Spending Plan
Table 3

Table 3-Spending Plan

CAPITAL IMPROVEMENTS PROGRAM BY FUNCTION, PROGRAM, AND PROJECT
For FY 2023 Through FY 2028
(Dollars In Thousands)

FUNCTION / PROGRAM / PROJECT	FY 2023	FY 2024	FY 2025	FY 2026	FY 2027	FY 2028	TOTAL
GENERAL GOVERNMENT							
INFORMATION TECHNOLOGY							
CLOUD SERVICES & OPERATIONS STRATEGY	1,000	1,000	0	0	0	0	2,000
FINANCIAL SYSTEM UPGRADE	10,000	26,000	19,000	0	0	0	55,000
IT INFRASTRUCTURE REPLACEMENT	3,905	6,634	5,186	5,182	0	0	20,907
NEW TECHNOLOGY PROJECTS	4,500	7,000	5,000	5,000	5,000	0	26,500
PUBLIC SAFETY FACILITIES INFRASTRUCTURE IMPROVEMENTS	2,425	455	955	1,377	0	0	5,212
RADIO AND SYSTEM REPLACEMENT (ALAMO AREA REGIONAL RADIO SYSTEM REPLACEMENT)	6,806	0	0	0	0	0	6,806
SECURITY AND CYBER PROJECTS II	1,846	1,357	1,778	1,648	0	0	6,629
TOTAL INFORMATION TECHNOLOGY	**30,482**	**42,446**	**31,919**	**13,207**	**5,000**	**0**	**123,054**
MUNICIPAL FACILITIES							
ACS EMERGENCY OVERFLOW &TRANSPORT KENNEL	150	800	250	0	0	0	1,200
ALAMEDA ANNEX PHASE	900	0	0	0	0	0	900
ALAMO PLAZA	5,000	10,000	1,700	0	0	0	16,700
ALAMODOME ACP SHADE STRUCTURES	0	0	518	0	0	0	518
ALAMODOME ARENA FLOOR BOXES	290	0	0	0	0	0	290
ALAMODOME ARENA PA	1,809	0	0	0	0	0	1,809
ALAMODOME BOILER REPLACEMENT	488	0	0	0	0	0	488
ALAMODOME BOXING IMPROVEMENTS	500	0	0	0	0	0	500
ALAMODOME CURTAINS	0	0	0	0	186	0	186
ALAMODOME DIGITAL DISPLAYS	0	0	0	0	0	22,013	22,013
ALAMODOME EXPANSION JOINTS	0	775	0	0	0	0	775
ALAMODOME EXTERIOR COLOR SYSTEM	222	0	0	0	0	0	222
ALAMODOME FALL ARREST SYSTEM	273	0	0	0	0	0	273
ALAMODOME FIXED SEATING REPLACEMENT	0	0	0	4,840	0	0	4,840
ALAMODOME FOOTBALL IMPROVEMENTS	0	0	0	1,500	0	0	1,500
ALAMODOME FOOTBALL TURF	0	0	0	1,029	0	0	1,029
ALAMODOME HEB PLAZA & MEDIA CENTER	442	0	0	0	0	0	442
ALAMODOME IMPROVEMENTS	6,046	23,654	2,746	763	0	0	33,209
ALAMODOME LOADING DOCK VEHICULAR GATE	100	0	0	0	0	0	100
ALAMODOME METAL DETECTORS	0	0	745	0	0	0	745
ALAMODOME NETWORK PERIMETER EXTENSION	224	0	0	0	0	0	224
ALAMODOME OPERATING & MAINTENANCE	3,514	997	2,051	717	1,805	1,682	10,766
ALAMODOME ROOF REPLACEMENT	0	650	4,751	5,000	0	0	10,401
ALAMODOME SOCCER TURF	1,300	0	0	0	0	0	1,300
ALAMODOME SOUTH PLAZA LIGHTING	0	0	0	1,433	0	0	1,433
ALAMODOME SOUTHWEST LIFT STATIONS	216	0	0	0	0	0	216
ALAMODOME STAGE REPLACEMENT	273	0	0	0	0	0	273

FUNCTION / PROGRAM / PROJECT	FY 2023	FY 2024	FY 2025	FY 2026	FY 2027	FY 2028	TOTAL
ALAMODOME STRUCTURAL REPAIRS	5,533	4,000	0	0	0	0	9,533
ALAMODOME TURF COVER	1,232	0	0	0	0	0	1,232
ALAMODOME UPPER LEVEL SEATING	0	0	0	303	0	0	303
ALAMODOME WAREHOUSE	0	0	560	0	0	0	560
ALAMODOME WATER HEATER REPLACEMENT	120	0	0	0	0	0	120
ALAMODOME WAYFINDING SIGNAGE	95	0	0	0	0	333	428
ALAMODOME WEST SIDE HOT WATER LOOP	600	0	0	0	0	0	600
ALAMODOME WI-FI REPLACEMENT	0	0	2,300	0	0	0	2,300
ANIMAL CARE FACILITIES IMPROVEMENTS	1,296	2,626	1,557	6,865	4,930	0	17,274
CASA BUILDING RENOVATION	343	457	0	0	0	0	800
CITY TOWER	1,285	0	0	0	0	0	1,285
CITY TOWER - TENANT IMPROVEMENTS	1,000	5,574	7	0	0	0	6,581
CITYWIDE FACILITY NEEDS	5,000	5,000	5,000	5,000	5,000	0	25,000
CITYWIDE PUBLIC HEALTH & SAFETY FACILITY	1,496	1,526	2,899	8,301	1,586	0	15,808
DISTRICT 1 FIELD OFFICE	275	0	0	0	0	0	275
FARMERS MARKET & EL MERCADO - BUILDING UPGRADES	400	0	0	0	0	0	400
FARMER'S MARKET MOLD REMEDIATION PH 2	507	0	0	0	0	0	507
FY23 EAST PD UNDERGROUND STORAGE TANK REPLACEMENT	1,100	0	0	0	0	0	1,100
HBGCC DANCE FLOOR	114	0	0	0	0	0	114
HBGCC HVAC UNITS	2,748	0	0	0	0	0	2,748
HBGCC LIGHTING PANELS	437	0	0	0	0	0	437
HBGCC MERIDA PLAZA RESTROOMS	0	85	490	0	0	0	575
HBGCC OPERATING & MAINTENANCE	4,000	9,822	1,385	469	324	82	16,082
HBGCC PARK ENTRANCE REMODEL	0	0	35	366	0	0	401
HBGCC ROOF REPLACEMENT	275	0	0	0	0	0	275
HBGCC SECURITY CAMERAS	0	531	0	0	0	0	531
HBGCC SKY JACK	127	0	0	0	0	0	127
HBGCC SPIDER LIFT	0	0	0	0	0	406	406
HBGCC UNISEX RESTROOMS	0	0	19	105	0	0	124
HBGCC VERTICAL TRANSPORTATION	2,000	6,806	0	0	0	0	8,806
HBGCC VIDEO WALL	0	0	0	189	0	0	189
HBGCC WEST BUILDING ENCASED SPACE	1,750	14,950	1,000	0	0	0	17,700
HBGCC WHEEL CHAIR LIFTS	152	0	0	0	0	0	152
LA VILLITA - MAVERICK PLAZA	3,573	0	0	0	0	0	3,573
LA VILLITA HVAC AND PLUMBING IMPROVEMENTS	779	191	0	0	0	0	970
LILA COCKRELL THEATRE UPGRADE	430	2,611	636	0	0	0	3,677
MARINA DAM	728	0	0	0	0	0	728
MITCHELL LAKE AUDUBON CENTER	244	0	0	0	0	0	244
NP UNDERGROUND FUEL STORAGE TANK REPLACE	1,023	0	0	0	0	0	1,023
ONE STOP BUILDING ENHANCEMENTS	682	0	0	0	0	0	682
ONE STOP HVAC REPLACEMENT	1,500	0	0	0	0	0	1,500
PARKING IMPROVEMENTS FACILITIES	881	0	0	0	0	0	881
PUBLIC SAFETY UNITY PLAZA SANTA ROSA SIDEWALKS	0	362	0	0	0	0	362
RESERVE FOR FUTURE CAPITAL PROJECTS	0	7,000	0	0	0	0	7,000
ROOF REPLACEMENT AND REPAIR	3,000	6,802	0	0	0	0	9,802
TOWER OF AMERICAS BUILDING RENOVATION PHASE II	275	3,214	0	0	0	0	3,489
TOWER OF AMERICAS IMPROVEMENTS	0	6,500	3,500	0	0	0	10,000
TOWER OF THE AMERICA'S STRUCTURAL IMPROVEMENTS	300	500	500	0	0	0	1,300

FUNCTION / PROGRAM / PROJECT	FY 2023	FY 2024	FY 2025	FY 2026	FY 2027	FY 2028	TOTAL
WESTSIDE EDUCATION AND TRAINING CENTER	500	0	0	0	0	0	500
WITTE MUSEUM - AUDITORIUM RENOVATION	248	0	0	0	0	0	248
TOTAL MUNICIPAL FACILITIES	**67,795**	**115,433**	**32,649**	**36,880**	**13,831**	**24,516**	**291,104**
NEIGHBORHOOD IMPROVEMENTS							
HOME OWNER REHABILITATION & PRESERVATION	7,600	14,300	14,300	8,300	500	0	45,000
HOMEOWNERSHIP PRODUCTION	4,790	70	70	70	0	0	5,000
HOUSING WITH PERMANENT ONSITE SUPPORTIVE HOMELESSNESS SERVICES	23,600	350	350	350	350	0	25,000
RENTAL ACQUISITION, REHAB, & PRESERVATION	30,560	7,760	560	560	560	0	40,000
RENTAL HOUSING PRODUCTION & ACQUISITION	33,320	420	420	420	420	0	35,000
TOTAL NEIGHBORHOOD IMPROVEMENTS	**99,870**	**22,900**	**15,700**	**9,700**	**1,830**	**0**	**150,000**
TOTAL GENERAL GOVERNMENT	**198,147**	**180,779**	**80,268**	**59,787**	**20,661**	**24,516**	**564,158**
PUBLIC HEALTH & SAFETY							
DRAINAGE							
ANNIE AREA INTERIM DRAINAGE IMPROVEMENTS	24	460	0	0	0	0	484
AULDINE DRIVE & BURR OAK DRIVE (ALLEY TO OUTFALL)	851	0	0	0	0	0	851
BARBARA DRIVE DRAINAGE PHASE 2	1,136	0	0	0	0	0	1,136
BARBARA DRIVE DRAINAGE PHASE 3	235	838	1,155	2,261	2,434	0	6,923
BIERING LANE INTERIM DRAINAGE IMPROVEMENTS	126	426	0	0	0	0	552
BREEDEN-W RUSSELL AREA DRAINAGE -PHASE 1B	1,000	796	0	0	0	0	1,796
BREEDEN-W RUSSELL PL AREA DRAINAGE PHASE I	441	0	0	0	0	0	441
BRIARMALL AREA DRAINAGE SYSTEM	1,508	0	0	0	0	0	1,508
BROOKSIDE OUTFALL (ESMA ROADWAY AREA PHASE 2)	285	506	365	1,266	1,724	0	4,146
CASTLERIDGE/SLICK RANCH FLOOD PLAIN IMPROVEMENT	4,785	5,073	0	0	0	0	9,858
CD10 DRAINAGE IMPROVEMENTS	40	200	525	0	0	0	765
CHURCHILL AVE AREA DRAINAGE IMPROVEMENTS	808	1,902	0	0	0	0	2,710
CONCEPCION CREEK PHASE 1	1,050	1,794	0	0	0	0	2,844
CONCEPCION CREEK PHASE 1 - CONSTRUCTION	0	5,500	0	0	0	0	5,500
CONTESSA DR. DRAINAGE IMPROVEMENT	235	1,382	1,067	0	0	0	2,684
CRESTFIELD AREA DRAINAGE IMPROVEMENT	60	489	0	0	0	0	549
DISTRICT 5 DRAINAGE IMPROVEMENTS	350	0	0	0	0	0	350
EISENHAUER RD NORTHWOOD-DEVONSHIRE DR AREA DRAINAGE PH 1 A	605	839	1,275	5,124	3,296	0	11,139
EISENHAUER ROAD/NORTHWOOD-DEVONSHIRE DRIVE AREA PHASE 1	771	0	0	0	0	0	771
ELMIRA AREA DRAINAGE (CAMARON ST.: ELMIRA TO SANTA ROSA ST.)	335	505	715	1,779	2,711	0	6,045
EVANS ROAD DRAINAGE PHASE 1 (EAST ELM CREEK TO MASONWOOD)	416	916	1,556	2,620	2,934	0	8,442
FOX RUN AREA DRAINAGE (BETWEEN FOX PEAK DRIVE AND FOX CREEK)	42	157	617	182	0	0	998
FRIO CITY ROAD OUTFALL PHASE 1	613	1,510	1,897	3,287	3,978	0	11,285
FY 2021 WOODLAWN LAKE DAM STUDY	149	0	0	0	0	0	149
FY 2022 CMP REHABILITATION	1,999	0	0	0	0	0	1,999
FY 2023 CORRUGATED METAL PIPE (CMP) PROGRAM	1,000	1,000	0	0	0	0	2,000
GARDENDALE DRAINAGE (WURZBACH ROAD TO BLUEMEL ROAD)	205	387	242	1,027	1,495	0	3,356
GEORGE ROAD LOW WATER CROSS (HUNTERS BOW TO NW MILITARY HWY)	182	502	220	1,212	1,579	0	3,695
INTERIM PEMBROKE DRAINAGE IMPROVEMENTS	754	113	0	0	0	0	867
JO MARIE AREA DRAINAGE IMPROVEMENT	1,239	1,000	0	0	0	0	2,239

FUNCTION / PROGRAM / PROJECT	FY 2023	FY 2024	FY 2025	FY 2026	FY 2027	FY 2028	TOTAL
LOWER FRENCH CREEK DRAINAGE (LOW BID LANE TO LEON CREEK)	241	896	1,046	2,042	2,269	0	6,494
MARBACH ROAD AREA DRAINAGE (IH-410 TO HORAL DRIVE)	802	1,734	1,473	4,488	5,289	2,000	15,786
MENCHACA STREET DRAINAGE IMPROVEMENTS	20	280	0	0	0	0	300
MICHAEL DRAINAGE IMPROVEMENTS	31	319	0	0	0	0	350
MOSS BROOK COVE DRAINAGE IMPROVEMENTS	274	366	0	0	0	0	640
N. NEW BRAUNFELS (AUSTIN HWY TO LARKWOOD) DESIGN ONLY	347	1,289	350	0	0	0	1,986
OAK HAVEN AREA DRAINAGE (KENTWOOD PHASE 2)	300	983	1,314	2,555	2,740	0	7,892
OLMOS DAM IMPROVEMENTS	258	0	0	0	0	0	258
ORSINGER LWC#35	2,273	1,000	0	0	0	0	3,273
PEGGY DRIVE AREA DRAINAGE (EASTGATE SUBDIVISION)	1,314	2,709	1,813	5,470	7,167	1,500	19,973
PERENNIAL DRIVE AREA DRAINAGE (HEIMER ROAD TO DUTCH MYRTLE)	89	386	194	1,326	751	0	2,746
PINN ROAD LOW WATER CROSSING	60	400	0	0	0	0	460
PRELIMINARY DRAINAGE REPORT	175	0	0	0	0	0	175
PUBLIC ART - 2017 BOND PROGRAM	840	0	0	0	0	0	840
PUBLIC ART (DRAINAGE)	204	1,033	1,229	84	0	0	2,550
QUENTIN DRIVE ALLEY INTERIM IMPROVEMENTS	48	148	235	540	0	0	971
RIVERWALK GATE 5 REPLACEMENT	625	3,575	0	0	0	0	4,200
S. FOSTER RD (RIGSBY TO 4000' N.)	1,150	0	0	0	0	0	1,150
S. GEVERS STREET DRAINAGE IMPROVEMENT	4,590	4,440	0	0	0	0	9,030
SAN PEDRO AND SAN ANTONIO TUNNEL PROJECT	1,074	0	0	0	0	0	1,074
SEELING CHANNEL DRAINAGE IMPROVEMENT - PHASE 4	513	500	4,432	0	0	0	5,445
SEELING CHANNEL PHASE 3	982	481	1,250	0	0	0	2,713
SEELING DRAINAGE PH 4 (LOWERY DR-ST CLOUD & PLACID DR-SAGE-PARDO)	290	968	1,387	2,380	2,847	0	7,872
SOUTH PINE ROADWAY DRAINAGE PHASE 2	402	1,516	1,829	3,974	3,266	0	10,987
SOUTHWELL NORTH AREA DRAINAGE	218	886	1,315	3,504	0	0	5,923
THOUSAND OAKS EROSION PROTECTION	688	0	0	0	0	0	688
UPPER LEON CREEK RSWF	1,449	321	0	0	0	0	1,770
VALLEY HI AREA DRAINAGE - MEDINA BASE PHASE 1	635	632	1,303	2,422	700	0	5,692
W BROADVIEW DR & OAKWOOD DR DRAINAGE PH1	516	1,408	2,042	3,579	2,841	0	10,386
WILCOX AVENUE AREA DRAINAGE	955	2,485	2,569	4,240	5,134	0	15,383
WOLLER ROAD DRAINAGE	0	150	0	0	0	0	150
TOTAL DRAINAGE	**42,607**	**55,200**	**33,415**	**55,362**	**53,155**	**3,500**	**243,239**
FIRE PROTECTION							
FIRE STATION #10 FACILITY REPLACEMENT	517	1,448	1,138	6,175	3,210	0	12,488
FIRE STATION #33 FACILITY REPLACEMENT	493	1,471	1,540	5,360	3,626	0	12,490
FIRE STATION 21 REPLACEMENT	517	1,448	1,138	6,175	3,222	0	12,500
FIRE STATION 52 REPLACEMENT	300	2,750	3,000	450	0	0	6,500
FIRE STATION 53 REPLACEMENT	300	2,750	3,000	450	0	0	6,500
PUBLIC SAFETY WAREHOUSE	450	3,125	3,150	2,275	0	0	9,000
TOTAL FIRE PROTECTION	**2,577**	**12,992**	**12,966**	**20,885**	**10,058**	**0**	**59,478**
LAW ENFORCEMENT							
D3 POLICE SUBSTATION	420	0	0	0	0	0	420
HELICOPTER REPLACEMENT	0	6,384	6,384	0	6,384	0	19,152
NEW POLICE SUBSTATION	712	1,538	2,079	9,389	5,276	0	18,994
POLICE STATION AT ST. MARY'S	8,727	9,647	0	0	0	0	18,374

FUNCTION / PROGRAM / PROJECT	FY 2023	FY 2024	FY 2025	FY 2026	FY 2027	FY 2028	TOTAL
PSHQ TRAINING ROOMS AV EQUIPMENT	250	0	0	0	0	0	250
PUBLIC ART (PUBLIC SAFETY FACILITIES)	94	522	517	39	0	0	1,172
PUBLIC ART (PUBLIC SAFETY)	262	4	0	0	0	0	266
SAPD ACADEMY - TACTICS & FIREARMS BLDG	500	3,313	1,187	0	0	0	5,000
SAPD K9 FACILITY RELOCATION	800	1,400	0	0	0	0	2,200
TEZEL ROAD CITY FACILITY	2,052	145	0	0	0	0	2,197
TRAINING ACADEMY - DRIVING TRACK IMPROVEMENTS	600	1,650	6,875	6,000	875	0	16,000
TRAINING ACADEMY - PARKING EXPANSION	200	700	200	0	0	0	1,100
TOTAL LAW ENFORCEMENT	**14,617**	**25,303**	**17,242**	**15,428**	**12,535**	**0**	**85,125**
TOTAL PUBLIC HEALTH & SAFETY	**59,801**	**93,495**	**63,623**	**91,675**	**75,748**	**3,500**	**387,842**
RECREATION & CULTURE							
LIBRARIES							
BROOK HOLLOW HVAC REPLACEMENT	112	0	0	0	0	0	112
BROOK HOLLOW LIBRARY PARKING LOT	142	550	100	0	0	0	792
CARVER BRANCH LIBRARY RENOVATION	379	1,251	1,327	5,562	3,974	0	12,493
CENTRAL LIBRARY	981	0	0	0	0	0	981
CENTRAL LIBRARY RENOVATION	192	624	623	2,654	1,903	0	5,996
CITY-OWNED CULTURAL FACILITIES IMPROVEMENTS	945	655	1,443	3,650	0	0	6,693
ELLA AUSTIN COMMUNITY CENTER RENOVATION	651	1,211	2,631	7,000	0	0	11,493
GREATER LOVE MULTI-GENERATIONAL CULTURAL/COMMUNITY CENTER	2,452	0	0	0	0	0	2,452
GUERRA LIBRARY IMPROVEMENTS	879	0	0	0	0	0	879
JOHNSTON HVAC REPLACEMENT	437	0	0	0	0	0	437
LAS PALMAS BRANCH LIBRARY	1,097	0	0	0	0	0	1,097
LAS PALMAS BRANCH LIBRARY RENOVATION	171	555	540	2,318	1,663	0	5,247
MAGIK THEATER RENOVATION	88	252	229	659	1,521	0	2,749
MEMORIAL BRANCH LIBRARY	375	175	0	0	0	0	550
PAN AMERICAN HVAC REPLACEMENT	448	0	0	0	0	0	448
PUBLIC ART (LIBRARIES FACILITIES)	70	391	385	29	0	0	875
PUBLIC ART (LIBRARY & CULTURAL FACILITIES)	141	0	0	0	0	0	141
TEXANA RESOURCE CENTER	445	31	0	0	0	0	476
TOTAL LIBRARIES	**10,005**	**5,695**	**7,278**	**21,872**	**9,061**	**0**	**53,911**
OTHER FACILITIES							
NELSON WOLFF STADIUM	1,500	4,250	500	0	0	0	6,250
WORLD HERITAGE	1,684	2,529	0	0	0	0	4,213
WORLD HERITAGE CENTER PHASE 2 IMPROVEMENTS	119	265	368	1,406	1,341	0	3,499
ZERNONA BLACK MULTI-GENERATIONAL CULTURAL/COMMUNITY CENTER	1,371	0	0	0	0	0	1,371
TOTAL OTHER FACILITIES	**4,674**	**7,044**	**868**	**1,406**	**1,341**	**0**	**15,333**
PARKS							
2022 EDWARDS AQUIFER PROTECTION PROGRAM	10,000	0	0	0	0	0	10,000
AL FORGE PARK	0	72	77	350	0	0	499
AL RHODE PARK	68	109	311	0	0	0	488
APACHE CREEK - WESTSIDE CREEK TRAIL	176	0	0	0	0	0	176
AQUATIC CENTER AT PALO ALTO COLLEGE	0	1,812	1,648	830	0	0	4,290
ARNOLD PARK	0	72	77	350	0	0	499
BEACON HILL PARK	0	223	265	0	0	0	488

FUNCTION / PROGRAM / PROJECT	FY 2023	FY 2024	FY 2025	FY 2026	FY 2027	FY 2028	TOTAL
BEITEL CREEK (SALADO TO BRIARGLEN)	1,200	238	0	0	0	0	1,438
BELMEADE PARK	0	175	116	0	0	0	291
BENAVIDES PARK	0	135	178	486	0	0	799
BLOSSOM PARK LOOP TRAIL	300	50	0	0	0	0	350
BRACKENRIDGE PARK 2017	2,553	3,607	377	0	0	0	6,537
BRACKENRIDGE PARK 2022	306	1,491	682	0	0	0	2,479
BRACKENRIDGE PARK FACILITIES	0	248	265	2,611	1,873	0	4,997
CALDERON CLUBHOUSE (BOYS AND GIRLS CLUBS OF SAN ANTONIO)	0	3,724	7	0	0	0	3,731
CARACOL CREEK PARK	0	72	77	350	0	0	499
CASSIANO PARK	0	325	950	2,473	0	0	3,748
CASSIANO PARK MASTER PLAN	189	0	0	0	0	0	189
CATHEDRAL ROCK PARK	0	72	77	350	0	0	499
CD7 PARK IMPROVEMENTS	174	0	0	0	0	0	174
CIELO VISTA PARK	400	72	0	0	0	0	472
CITYWIDE BICYCLE RECREATIONAL FACILITIES	164	302	532	1,200	1,050	0	3,248
CITYWIDE CREEKWAY TRAIL DEVELOPMENT	500	1,500	2,131	0	0	0	4,131
CLASSEN-STEUBING RANCH PARK	252	494	952	1,857	1,441	0	4,996
CLASSEN-STEUBING RANCH PARK PROPERTY ACQUISITION & DEVELOPMENT	1,621	0	0	0	0	0	1,621
COMANCHE LOOKOUT PARK	33	140	191	552	333	0	1,249
CONCEPCION PARK	0	95	84	420	0	0	599
CREEKWAY LOW IMPACT DEVELOPMENT PROJECT	1,500	200	166	0	0	0	1,866
CUELLAR PARK	0	144	221	385	0	0	750
CULEBRA CREEK GRNWAY (CATHEDRAL ROCK PRK TO GRISSOM RD)	450	0	0	0	0	0	450
DELLVIEW PARK	0	72	77	350	0	0	499
DISTRICT 1 PARKS	195	355	584	1,474	1,389	0	3,997
DISTRICT 1 PARKS & MULTIGENERATIONAL RECREATION FACILITY	216	928	1,008	3,539	2,304	0	7,995
DISTRICT 1 WESTFALL CAMPUS	1,000	0	0	0	0	0	1,000
DISTRICT 2 COMMUNITY GARDEN	250	0	0	0	0	0	250
DISTRICT 2 PARKS	86	162	273	545	433	0	1,499
DISTRICT 2 PROPERTY ACQUISITION	750	0	0	0	0	0	750
DISTRICT 3 AQUATICS FACILITY	235	442	540	2,222	1,558	0	4,997
DISTRICT 3 PARKS	0	186	254	459	0	0	899
DISTRICT 4 HERITAGE COMMUNITY CENTER	5,620	115	0	0	0	0	5,735
DISTRICT 4 MULTIGENERATIONAL REC FACILITY (PALO ALTO COLLEGE)	53	1,946	3,502	4,485	0	0	9,986
DISTRICT 4 PARKS	94	171	273	654	607	0	1,799
DISTRICT 4 PEARSALL PARK SOLAR WALK	350	0	0	0	0	0	350
DISTRICT 5 PARKS	113	217	390	803	650	0	2,173
DISTRICT 7 PARKS	0	157	186	388	168	0	899
DISTRICT 7 PARKS SHADE ENHANCEMENTS	105	174	461	0	0	0	740
DISTRICT 9 GREENWAY TRAIL PROJECT	500	1,500	1,000	0	0	0	3,000
EASTSIDE CLUBHOUSE (BOYS AND GIRLS CLUBS OF SAN ANTONIO)	557	3,167	7	0	0	0	3,731
EDWARDS AQUIFER PROTECTION PROGRAM	7,513	372	41	0	0	0	7,926
EISENHOWER PARK	0	133	169	498	0	0	800
FEATHER RIDGE PARK	0	156	87	0	0	0	243
FLORIDA STREET PARK	0	161	82	0	0	0	243
FRENCH CREEK - (LEON CREEK GREENWAY TO NANI FALCONE PARK)	300	145	0	0	0	0	445

FUNCTION / PROGRAM / PROJECT	FY 2023	FY 2024	FY 2025	FY 2026	FY 2027	FY 2028	TOTAL
FRIEDRICH PARK	0	175	225	399	0	0	799
FRIESENHAHN PARK	0	133	169	498	0	0	800
FT. SAM HOUSTON TRAIL (JOHN JAMES PARK TO JACK WHITE PARK)	800	1,000	3,126	0	0	0	4,926
FY23 SCHEDULE MAINTENANCE FOR PARKS	2,000	3,000	0	0	0	0	5,000
GILBERT GARZA PARK	0	151	225	423	0	0	799
GOLD CANYON PARK	348	0	0	0	0	0	348
GOLF COURSE IMPROVEMENTS	4,000	0	4,000	0	4,000	0	12,000
GREATER LOVE MULTIGENERATIONAL AND RECREATION CENTER	491	0	0	0	0	0	491
HARLANDALE PARK	0	108	111	530	0	0	749
HAYS ST. BRIDGE PARK	3,151	249	0	0	0	0	3,400
HEMISFAIR CIVIC PARK	14,147	9,710	0	0	0	0	23,857
HEMISFAIR CIVIC PARK 2022	1,276	7,442	9,279	0	0	0	17,997
HEMISFAIR PARK PHASE 2	613	468	0	0	0	0	1,081
HERITAGE NEIGHBORHOOD PARK	0	178	229	392	0	0	799
JAPANESE TEA GARDEN INFRASTRUCTURE	225	0	0	0	0	0	225
JUPE MANOR NEIGHBORHOOD PARK	0	107	142	250	0	0	499
LABOR STREET PARK	383	118	0	0	0	0	501
LADY BIRD JOHNSON PARK	0	197	249	552	251	0	1,249
LEE'S CREEK PARK	0	117	77	0	0	0	194
LEON CREEK (QUINTANA RD TO I-35)	250	1,500	2,500	0	0	0	4,250
LEON CREEK (THE RIM TO RAYMOND RUSSELL PARK)	1,316	2,500	0	0	0	0	3,816
LINEAR GREENWAY TRAILS	2,949	15,198	20,310	32,529	32,441	0	103,427
LOCKWOOD AND DIGNOWITY PARKS 2017	513	0	0	0	0	0	513
LOCKWOOD AND DIGNOWITY PARKS 2022	0	157	199	442	201	0	999
MAIN PLAZA	405	1,710	2,310	75	0	0	4,500
MARTIN LUTHER KING PARK	147	0	0	0	0	0	147
MARTIN LUTHER KING PARK 2022	0	181	241	578	0	0	1,000
MAVERICK PARK	0	112	170	318	0	0	600
MCALLISTER PARK	112	219	479	1,187	0	0	1,997
MEDINA RIVER NATURAL AREA	0	187	225	387	0	0	799
MILLERS POND PARK (COMMUNITY RECREATION CENTER)	0	133	169	498	0	0	800
MITCHELL LAKE AUDUBON CENTER	320	1,325	2,992	1,356	0	0	5,993
MONTERREY PARK	0	133	169	498	0	0	800
NANI FALCONE PARK	0	124	158	467	0	0	749
NEW BUCHSENSCHUTZ PARK	0	252	206	371	170	0	999
NEW DISTRICT 6 PARK (NEAR CIELO VISTA)	0	99	113	287	0	0	499
NEW MEDICAL CENTER AREA PARK	940	1,874	414	0	0	0	3,228
NEW PARK AT ORR DRIVE AND SUZETTE AVENUE	0	72	77	350	0	0	499
NEW PARKS AT NOPAL STREET AND SOUTH GEVERS STREET	0	175	225	399	0	0	799
NEW REGIONAL PARK PHASE 1 (DISTRICT 6)	336	651	397	2,597	2,936	0	6,917
NEW REGIONAL PARK PHASE 1 AND NORMOYLE PARK EXPANSION (D5)	347	664	406	2,495	2,833	0	6,745
NORTH SAN ANTONIO HILLS PARK	0	125	70	0	0	0	195
O.P. SCHNABEL PARK	104	191	476	903	0	0	1,674
OLMOS BASIN PARK	55	141	245	543	265	0	1,249
PEARSALL PARK	116	222	460	1,101	0	0	1,899
PERRIN HOMESTEAD HISTORIC CENTER	404	0	0	0	0	0	404
PICKLEBALL RECREATIONAL IMPROVEMENTS	83	150	298	666	302	0	1,499

FUNCTION / PROGRAM / PROJECT	FY 2023	FY 2024	FY 2025	FY 2026	FY 2027	FY 2028	TOTAL
PICKWELL PARK	0	82	112	305	0	0	499
PIPER'S MEADOW PARK	0	69	70	360	0	0	499
PUBLIC ART (PARKS)	1,000	2,900	170	0	0	0	4,070
RENOVATION OF CREEKWAY PROJECT IMPROVEMENT	340	200	215	0	0	0	755
ROSEDALE PARK	0	137	228	0	0	0	365
SALADO CREEK - PARK, LANDSCAPE AND URBAN	448	425	0	0	0	0	873
SALADO CREEK (SE MILITARY TO MOUNT VIEJO)	1,546	0	0	0	0	0	1,546
SALADO CREEK (SOUTHSIDE LIONS PARK TO SE MILITARY DRIVE)	350	0	0	0	0	0	350
SAN ANTONIO BOTANICAL CENTER	393	2,101	0	0	0	0	2,494
SAN ANTONIO ZOO	2,416	5,671	1,896	0	0	0	9,983
SAN PEDRO SPRINGS PARK	0	235	294	651	318	0	1,498
SOUTHSIDE LIONS PARK	0	238	316	695	0	0	1,249
SPRING TIME PARK	0	142	211	397	0	0	750
STINSON PARK (FIVE DIAMONDS LITTLE LEAGUE)	0	130	288	81	0	0	499
STINSON PARK/5 DIAMONDS LITTLE LEAGUE	347	0	0	0	0	0	347
STONE OAK PARK	0	142	211	397	0	0	750
THE ALAMO AREA PLAZA	582	425	0	0	0	0	1,007
THE PUBLIC THEATER OF SAN ANTONIO (AT SAN PEDRO SPRINGS PARK)	0	152	221	627	0	0	1,000
TIMBER RIDGE PARK	0	72	77	350	0	0	499
TOM SLICK PARK	0	124	158	467	0	0	749
TRAIL CONNECTIONS, PARKING AND OTHER ENHANCEMENTS	450	393	150	0	0	0	993
UTSA ATHLETICS FACILITIES	965	3,200	826	0	0	0	4,991
WALKER RANCH PARK	68	109	311	0	0	0	488
WHEATLEY HEIGHTS SPORTS COMPLEX 2017	151	0	0	0	0	0	151
WHEATLEY HEIGHTS SPORTS COMPLEX 2022	0	190	253	556	0	0	999
WOODLAWN LAKE PARK	113	221	484	1,200	0	0	2,018
WORLD HERITAGE PARK & LAND ACQUISITION	1,702	1,500	0	0	0	0	3,202
TOTAL PARKS	**84,525**	**96,037**	**75,950**	**84,808**	**55,523**	**0**	**396,843**
TOTAL RECREATION & CULTURE	**99,204**	**108,776**	**84,096**	**108,086**	**65,925**	**0**	**466,087**
TRANSPORTATION							
AIR TRANSPORTATION							
AIRFIELD PACKAGE 6-7	1,495	2,632	0	0	0	0	4,127
AIRFIELD PMMP UPDATE-FY2022	64	0	0	0	0	0	64
AIRPORT DATA MANAGEMENT SYSTEM (ADMS)	1,857	0	0	0	0	0	1,857
AIRPORT EVIDS	953	0	0	0	0	0	953
AIRPORT LIGHTING CONTROL AND MONITORING SYSTEM	147	0	0	0	0	0	147
AIRPORT PLANNING SERVICES	3,319	295	213	0	0	0	3,827
BAGGAGE HANDLING SYSTEM EXPANSION	3,808	19,554	22,636	6,874	0	0	52,872
BAGGAGE HANDLING UPGRADES (HIGH LEVEL CONTROLS)	185	0	0	0	0	0	185
CCTV/ACS SYSTEM REPLACEMENT	1,192	0	1,034	0	0	0	2,226
COMPUTERIZED MAINTENANCE MANAGEMENT SYSTEM	2,060	0	0	0	0	0	2,060
CONRAC UPGRADES	1,915	542	0	0	0	0	2,457
DEMO AND RELOCATE ATC AND TRACON	255	0	0	0	0	0	255
EMERGENCY RESPONSE ROAD RECONSTRUCTION-PKG 4	5,352	1,337	0	0	0	0	6,689
EXECUTIVE PROGRAM MANAGER	902	1,263	1,316	1,321	1,337	1,373	7,512
GIS REPOSITORY	41	0	0	0	0	0	41

FUNCTION / PROGRAM / PROJECT	FY 2023	FY 2024	FY 2025	FY 2026	FY 2027	FY 2028	TOTAL
MASTER ARCHITECT	5,684	11,368	6,974	5,509	5,509	4,744	39,788
NETWORK EOL REPLACEMENT	2,260	1,980	1,980	2,700	0	0	8,920
OUTSIDE PLANT CAMPUS IT RING	368	331	2,732	4,303	0	0	7,734
PASSENGER FLOW MANAGEMENT SYSTEM EXPANSION TO TB	132	0	0	0	0	0	132
PROGRAM MANAGEMENT SERVICES	750	750	750	750	375	0	3,375
PROGRAM MANAGEMENT/CONSTRUCTION MANAGEMENT	3,365	7,067	7,358	9,385	7,449	7,652	42,276
RECONSTRUCT & DECOUPLE RUNWAY 13R/31L	6,752	0	0	0	0	0	6,752
RECONSTRUCT KEEL SECTION OF RW 13R/31L	2,000	1,425	0	0	0	0	3,425
REHABILITATE WEST CARGO FACILITIES	240	0	0	0	0	0	240
RELOCATE EMPLOYEE PARKING	495	156	82	0	0	0	733
RELOCATION OF VEHICLE GATE 20	1,480	1,461	0	0	0	0	2,941
RON AIRCRAFT PARKING	513	287	201	106	0	0	1,107
RTR-F	340	3,102	0	0	0	0	3,442
RUNWAY 13L/31R MILL & OVERLAY	3,370	2,000	0	0	0	0	5,370
RUNWAY 13R-31L SAFETY ENHANCEMENTS	3,425	1,671	0	0	0	0	5,096
RW 4/22 CENTERLINE LIGHTING CIRCUIT REPLACEMENT	507	0	0	0	0	0	507
SAT, AIRPORT DESIGN STANDARD MANUAL	379	0	0	0	0	0	379
SKYPLACE ROAD RECONSTRUCTION	656	4,563	1,677	0	0	0	6,896
STINSON - AIRFIELD GENERATOR BLDG RECONSTRUCTION	2,220	583	0	0	0	0	2,803
STINSON - BUILDING MODIFICATIONS-FY23	100	0	0	0	0	0	100
STINSON - BUILDING MODIFICATIONS-FY24	0	100	0	0	0	0	100
STINSON - BUILDING MODIFICATIONS-FY25	0	0	100	0	0	0	100
STINSON - BUILDING MODIFICATIONS-FY26	0	0	0	100	0	0	100
STINSON - BUILDING MODIFICATIONS-FY27	0	0	0	0	100	0	100
STINSON - TAXIWAY DELTA	500	0	5,006	0	0	0	5,506
STINSON - TERMINAL ROOF REPLACEMENT	1,603	1,676	0	0	0	0	3,279
STINSON DRAINAGE PLAN	210	0	0	0	0	0	210
STINSON LAND ACQ. RW 14/32 RPZ	1,500	0	0	0	0	0	1,500
STINSON-SSF 9/27 SEALANT	1,511	0	0	0	0	0	1,511
TA-PHASE III-TA ROOF	2,873	0	0	0	0	0	2,873
TAXIWAY H RECONSTRUCTION	181	0	0	0	0	0	181
TERMINAL A ELECTRICAL SYSTEM EXPANSION	2,709	5,419	2,709	0	0	0	10,837
TERMINAL A GATE EXPANSION	1,875	0	0	0	0	0	1,875
TERMINAL A GROUND LOADING FACILITY	1,612	21,049	2,339	0	0	0	25,000
TERMINAL A NEW IDF ROOM	546	435	1,193	1,253	0	0	3,427
TERMINAL B EXPANSION	4,147	2,000	0	0	0	0	6,147
TERMINAL DEVELOPMENT PROGRAM ENVIRONMENT	1,858	0	0	0	0	0	1,858
UNIT 1902 ARFF VEHICLE R3 REPLACEMENT	0	1,474	0	0	0	0	1,474
WEST APRON TAXILANE RECONSTRUCTION	3,623	0	0	0	0	0	3,623
TOTAL AIR TRANSPORTATION	**83,329**	**94,520**	**58,300**	**32,301**	**14,770**	**13,769**	**296,989**
STREETS							
ABE LINCOLN SHARED USE PATH	420	246	234	0	0	0	900
ALAMO (COMMERCE TO CESAR CHAVEZ)	1,636	0	0	0	0	0	1,636
ATD FY 2022 BIKE FACILITIES	500	500	0	0	0	0	1,000
ATD FY 2022 BIKE NETWORK PLAN 10-YEAR UPDATE	1,000	1,600	100	0	0	0	2,700
ATD FY 2023 AUDIBLE PEDS	170	0	0	0	0	0	170
ATD FY 2023 BIKE FACILITIES	1,000	0	0	0	0	0	1,000
ATD FY 2023 INTELLIGENT TRAFFIC SYSTEM	600	0	0	0	0	0	600

FUNCTION / PROGRAM / PROJECT	FY 2023	FY 2024	FY 2025	FY 2026	FY 2027	FY 2028	TOTAL
ATD FY 2023 ITSD TRAFFIC SIGNAL COMMUNICATIONS	700	0	0	0	0	0	700
ATD FY 2023 SIDEWALKS	9,250	9,250	0	0	0	0	18,500
BABCOCK ROAD (WEST HAUSMAN TO UTSA BOULEVARD)	484	1,068	727	3,150	4,560	0	9,989
BRAUN ROAD SIDEWALKS (TEZEL ROAD TO NORTHWEST LOOP 1604)	234	389	371	1,225	775	0	2,994
BROADWAY STREET CORRIDOR (EAST HOUSTON STREET TO EAST HILDEBRAND AVENUE)	6,138	40,061	24,500	0	0	0	70,699
BULVERDE ROAD (GREEN SPRING DRIVE TO REDLAND ROAD)	977	760	3,140	3,918	4,206	0	13,001
BULVERDE ROAD PHASE 1 (BUTTERLEIGH DRIVE TO NORTH OF QUIET MEADOW STREET)	2,710	5,011	1,000	0	0	0	8,721
BYNUM AVE PH2 (WEST MAYFIELD BLVD TO WEST GERALD AVE)	1,221	2,417	1,312	0	0	0	4,950
BYNUM AVENUE (WEST GERALD AVENUE TO SOUTHWEST MILITARY DRIVE)	725	0	0	0	0	0	725
CAMARON STREET (WEST HOUSTON STREET TO FOX TECH HIGH SCHOOL)	1,697	0	0	0	0	0	1,697
CD5 SIDEWALKS	450	0	0	0	0	0	450
CD7 MOBILITY IMPROVEMENTS	445	0	0	0	0	0	445
CITYWIDE BICYCLE FACILITIES	426	1,082	2,182	2,144	4,156	0	9,990
CITYWIDE BRIDGE IMPROVEMENTS	807	571	730	1,374	1,472	0	4,954
CITYWIDE BRIDGE PROGRAM	698	0	0	0	0	0	698
CITYWIDE THREE HISTORICAL BRIDGE REHABS	320	0	0	0	0	0	320
CLASSEN ROAD (CLASSEN SPUR TO KNOLLCREEK DRIVE)	708	1,377	895	2,889	4,117	0	9,986
COMMERCE STREET (FRIO STREET TO SANTA ROSA STREET)	2,399	7,180	1,579	0	0	0	11,158
COMMERCE STREET (ST. MARY'S STREET TO SANTA ROSA STREET)	4,268	0	0	0	0	0	4,268
COUNCIL DISTRICT 2 INFRASTRUCTURE IMPROVEMENTS	347	0	0	0	0	0	347
COVEL ROAD (RAY ELLISON BOULEVARD TO OLD PEARSALL ROAD)	269	1,318	1,637	3,164	3,602	0	9,990
CULEBRA PARK (AREA STREETS)	292	932	1,205	2,260	2,305	0	6,994
CULEBRA ROAD (IH-10 TO CALLAGHAN ROAD)	710	1,618	1,270	5,682	8,700	0	17,980
D9 TRAFFIC AND MOBILITY IMPROVEMENTS (HARDY OAK & STONE OAK AREA)	319	651	472	1,459	2,094	0	4,995
DISTRICT 1 F-STREETS RECONSTRUCTION	675	1,700	2,250	3,500	3,370	0	11,495
DISTRICT 1 PEDESTRIAN MOBILITY	179	250	335	151	83	0	998
DISTRICT 1 PEDESTRIAN MOBILITY & STREETS	1,678	399	0	0	0	0	2,077
DISTRICT 10 F-STREETS RECONSTRUCTION	675	1,700	2,250	3,500	3,616	0	11,741
DISTRICT 10 INFRASTRUCTURE IMPROVEMENTS	1,069	91	0	0	0	0	1,160
DISTRICT 10 PEDESTRIAN MOBILITY	179	250	335	151	83	0	998
DISTRICT 2 F-STREETS RECONSTRUCTION	675	1,700	2,500	4,000	3,105	0	11,980
DISTRICT 2 PEDESTRIAN MOBILITY	179	250	335	151	83	0	998
DISTRICT 3 F-STREETS RECONSTRUCTION	675	1,700	2,250	3,500	3,087	0	11,212
DISTRICT 3 INFRASTRUCTURE IMPROVEMENTS	1,000	0	0	0	0	0	1,000
DISTRICT 3 PEDESTRIAN MOBILITY	179	250	335	151	83	0	998
DISTRICT 4 F-STREETS RECONSTRUCTION	525	1,100	2,000	3,000	3,084	0	9,709
DISTRICT 4 PEDESTRIAN MOBILITY	829	250	335	151	83	0	1,648
DISTRICT 5 F-STREETS RECONSTRUCTION	675	1,700	2,000	3,000	3,145	0	10,520
DISTRICT 5 PED MOBILITY & AREA ST IMPV	650	0	0	0	0	0	650
DISTRICT 5 PEDESTRIAN MOBILITY	367	750	985	641	253	0	2,996
DISTRICT 6 F-STREETS RECONSTRUCTION	525	1,100	1,750	2,500	3,043	0	8,918
DISTRICT 6 INFRASTRUCTURE IMPROVEMENTS	1,000	0	0	0	0	0	1,000
DISTRICT 6 INTERSECTION IMPROVEMENTS	268	566	387	1,567	2,208	0	4,996
DISTRICT 6 PEDESTRIAN MOBILITY	179	250	335	151	83	0	998

FUNCTION / PROGRAM / PROJECT	FY 2023	FY 2024	FY 2025	FY 2026	FY 2027	FY 2028	TOTAL
DISTRICT 6 PEDESTRIAN MOBILITY & STREETS	477	0	0	0	0	0	477
DISTRICT 7 F-STREETS RECONSTRUCTION	525	1,100	2,000	3,000	3,316	0	9,941
DISTRICT 7 NEIGHBORHOOD SIDEWALK IMPROVEMENTS	513	1,572	1,944	4,703	7,253	0	15,985
DISTRICT 7 PEDESTRIAN MOBILITY	179	250	335	151	83	0	998
DISTRICT 7 ST. CLOUD IMPROVEMENTS	1,000	0	0	0	0	0	1,000
DISTRICT 8 F-STREETS RECONSTRUCTION	525	1,100	1,500	2,000	2,515	0	7,640
DISTRICT 8 PEDESTRIAN MOBILITY	1,179	250	335	151	83	0	1,998
DISTRICT 9 F-STREETS RECONSTRUCTION	525	1,100	1,500	2,000	2,219	0	7,344
DISTRICT 9 INFRASTRUCTURE IMPROVEMENTS	1,000	0	0	0	0	0	1,000
DISTRICT 9 PEDESTRIAN MOBILITY	179	250	335	151	83	0	998
DISTRICT 9 TRAFFIC & MOBILITY IMPROVEMENTS (BITTERS RD AREA)	274	546	400	1,147	1,629	0	3,996
DOLOROSA STREET RECON (FLORES TO LEON)	5,653	15,075	2,000	0	0	0	22,728
DORSEY DRIVE (MOURSUND BOULEVARD TO GARNETT AVENUE)	195	785	971	1,898	1,146	0	4,995
EASTSIDE AREA STREETS	434	838	504	2,037	3,029	0	6,842
ENRIQUE M. BARRERA PARKWAY PHASE 1 (OLD HWY 90 AREA)	566	0	0	0	0	0	566
EVANS ROAD PHASE 1 (EAST ELM CREEK TO MASONWOOD)	480	981	1,611	2,718	3,050	0	8,840
FLOYD CURL DRIVE (HUEBNER ROAD TO CHARLES KATZ)	1,170	2,285	4,085	4,450	0	0	11,990
FREDERICKSBURG ROAD (NORTH FLORES STREET TO WEST WOODLAWN AVENUE)	1,547	0	0	0	0	0	1,547
F-STREET RECONSTRUCTION	10,000	0	0	0	0	0	10,000
FY 2021 VISION ZERO	900	0	0	0	0	0	900
FY 2022 NON SERVICE ALLEY INVENTORY	448	0	0	0	0	0	448
FY 2022 SCHOOL PEDESTRIAN SAFETY	102	0	0	0	0	0	102
FY 2022 TRAFFIC CALMING	644	0	0	0	0	0	644
FY 2022 VISION ZERO	675	225	0	0	0	0	900
FY 2023 SCHOOL PEDESTRIAN SAFETY	1,000	0	0	0	0	0	1,000
FY 2023 TRAFFIC CALMING	1,000	0	0	0	0	0	1,000
FY 2023 VISION ZERO	1,000	0	0	0	0	0	1,000
FY 2023 WARRANTED SIGNALS	2,760	0	0	0	0	0	2,760
GARDENDALE STREET (WURZBACH ROAD TO BLUEMEL ROAD)	171	341	228	922	1,335	0	2,997
GOLIAD ROAD (FAIR AVENUE TO EAST SOUTHCROSS BOULEVARD)	2,988	0	0	0	0	0	2,988
HAMILTON WOLF CYCLE TRACK	823	872	0	0	0	0	1,695
HARRY WURZBACH (AUSTIN HWY IMPROVEMENT)	1,831	0	0	0	0	0	1,831
HARRY WURZBACH RD /AUSTIN HWY CONNECTORS	1,857	0	0	0	0	0	1,857
HAYS STREET BRIDGE STRUCTURAL REPAIRS	600	0	0	0	0	0	600
HEATH ROAD/GRISSOM ROAD INTERSECTION	108	0	0	0	0	0	108
HEMISFAIR AREA STREET REDEVELOPMENT	225	0	0	0	0	0	225
HEMISFAIR BOULEVARD PHASE 3	370	789	650	2,903	4,282	0	8,994
HEMISFAIR PARK STREETS PHASE 2	2,076	1,513	0	0	0	0	3,589
JONES MALTSBERGER RD (AUTRY POND RD - REDLAND RD) DESIGN ONLY	173	817	0	0	0	0	990
LONE STAR BOULEVARD (AREA STREETS)	1,826	2,017	0	0	0	0	3,843
MARBACH ROAD AREA STREETS (LOOP 410 TO HORAL DRIVE)	935	1,699	1,293	4,182	5,875	1,000	14,984
MARKET ST CYCLE TRACK (MKT - IH35 - IH37)	544	696	248	402	0	0	1,890
MID BLOCK CROSSINGS - VISION ZERO	1,390	3,760	0	0	0	0	5,150
MILITARY DRIVE (SEQUOIA HEIGHT TO EAST OF REED ROAD)	543	1,465	564	4,386	4,531	0	11,489
MONTICELLO PARK (AREA STREETS)	452	0	0	0	0	0	452

FUNCTION / PROGRAM / PROJECT	FY 2023	FY 2024	FY 2025	FY 2026	FY 2027	FY 2028	TOTAL
N FRIO BIKE AND PED IMPROVEMENTS	366	366	732	296	440	0	2,200
NORTH MAIN AVENUE & SOLEDAD STREET (PECAN STREET TO NAVARRO STREET)	4,036	1,145	0	0	0	0	5,181
NORTH NEW BRAUNFELS AV PH 2 (E HOUSTON ST. - PASO HONDO ST.)	455	794	1,333	2,050	1,861	0	6,493
NORTH NEW BRAUNFELS AVENUE PHASE 1 (EAST HOUSTON STREET TO BURLESON STREET)	2,565	2,656	0	0	0	0	5,221
NORTH ST. MARY'S STREET (EAST MISTLETOE AVENUE TO WEST JOSEPHINE STREET)	4,227	348	0	0	0	0	4,575
OAK HAVEN AREA STREETS (KENTWOOD PHASE 2)	321	993	1,302	2,542	2,734	0	7,892
OLD HWY 90 PHASE 2 (STATE HWY 151 TO US HWY 90 WEST)	887	1,173	2,125	1,803	2,102	0	8,090
PERENNIAL AREA STREETS (HEIMER ROAD TO DUTCH MYRTLE)	88	386	195	1,326	751	0	2,746
PINN ROAD SHARED USE	586	344	330	0	0	0	1,260
PORT SAN ANTONIO AREA STREETS	644	1,482	4,977	4,977	2,899	0	14,979
PROBANDT STREET (SOUTH ALAMO STREET TO US HIGHWAY 90)	400	842	1,179	1,179	0	0	3,600
PROBANDT STREET PHASE 2	302	236	1,231	1,763	1,467	0	4,999
PRUE ROAD (BABCOCK ROAD TO LAUREATE DR)	5,402	13,986	0	0	0	0	19,388
PUBLIC ART - 2017 BOND PROGRAM	2,322	69	0	0	0	0	2,391
PUBLIC ART (STREETS)	622	2,750	3,446	233	0	0	7,051
RIVER WALK - SIDEWALKS RENOVATION	1,600	0	0	0	0	0	1,600
RIVER WALK - STAIR CASE RENOVATION	850	0	0	0	0	0	850
ROOSEVELT AVENUE (I-10 TO SOUTH ST. MARY'S STREET)	2,301	978	0	0	0	0	3,279
ROOSEVELT AVENUE (US HIGHWAY 90 TO SOUTHEAST LOOP 410)	2,138	3,868	147	0	0	0	6,153
ROOSEVELT AVENUE (VFW BOULEVARD TO HARDING BOULEVARD)	380	1,611	1,974	3,862	4,160	0	11,987
S ALAMO (MARKET STREET TO E CESAR E. CHAVEZ BOULEVARD)	6,116	10,300	0	0	0	0	16,416
S ZARZAMORA ST. OVERPASS AT UNION PACIFIC RAILROAD PHASE 2	0	0	57	557	803	1,083	2,500
S. FOSTER RD PHASE II	2,366	0	0	0	0	0	2,366
SAN SABA STREET (NUEVA STREET TO MARTIN STREET)	1,565	1,493	0	0	0	0	3,058
SANTA ROSA STREET (CÉSAR E. CHÁVEZ BOULEVARD TO MARTIN STREET)	4,057	4,586	1,065	0	0	0	9,708
SIDEWALK BROADBENT AVE (STEVES TO HAGGEN)	125	0	0	0	0	0	125
SIDNEY BROOKS DR (CITY BASE LANDING TO SOUTH NEW BRAUNFELS)	434	2,010	2,688	5,274	4,578	0	14,984
SONTERRA ROAD EXTENSION (SONTERRA TO LOOP 1604)	934	1,566	3,495	0	0	0	5,995
SONTERRA/GOLD CANYON EXTENSION	166	0	0	0	0	0	166
SOUTH BRAZOS STREET (ALAZAN CREEK TO APACHE CREEK)	279	1,062	1,644	4,507	0	0	7,492
SOUTH PRESA STREET (SOUTHEAST MILITARY DRIVE TO SOUTHCROSS BOULEVARD)	1,971	478	0	0	0	0	2,449
SOUTH ZARZAMORA STREET OVERPASS AT UNION PACIFIC RAILROAD/FRIO CITY ROAD	1,000	2,475	491	2,501	0	0	6,467
SOUTHCROSS BOULEVARD PHASE 2	166	710	1,120	2,999	0	0	4,995
STREET MAINTENANCE PROGRAM	40,680	84,680	62,680	62,680	62,680	62,680	376,080
TEXAS A&M UNIVERSITY AREA STREETS	352	1,534	2,343	4,859	1,500	0	10,588
THE ALAMO (AREA STREETS)	1,341	3,372	0	0	0	0	4,713
TOEPPERWEIN ROAD (NACOGDOCHES ROAD TO RAINTREE FOREST)	650	1,936	2,893	5,035	3,968	0	14,482
TXDOT ROW PROJECTS	200	0	0	0	0	0	200
VANCE JACKSON (LOOP 410 TO ADRIAN DRIVE)	470	1,380	2,174	3,770	2,195	0	9,989
VANCE JACKSON ROAD (HUEBNER ROAD TO WURZBACH ROAD)	943	1,945	3,375	5,125	4,593	0	15,981
WATSON RD (SH 16 TO EAST OF VERANO PKWY)	942	0	0	0	0	0	942

FUNCTION / PROGRAM / PROJECT	FY 2023	FY 2024	FY 2025	FY 2026	FY 2027	FY 2028	TOTAL
WATSON RD PHASE 1 (VERANO PARKWAY TO WEST OF PALO ALTO ROAD)	822	1,687	2,570	3,855	3,049	0	11,983
WEST COMMERCE STREET (FRIO STREET TO COLORADO STREET)	2,124	0	0	0	0	0	2,124
WORLD HERITAGE TRAIL SIGNAGE & WAYFINDING	1,617	0	0	0	0	0	1,617
WURZBACH (NORTHWEST MILITARY HIGHWAY TO FREDERICKSBURG ROAD)	1,504	0	0	0	0	0	1,504
WURZBACH I-10 OPERATIONAL IMPROVEMENT	750	0	0	0	0	0	750
WURZBACH ROAD AT VANCE JACKSON (INTERSECTION IMPROVEMENTS)	1,083	2,604	2,066	0	0	0	5,753
ZARZAMORA PEDESTRIAN IMPROVEMENTS	1,794	0	0	0	0	0	1,794
TOTAL STREETS	**210,906**	**288,208**	**187,871**	**211,773**	**201,605**	**64,763**	**1,165,126**
TOTAL TRANSPORTATION	**294,235**	**382,728**	**246,171**	**244,074**	**216,375**	**78,532**	**1,462,115**
GRAND TOTAL	**651,387**	**765,778**	**474,158**	**503,622**	**378,709**	**106,548**	**2,880,202**

CITY OF SAN ANTONIO
T E X A S
LIBERTATIS CUNABULA

Spending Plan
Table 4

Table 4-Spending Plan

CAPITAL IMPROVEMENTS PROGRAM BY FUNCTION, PROGRAM AND PROJECT WITH PROJECTED REVENUE SOURCE(S), SCOPE AND COUNCIL DISTRICT LOCATION(S) For FY 2023 Through FY 2028

(Dollars In Thousands)

FUNCTION/PROGRAM/PROJ./REV./SCOPE	FY 2023	FY 2024	FY 2025	FY 2026	FY 2027	FY 2028	TOTAL
GENERAL GOVERNMENT							
INFORMATION TECHNOLOGY							
CLOUD SERVICES & OPERATIONS STRATEGY							
UNISSUED TAX NOTES	1,000	1,000	0	0	0	0	2,000
Total	**1,000**	**1,000**	**0**	**0**	**0**	**0**	**2,000**
Council District(s) CW	Project (09-00141) - This project will provide funding to develop a cloud-based redesign to maintain core infrastructure locally within managed datacenters.						
FINANCIAL SYSTEM UPGRADE							
UNISSUED CERTIFICATES OF OBLIGATION	10,000	26,000	19,000	0	0	0	55,000
Total	**10,000**	**26,000**	**19,000**	**0**	**0**	**0**	**55,000**
Council District(s) CW	Project (09-00137) - This project will provide funding for the upgrade of the City's financial system.						
IT INFRASTRUCTURE REPLACEMENT							
UNISSUED TAX NOTES	3,905	6,634	5,186	5,182	0	0	20,907
Total	**3,905**	**6,634**	**5,186**	**5,182**	**0**	**0**	**20,907**
Council District(s) CW	Project (09-00099) - This project will provide funding to replace existing Technology Infrastructure.						
NEW TECHNOLOGY PROJECTS							
UNISSUED TAX NOTES	4,500	7,000	5,000	5,000	5,000	0	26,500
Total	**4,500**	**7,000**	**5,000**	**5,000**	**5,000**	**0**	**26,500**
Council District(s) CW	Project (09-00061) - This project will provide funding for New Technology projects.						
PUBLIC SAFETY FACILITIES INFRASTRUCTURE IMPROVEMENTS							
UNISSUED TAX NOTES	2,425	455	955	1,377	0	0	5,212
Total	**2,425**	**455**	**955**	**1,377**	**0**	**0**	**5,212**
Council District(s) CW	Project (09-00139) - This project will provide funding to redesign the Public Safety Answering Point (PSAP) 911 facility and replace critical building systems at key public safety facilities to include PSAP, the Emergency Operations Center (EOC), and Public Safety Headquarters (PSHQ).						

FUNCTION/PROGRAM/PROJ./REV./SCOPE	FY 2023	FY 2024	FY 2025	FY 2026	FY 2027	FY 2028	TOTAL
GENERAL GOVERNMENT							
INFORMATION TECHNOLOGY							
RADIO AND SYSTEM REPLACEMENT (ALAMO AREA REGIONAL RADIO SYSTEM REPLACEMENT)							
2020 CERTIFICATES OF OBLIGATION	6,806	0	0	0	0	0	6,806
Total	**6,806**	**0**	**0**	**0**	**0**	**0**	**6,806**

Council District(s)

CW

Project (09-00088) - This project will provide a complete, functioning, and supported P25 radio system including the necessary infrastructure, equipment, software, design and consulting, radio band licensing, personnel, and other professional services, including project management and ancillary services.

SECURITY AND CYBER PROJECTS II							
UNISSUED TAX NOTES	1,846	1,357	1,778	1,648	0	0	6,629
Total	**1,846**	**1,357**	**1,778**	**1,648**	**0**	**0**	**6,629**

Council District(s)

CW

Project (09-00140) - The Security and Cyber Project will assure the physical and logical security environments are fully supported and provide appropriate levels of security protocols to manage City- wide risk for Physical, Cyber and Information Security.

TOTAL INFORMATION TECHNOLOGY	**30,482**	**42,446**	**31,919**	**13,207**	**5,000**	**0**	**123,054**
GENERAL GOVERNMENT							
MUNICIPAL FACILITIES							
ACS EMERGENCY OVERFLOW &TRANSPORT KENNEL							
GENERAL FUND	150	800	250	0	0	0	1,200
Total	**150**	**800**	**250**	**0**	**0**	**0**	**1,200**

Council District(s)

6

Project (23-04066) - This project will be to construct a new building on the ACS campus to stage out-of-state animal transports

ALAMEDA ANNEX PHASE							
TAX INCREMENT REINVESTMENT ZONE (TIRZ)	900	0	0	0	0	0	900
Total	**900**	**0**	**0**	**0**	**0**	**0**	**900**

Council District(s)

1

Project (23-01833) - The project will result in the renovation of the annex property that shall be utilized by Texas Public Radio as its corporate headquarters and broadcasting space.

ALAMO PLAZA							
2016 CERTIFICATES OF OBLIGATION	0	6,000	800	0	0	0	6,800
2018 CERTIFICATES OF OBLIGATION	5,000	4,000	900	0	0	0	9,900
Total	**5,000**	**10,000**	**1,700**	**0**	**0**	**0**	**16,700**

Council District(s)

CW

Project (23-01496) - This project will provide funding for Alamo Plaza Improvements.

FUNCTION/PROGRAM/PROJ./REV./SCOPE	FY 2023	FY 2024	FY 2025	FY 2026	FY 2027	FY 2028	TOTAL
GENERAL GOVERNMENT							
MUNICIPAL FACILITIES							
ALAMODOME ACP SHADE STRUCTURES							
HOT REDEMPTION AND CAPITAL FUND	0	0	518	0	0	0	518
Total	**0**	**0**	**518**	**0**	**0**	**0**	**518**

Council District(s)

2

Project (45-00048) - This project will introduce permanent structures to the north and south exterior plaza level areas providing rain and shade cover to patrons and staff. Improvements include elevated signage at these access control check points.

ALAMODOME ARENA FLOOR BOXES							
HOT REDEMPTION AND CAPITAL FUND	290	0	0	0	0	0	290
Total	**290**	**0**	**0**	**0**	**0**	**0**	**290**

Council District(s)

2

Project (45-00046) - The project will replace existing Arena Floor Boxes with new metal junction boxes allowing for new electrical, data and water runs for efficient distribution of services for events.

ALAMODOME ARENA PA							
HOT REDEMPTION AND CAPITAL FUND	1,809	0	0	0	0	0	1,809
Total	**1,809**	**0**	**0**	**0**	**0**	**0**	**1,809**

Council District(s)

2

Project (45-00059) - Replacement of the arena public announcement, corner speakers for main public announcement, outdoor plaza speakers, and concourse speakers.

ALAMODOME BOILER REPLACEMENT							
HOT REDEMPTION AND CAPITAL FUND	488	0	0	0	0	0	488
Total	**488**	**0**	**0**	**0**	**0**	**0**	**488**

Council District(s)

2

Project (45-00052) - The project includes the installation and replacement of 30-year original equipment. Units have operated beyond their expected service life.

ALAMODOME BOXING IMPROVEMENTS							
HOT REDEMPTION AND CAPITAL FUND	500	0	0	0	0	0	500
Total	**500**	**0**	**0**	**0**	**0**	**0**	**500**

Council District(s)

2

Project (45-00070) - This project includes lighting, truss, and boxing ring along with ancillary equipment to provide a complete turn-key boxing event. This major purchase will improve the ability for the department to better market boxing events.

ALAMODOME CURTAINS							
HOT REDEMPTION AND CAPITAL FUND	0	0	0	0	186	0	186
Total	**0**	**0**	**0**	**0**	**186**	**0**	**186**

Council District(s)

2

Project (45-00075) - This project will replace the curtains leading to the stadium. Existing curtains have exceeded service life.

FUNCTION/PROGRAM/PROJ./REV./SCOPE	FY 2023	FY 2024	FY 2025	FY 2026	FY 2027	FY 2028	TOTAL
GENERAL GOVERNMENT							
MUNICIPAL FACILITIES							
ALAMODOME DIGITAL DISPLAYS							
HOT REDEMPTION AND CAPITAL FUND	0	0	0	0	0	22,013	22,013
Total	**0**	**0**	**0**	**0**	**0**	**22,013**	**22,013**

Council District(s)

2

Project (45-00063) - The Digital Display upgrade project will replace all audio visual equipment specific to video boards, bowl ribbon boards, the control room and exterior marquee sign. Equipment expected to have operated to its service life and will need to be replaced.

ALAMODOME EXPANSION JOINTS							
HOT REDEMPTION AND CAPITAL FUND	0	775	0	0	0	0	775
Total	**0**	**775**	**0**	**0**	**0**	**0**	**775**

Council District(s)

2

Project (45-00045) - This project will replace original 1993 floor expansion joints. The existing joint covers have deformed over time creating trip hazards for patrons and staff.

ALAMODOME EXTERIOR COLOR SYSTEM							
HOT REDEMPTION AND CAPITAL FUND	222	0	0	0	0	0	222
Total	**222**	**0**	**0**	**0**	**0**	**0**	**222**

Council District(s)

2

Project (45-00072) - The project will provide LED exterior color wash system to the exterior wall surfaces of the Alamodome.

ALAMODOME FALL ARREST SYSTEM							
HOT REDEMPTION AND CAPITAL FUND	273	0	0	0	0	0	273
Total	**273**	**0**	**0**	**0**	**0**	**0**	**273**

Council District(s)

2

Project (45-00067) - This project will introduce a new Fall Arrest System which will allow decorators and riggers to secure themselves to the Alamodome's roof structure while loading in for events.

ALAMODOME FIXED SEATING REPLACEMENT							
HOT REDEMPTION AND CAPITAL FUND	0	0	0	4,840	0	0	4,840
Total	**0**	**0**	**0**	**4,840**	**0**	**0**	**4,840**

Council District(s)

2

Project (45-00055) - This project will replace original 1993 seating that have exceeded their useful life. The goal is to match new seating with similar style and brands as what was used for the retractable seating project.

ALAMODOME FOOTBALL IMPROVEMENTS							
HOT REDEMPTION AND CAPITAL FUND	0	0	0	1,500	0	0	1,500
Total	**0**	**0**	**0**	**1,500**	**0**	**0**	**1,500**

Council District(s)

2

Project (45-00050) - Improvements to field level offices include flooring, walls and ceiling refinishing. Football locker room improvements included new lockers, floor, wall and ceiling upgrades. Purchase of turf inlays that will replace existing turf inlays.

FUNCTION/PROGRAM/PROJ./REV./SCOPE	FY 2023	FY 2024	FY 2025	FY 2026	FY 2027	FY 2028	TOTAL
GENERAL GOVERNMENT							
MUNICIPAL FACILITIES							
ALAMODOME FOOTBALL TURF							
HOT REDEMPTION AND CAPITAL FUND	0	0	0	1,029	0	0	1,029
Total	**0**	**0**	**0**	**1,029**	**0**	**0**	**1,029**

Council District(s)

2

Project (45-00074) - This project will replace the existing football turf.

ALAMODOME HEB PLAZA & MEDIA CENTER							
HOT REDEMPTION AND CAPITAL FUND	442	0	0	0	0	0	442
Total	**442**	**0**	**0**	**0**	**0**	**0**	**442**

Council District(s)

2

Project (45-00061) - This project will introduce additional power at the HEB Plaza & Media Center to reduce trip hazards from running cables to areas and/or eliminating cost of providing portable generators.

ALAMODOME IMPROVEMENTS							
2021 TAXABLE SELF-SUPPORTING CERTIFICATES OF OBLIGATION	4,500	14,250	2,228	0	0	0	20,978
HOT REDEMPTION AND CAPITAL FUND	1,546	9,404	518	763	0	0	12,231
Total	**6,046**	**23,654**	**2,746**	**763**	**0**	**0**	**33,209**

Council District(s)

2

Project (45-00038) - This project will provide funding for additional suites, upgrades to the 5th level, improved ADA accessibility, vertical transportation system improvements, and other requirements related to securing the bid for the 2025 NCAA Men's College Basketball Final Four Tournament.

ALAMODOME LOADING DOCK VEHICULAR GATE							
HOT REDEMPTION AND CAPITAL FUND	100	0	0	0	0	0	100
Total	**100**	**0**	**0**	**0**	**0**	**0**	**100**

Council District(s)

2

Project (45-00051) - Replaces existing vehicular gate with upgraded rolling gate including all hardware that will match existing type of loading dock fencing and provide increased facility security.

ALAMODOME METAL DETECTORS							
HOT REDEMPTION AND CAPITAL FUND	0	0	745	0	0	0	745
Total	**0**	**0**	**745**	**0**	**0**	**0**	**745**

Council District(s)

2

Project (45-00073) - This project will replace existing metal detectors with new. Existing metal detectors are at the end of their service life.

FUNCTION/PROGRAM/PROJ./REV./SCOPE	FY 2023	FY 2024	FY 2025	FY 2026	FY 2027	FY 2028	TOTAL
GENERAL GOVERNMENT							
MUNICIPAL FACILITIES							
ALAMODOME NETWORK PERIMETER EXTENSION							
HOT REDEMPTION AND CAPITAL FUND	224	0	0	0	0	0	224
Total	**224**	**0**	**0**	**0**	**0**	**0**	**224**

Council District(s)

2

Project (45-00060) - Network Perimeter Extension project will provide improved reception and data communication points at level entry locations at Field level and extend same point to areas beyond the building in an effort to better serve patrons attending events.

ALAMODOME OPERATING & MAINTENANCE							
HOT REDEMPTION AND CAPITAL FUND	3,514	997	2,051	717	1,805	1,682	10,766
Total	**3,514**	**997**	**2,051**	**717**	**1,805**	**1,682**	**10,766**

Council District(s)

2

Project (45-00078) - Includes facility maintenance needs such as mechanical, electrical, plumbing, fire suppression, and replacement/repair of building finishes, systems, and technology.

ALAMODOME ROOF REPLACEMENT							
HOT REDEMPTION AND CAPITAL FUND	0	650	4,751	5,000	0	0	10,401
Total	**0**	**650**	**4,751**	**5,000**	**0**	**0**	**10,401**

Council District(s)

2

Project (45-00065) - This project is for the full replacement of Alamodome's entire roof including all accessory fans, exhausts and vents. The metal panels are original 30-year old panels, the single ply roof is near the end of its service life.

ALAMODOME SOCCER TURF							
HOT REDEMPTION AND CAPITAL FUND	1,300	0	0	0	0	0	1,300
Total	**1,300**	**0**	**0**	**0**	**0**	**0**	**1,300**

Council District(s)

2

Project (45-00071) - This project includes the purchase of a FIFA rated soccer field turf to help market and attract more professional soccer games to the Alamodome.

ALAMODOME SOUTH PLAZA LIGHTING							
HOT REDEMPTION AND CAPITAL FUND	0	0	0	1,433	0	0	1,433
Total	**0**	**0**	**0**	**1,433**	**0**	**0**	**1,433**

Council District(s)

2

Project (45-00047) - Project will replace existing light fixtures at the north and south plaza corridors to match linear type LED light fixtures which were part of the 2018 Alamodome improvement project.

ALAMODOME SOUTHWEST LIFT STATIONS							
HOT REDEMPTION AND CAPITAL FUND	216	0	0	0	0	0	216
Total	**216**	**0**	**0**	**0**	**0**	**0**	**216**

Council District(s)

2

Project (45-00053) - This project will replace original 30-year old existing Southwest Lift Station pumps (2) and electrical pumps (2) equipment.

FUNCTION/PROGRAM/PROJ./REV./SCOPE	FY 2023	FY 2024	FY 2025	FY 2026	FY 2027	FY 2028	TOTAL
GENERAL GOVERNMENT							
MUNICIPAL FACILITIES							
ALAMODOME STAGE REPLACEMENT							
HOT REDEMPTION AND CAPITAL FUND	273	0	0	0	0	0	273
Total	**273**	**0**	**0**	**0**	**0**	**0**	**273**

Council District(s)
2

Project (45-00066) - This purchase will replace 25+ year old stage with new rolling type multi-use stage.

ALAMODOME STRUCTURAL REPAIRS							
HOT REDEMPTION AND CAPITAL FUND	5,533	4,000	0	0	0	0	9,533
Total	**5,533**	**4,000**	**0**	**0**	**0**	**0**	**9,533**

Council District(s)
2

Project (45-00076) - This project will provide repairs to the major structural components at the Alamodome. Work areas include the four corner concrete masts, exterior and interior structural steel trusses and stay cables and masonry walls at Field level.

ALAMODOME TURF COVER							
HOT REDEMPTION AND CAPITAL FUND	1,232	0	0	0	0	0	1,232
Total	**1,232**	**0**	**0**	**0**	**0**	**0**	**1,232**

Council District(s)
2

Project (45-00068) - Purchase of a turf cover to protect the turf below allowing other activities to continue. This will reduce conversion time and create more events dates.

ALAMODOME UPPER LEVEL SEATING							
HOT REDEMPTION AND CAPITAL FUND	0	0	0	303	0	0	303
Total	**0**	**0**	**0**	**303**	**0**	**0**	**303**

Council District(s)
2

Project (45-00049) - This project will refurbish the original upper level seating. Work may include cleaning, scrubbing of seats and back supports, replacement equipment.

ALAMODOME WAREHOUSE							
HOT REDEMPTION AND CAPITAL FUND	0	0	560	0	0	0	560
Total	**0**	**0**	**560**	**0**	**0**	**0**	**560**

Council District(s)
2

Project (45-00077) - Project includes replacing exterior wall and roof panels with new, improve positive drainage off the structure and associated upgrades to extend life of the building.

ALAMODOME WATER HEATER REPLACEMENT							
HOT REDEMPTION AND CAPITAL FUND	120	0	0	0	0	0	120
Total	**120**	**0**	**0**	**0**	**0**	**0**	**120**

Council District(s)
2

Project (45-00054) - This project will replace the domestic water heaters and circulation pump equipment which are both past their service life. Parts to maintain the equipment have become obsolete.

FUNCTION/PROGRAM/PROJ./REV./SCOPE	FY 2023	FY 2024	FY 2025	FY 2026	FY 2027	FY 2028	TOTAL
GENERAL GOVERNMENT							
MUNICIPAL FACILITIES							
ALAMODOME WAYFINDING SIGNAGE							
HOT REDEMPTION AND CAPITAL FUND	95	0	0	0	0	333	428
Total	**95**	**0**	**0**	**0**	**0**	**333**	**428**

Council District(s)

2

Project (45-00069) - This project will replace and enhance the current wayfinding system for both interior and exterior areas of the Alamodome. Wayfinding design to compliment facility improvements designated for the 2025 Mens NCAA Final Four.

ALAMODOME WEST SIDE HOT WATER LOOP							
ALAMODOME IMPROVEMENT AND CONTINGENCY FUND	600	0	0	0	0	0	600
Total	**600**	**0**	**0**	**0**	**0**	**0**	**600**

Council District(s)

2

Project (45-00043) - Install new hot water piping system above the corridor ceiling along the west side field level of the Alamodome

ALAMODOME WI-FI REPLACEMENT							
HOT REDEMPTION AND CAPITAL FUND	0	0	2,300	0	0	0	2,300
Total	**0**	**0**	**2,300**	**0**	**0**	**0**	**2,300**

Council District(s)

2

Project (45-00064) - Alamodome wifi project will replace equipment through out the facility. Typical service life of equipment will be due by year 2025

ANIMAL CARE FACILITIES IMPROVEMENTS							
2022 GO PUBLIC SAFETY FACILITIES IMPROVEMENT BOND	1,296	2,626	1,557	6,865	4,930	0	17,274
Total	**1,296**	**2,626**	**1,557**	**6,865**	**4,930**	**0**	**17,274**

Council District(s)

CW 6

Project (23-04041) - Construct facilities to improve the condition and expansion of veterinarian facilities. Facilities may include an Animal Care Veterinary Hospital and funding in the amount of $2.25 million to K9s For Warriors - Petco Love K9 Center.

CASA BUILDING RENOVATION							
GENERAL FUND	343	457	0	0	0	0	800
Total	**343**	**457**	**0**	**0**	**0**	**0**	**800**

Council District(s)

1

Project (23-04101) - This project will provide funding for renovation of the Child Advocates of San Antonio building.

FUNCTION/PROGRAM/PROJ./REV./SCOPE	FY 2023	FY 2024	FY 2025	FY 2026	FY 2027	FY 2028	TOTAL
GENERAL GOVERNMENT							
MUNICIPAL FACILITIES							
CITY TOWER							
GENERAL FUND	300	0	0	0	0	0	300
MUNICIPAL FACILITIES CORPORATION	985	0	0	0	0	0	985
Total	**1,285**	**0**	**0**	**0**	**0**	**0**	**1,285**

Council District(s)

1

Project (23-01477) - This project provides funding for the purchase, design, demolition/abatement and renovation of the Frost Bank Building to be utilized as the new Downtown City offices.

CITY TOWER - TENANT IMPROVEMENTS							
CITY TOWER TENANT IMPROVEMENT FUND	0	1,649	7	0	0	0	1,656
MUNICIPAL FACILITIES CORPORATION	1,000	3,925	0	0	0	0	4,925
Total	**1,000**	**5,574**	**7**	**0**	**0**	**0**	**6,581**

Council District(s)

1

Project (23-03806) - This project is intended to construct Tennent build outs as the Tennent gets a lease at City Tower.

CITYWIDE FACILITY NEEDS							
UNISSUED TAX NOTES	5,000	5,000	5,000	5,000	5,000	0	25,000
Total	**5,000**	**5,000**	**5,000**	**5,000**	**5,000**	**0**	**25,000**

Council District(s)

CW

Project (35-00001) - This project provides funding for citywide deferred maintenance facility needs.

CITYWIDE PUBLIC HEALTH & SAFETY FACILITY							
2022 GO PUBLIC SAFETY FACILITIES IMPROVEMENT BOND	1,496	1,526	2,899	8,301	1,586	0	15,808
Total	**1,496**	**1,526**	**2,899**	**8,301**	**1,586**	**0**	**15,808**

Council District(s)

CW 2

Project (23-04042) - Improve and rehabilitate public health and safety facilities. Facility upgrades to improve the condition, increase sustainability, and extend the lifecycle of public health and safety facilities and building systems. Facilities may include $1.8M Eastside Branch Clinic,$904K Northeast Clinic, $945K Buena Vista Clinic, Public Safety ($5M Substations & $6.13M Facility Generators) and other City facilities, including funding in the amount of $1 million to Meals on Wheels. Council Districts: 2, 5, 7,and 10

DISTRICT 1 FIELD OFFICE							
2022 CERTIFICATES OF OBLIGATION	275	0	0	0	0	0	275
Total	**275**	**0**	**0**	**0**	**0**	**0**	**275**

Council District(s)

1

Project (23-03840) - Amendment - General improvements at the Field Office.

FUNCTION/PROGRAM/PROJ./REV./SCOPE	FY 2023	FY 2024	FY 2025	FY 2026	FY 2027	FY 2028	TOTAL
GENERAL GOVERNMENT							
MUNICIPAL FACILITIES							
FARMERS MARKET & EL MERCADO - BUILDING UPGRADES							
MARKET SQUARE OPERATING FUND	400	0	0	0	0	0	400
Total	**400**	**0**	**0**	**0**	**0**	**0**	**400**

Council District(s)

1

Project (23-01864) - Farmers Market Bldg. and El Mercado Bldg: Electrical panel upgrades along with new Light Circuits and Switches. Replacement of Entry Doors and Hardware. In addition the common areas require the appropriate light circuits and switches. Both buildings also require the replacement of door and hardware at all entry points.

FARMER'S MARKET MOLD REMEDIATION PH 2							
GENERAL FUND	257	0	0	0	0	0	257
TAX INCREMENT REINVESTMENT ZONE (TIRZ)	250	0	0	0	0	0	250
Total	**507**	**0**	**0**	**0**	**0**	**0**	**507**

Council District(s)

1

Project (23-01863) - Removal and Reconstruction of known areas requiring mold remediation. Remediation and reconstruction of wall sections, columns, portions of chillwater pipe insulation, underdeck spray insulation, etc.

FY23 EAST PD UNDERGROUND STORAGE TANK REPLACEMENT							
GENERAL FUND	1,100	0	0	0	0	0	1,100
Total	**1,100**	**0**	**0**	**0**	**0**	**0**	**1,100**

Council District(s)

2

Project (35-00272) - This project replaces the underground fuel storage tanks (USTs), piping, dispensers, and automatic tank gauges at East PD Substation location.

HBGCC DANCE FLOOR							
TEXAS PUBLIC FACILITY CORPORATION	114	0	0	0	0	0	114
Total	**114**	**0**	**0**	**0**	**0**	**0**	**114**

Council District(s)

1

Project (42-00060) - This project will replace existing panel dance floor which is at the end of its useful life.

HBGCC HVAC UNITS							
TEXAS PUBLIC FACILITY CORPORATION	2,748	0	0	0	0	0	2,748
Total	**2,748**	**0**	**0**	**0**	**0**	**0**	**2,748**

Council District(s)

1

Project (42-00057) - This project is an energy efficiency upgrade that will replace both hot and chill water valves from the 1998 HVAC air handling units.

FUNCTION/PROGRAM/PROJ./REV./SCOPE	FY 2023	FY 2024	FY 2025	FY 2026	FY 2027	FY 2028	TOTAL
GENERAL GOVERNMENT							
MUNICIPAL FACILITIES							
HBGCC LIGHTING PANELS							
TEXAS PUBLIC FACILITY CORPORATION	437	0	0	0	0	0	437
Total	**437**	**0**	**0**	**0**	**0**	**0**	**437**

Council District(s)

1

Project (42-00059) - This project will upgrade and modernize current relay lighting panels on the 1998 portion of the facility. Existing systems components are obsolete and difficult for them to communicate with Building Automation system.

HBGCC MERIDA PLAZA RESTROOMS							
TEXAS PUBLIC FACILITY CORPORATION	0	85	490	0	0	0	575
Total	**0**	**85**	**490**	**0**	**0**	**0**	**575**

Council District(s)

1

Project (42-00051) - This project will add new men and women accessible restrooms on the river level to support Merida Plaza events.

HBGCC OPERATING & MAINTENANCE							
HOT REDEMPTION AND CAPITAL FUND	4,000	9,822	1,385	469	324	82	16,082
Total	**4,000**	**9,822**	**1,385**	**469**	**324**	**82**	**16,082**

Council District(s)

1

Project (42-00064) - This project includes facility maintenance needs such as mechanical, electrical, plumbing, fire suppression, and replacement/repair of building finishes, systems, and technology.

HBGCC PARK ENTRANCE REMODEL							
TEXAS PUBLIC FACILITY CORPORATION	0	0	35	366	0	0	401
Total	**0**	**0**	**35**	**366**	**0**	**0**	**401**

Council District(s)

1

Project (42-00050) - This project will renovate existing outdoor terraces / south entrance. Work to Include new pavers, landscaping, sprinklers, lighting, power upgrades, painting and new furniture.

HBGCC ROOF REPLACEMENT							
2020 CERTIFICATES OF OBLIGATION	275	0	0	0	0	0	275
Total	**275**	**0**	**0**	**0**	**0**	**0**	**275**

Council District(s)

1

Project (42-00047) - Scope of work includes all design, engineering, assessments, and construction related to the replacement of the roof at the Henry B. Gonzalez Convention Center (HBGCC).

HBGCC SKY JACK							
TEXAS PUBLIC FACILITY CORPORATION	127	0	0	0	0	0	127
Total	**127**	**0**	**0**	**0**	**0**	**0**	**127**

Council District(s)

1

Project (42-00055) - This project will replace our current Sky Jack which is at the end of its service life. The lift is used to service high-level lighting, fixtures and equipment.

FUNCTION/PROGRAM/PROJ./REV./SCOPE	FY 2023	FY 2024	FY 2025	FY 2026	FY 2027	FY 2028	TOTAL
GENERAL GOVERNMENT							
MUNICIPAL FACILITIES							
HBGCC SPIDER LIFT							
TEXAS PUBLIC FACILITY CORPORATION	0	0	0	0	0	406	406
Total	**0**	**0**	**0**	**0**	**0**	**406**	**406**

Council District(s)

1

Project (42-00056) - This purchase will replace the facility's Falcon FS95 Spider Lift which will be at the end of its service life in 2027.

HBGCC UNISEX RESTROOMS							
TEXAS PUBLIC FACILITY CORPORATION	0	0	19	105	0	0	124
Total	**0**	**0**	**19**	**105**	**0**	**0**	**124**

Council District(s)

1

Project (42-00052) - This project will upgrade existing unisex restroom to match similar improvements completed in 2018. Finishes included flooring, walls, ceiling, plumbing fixtures and toilet accessories.

HBGCC VERTICAL TRANSPORTATION							
TEXAS PUBLIC FACILITY CORPORATION	2,000	6,806	0	0	0	0	8,806
Total	**2,000**	**6,806**	**0**	**0**	**0**	**0**	**8,806**

Council District(s)

1

Project (42-00061) - This project replaces or modernize obsolete elevators and escalators in the 1998 portion of the facility.

HBGCC VIDEO WALL							
TEXAS PUBLIC FACILITY CORPORATION	0	0	0	189	0	0	189
Total	**0**	**0**	**0**	**189**	**0**	**0**	**189**

Council District(s)

1

Project (42-00053) - This project will replace existing 8' x 16' video wall components.

HBGCC WEST BUILDING ENCASED SPACE							
TEXAS PUBLIC FACILITY CORPORATION	1,750	14,950	1,000	0	0	0	17,700
Total	**1,750**	**14,950**	**1,000**	**0**	**0**	**0**	**17,700**

Council District(s)

1

Project (42-00062) - This project includes capital improvements to existing West building space including multiple meeting rooms, junior ballroom, catering prep areas, new elevators and escalators, and public restrooms to increase rentable space.

HBGCC WHEEL CHAIR LIFTS							
TEXAS PUBLIC FACILITY CORPORATION	152	0	0	0	0	0	152
Total	**152**	**0**	**0**	**0**	**0**	**0**	**152**

Council District(s)

1

Project (42-00054) - The project will replace four of the current portable wheel chair lifts (4). Units have been in operating beyond their usable service life.

FUNCTION/PROGRAM/PROJ./REV./SCOPE	FY 2023	FY 2024	FY 2025	FY 2026	FY 2027	FY 2028	TOTAL
GENERAL GOVERNMENT							
MUNICIPAL FACILITIES							
LA VILLITA - MAVERICK PLAZA							
2018 SELF SUPPORTING CERTIFICATES OF OBLIGATION	1,000	0	0	0	0	0	1,000
2021 CERTIFICATES OF OBLIGATION	1,773	0	0	0	0	0	1,773
TAX INCREMENT REINVESTMENT ZONE (TIRZ)	800	0	0	0	0	0	800
Total	**3,573**	**0**	**0**	**0**	**0**	**0**	**3,573**

Council District(s)

1

Project (19-00026) - This project will provide funding for public improvements in and around Maverick Plaza, in coordination with the South Alamo Complete Streets Project, to facilitate construction of three new restaurants and support the necessary activation for the Plaza.

LA VILLITA HVAC AND PLUMBING IMPROVEMENTS							
2012 GO STREET IMPROVEMENT BOND	345	0	0	0	0	0	345
2020 TAX NOTES	434	191	0	0	0	0	625
Total	**779**	**191**	**0**	**0**	**0**	**0**	**970**

Council District(s)

1

Project (23-03819) - Design and Construct replacement of 25 air handler units, add HVAC, renovate chillwater pump room equipment, and replace piping at various buildings in La Villita.

LILA COCKRELL THEATRE UPGRADE							
TEXAS PUBLIC FACILITY CORPORATION	430	2,611	636	0	0	0	3,677
Total	**430**	**2,611**	**636**	**0**	**0**	**0**	**3,677**

Council District(s)

1

Project (42-00063) - This project includes rigging structure, finishes, sound, and AV upgrades, improved exterior signage, and new connection point from Theatre to Broken Crust Café.

MARINA DAM							
RIVER BARGE IMPROVEMENT FUND	728	0	0	0	0	0	728
Total	**728**	**0**	**0**	**0**	**0**	**0**	**728**

Council District(s)

1

Project (34-00001) - This project provides funding for a new fiber dam for the City Marina. The fiber dam is essential to protecting boats that are docked in the marina during rain or events.

MITCHELL LAKE AUDUBON CENTER							
2022 CERTIFICATES OF OBLIGATION	244	0	0	0	0	0	244
Total	**244**	**0**	**0**	**0**	**0**	**0**	**244**

Council District(s)

3

Project (23-03843) - Amendment - Renovation of the park's entrance gate.

FUNCTION/PROGRAM/PROJ./REV./SCOPE	FY 2023	FY 2024	FY 2025	FY 2026	FY 2027	FY 2028	TOTAL
GENERAL GOVERNMENT							
MUNICIPAL FACILITIES							
NP UNDERGROUND FUEL STORAGE TANK REPLACE							
PRIOR DEBT PROCEEDS	1,023	0	0	0	0	0	1,023
Total	**1,023**	**0**	**0**	**0**	**0**	**0**	**1,023**

Council District(s)

9

Project (35-00235) - This project replaces the underground fuel storage tanks (USTs), piping, dispensers, and automatic tank gauges at Patrol North Substation location.

ONE STOP BUILDING ENHANCEMENTS							
DEVELOPMENT SERVICES FUND	682	0	0	0	0	0	682
Total	**682**	**0**	**0**	**0**	**0**	**0**	**682**

Council District(s)

1

Project (29-00001) - This project provides funding for building maintanance and enhancements of the Cliff Morton Development and Business Services Center.

ONE STOP HVAC REPLACEMENT							
DEVELOPMENT SERVICES FUND	1,500	0	0	0	0	0	1,500
Total	**1,500**	**0**	**0**	**0**	**0**	**0**	**1,500**

Council District(s)

1

Project (35-00274) - This project replaces the chiller system, chilled water pumps, electrical components, adds a new mini-split unit, updates the Building Automated System (BAS) and the HVAC controls at the Cliff Morton Development Services location. The chiller system for this location is approaching its useful life expectancy.

PARKING IMPROVEMENTS FACILITIES							
PARKING OPERATING AND MAINTENANCE FUND	881	0	0	0	0	0	881
Total	**881**	**0**	**0**	**0**	**0**	**0**	**881**

Council District(s)

1

Project (19-00028) - This project provides funding for parking facility improvements and deferred maintenance for existing garages and lots.

PUBLIC SAFETY UNITY PLAZA SANTA ROSA SIDEWALKS							
2012 GO STREET IMPROVEMENT BOND	0	162	0	0	0	0	162
2020 CERTIFICATES OF OBLIGATION	0	200	0	0	0	0	200
Total	**0**	**362**	**0**	**0**	**0**	**0**	**362**

Council District(s)

1

Project (23-03771) - Replace the mosaic tile at Unity Plaza Santa Rosa Sidewalks with digital cut mosaic tiles.

FUNCTION/PROGRAM/PROJ./REV./SCOPE	FY 2023	FY 2024	FY 2025	FY 2026	FY 2027	FY 2028	TOTAL
GENERAL GOVERNMENT							
MUNICIPAL FACILITIES							
RESERVE FOR FUTURE CAPITAL PROJECTS							
UNISSUED CERTIFICATES OF OBLIGATION	0	7,000	0	0	0	0	7,000
Total	**0**	**7,000**	**0**	**0**	**0**	**0**	**7,000**

Council District(s)

CW

Project (40-00445) - This project will provide funding for capital projects identified throughout the fiscal year.

ROOF REPLACEMENT AND REPAIR							
GENERAL FUND	1,000	2,353	0	0	0	0	3,353
INSURANCE PROCEEDS	2,000	4,449	0	0	0	0	6,449
Total	**3,000**	**6,802**	**0**	**0**	**0**	**0**	**9,802**

Council District(s)

CW

Project (35-00273) - This project replaces or repairs roofs on various City facilities throughout the City.

TOWER OF AMERICAS BUILDING RENOVATION PHASE II							
2013 TAX NOTES	0	133	0	0	0	0	133
2020 TAX NOTES	275	3,081	0	0	0	0	3,356
Total	**275**	**3,214**	**0**	**0**	**0**	**0**	**3,489**

Council District(s)

1

Project (23-03828) - The project scope includes necessary consulting and construction for renovating the fire suppression system, fire alarm and emergency egress exits and components. The scope also includes repairs to the plumbing and mechanical support systems located at the utility chases and crawl spaces for the top-house of the tower. It also includes architectural and structural repairs in the way of soffit and exterior finishes for underdeck areas of the top- house. In the interior portion of the top house and bottom house the project will repair and renovate finishes damaged by water leaks. The scope includes mechanical and electrical repairs and renovation to the pump room equipment.

TOWER OF AMERICAS IMPROVEMENTS							
2022 GO LIBRARY IMPROVEMENT BOND	0	6,500	3,500	0	0	0	10,000
Total	**0**	**6,500**	**3,500**	**0**	**0**	**0**	**10,000**

Council District(s)

REGIONAL

Project (23-04039) - -- Renovate the iconic Hemisfair 1968 Tower of Americas structure to modernize major building systems, improve the facility condition, and extend the structure's life cycle.

FUNCTION/PROGRAM/PROJ./REV./SCOPE	FY 2023	FY 2024	FY 2025	FY 2026	FY 2027	FY 2028	TOTAL
GENERAL GOVERNMENT							
MUNICIPAL FACILITIES							
TOWER OF THE AMERICA'S STRUCTURAL IMPROVEMENTS							
GENERAL FUND	300	500	500	0	0	0	1,300
Total	**300**	**500**	**500**	**0**	**0**	**0**	**1,300**

Council District(s)

1

Project (34-00002) - Scope includes necessary design & construction for renovating key life/safety systems such as fire suppression, fire alarm & emergency egress exits & components. This includes concrete repairs to shaft & elevator rail connections, some repairs to plumbing & mechanical support systems, & architectural & structural repairs to underdeck areas of the top-house. Finally, scope includes some mechanical & electrical repairs to pump room equipment located adjacent to the tower.

WESTSIDE EDUCATION AND TRAINING CENTER							
GENERAL FUND	500	0	0	0	0	0	500
Total	**500**	**0**	**0**	**0**	**0**	**0**	**500**

Council District(s)

6

Project (19-00032) - This project provides funding for expanding the Westside Education and Training Center.

WITTE MUSEUM - AUDITORIUM RENOVATION							
2020 CERTIFICATES OF OBLIGATION	248	0	0	0	0	0	248
Total	**248**	**0**	**0**	**0**	**0**	**0**	**248**

Council District(s)

2

Project (23-01841) - This project provides for renovation of the Witte Museum auditorium to include the HVAC and flooring.

TOTAL MUNICIPAL FACILITIES	**67,795**	**114,902**	**32,649**	**36,880**	**13,831**	**24,516**	**290,573**
GENERAL GOVERNMENT							
NEIGHBORHOOD IMPROVEMENTS							
HOME OWNER REHABILITATION & PRESERVATION							
2022 GO NEIGHBORHOOD IMPROVEMENT BOND	7,600	14,300	14,300	8,300	500	0	45,000
Total	**7,600**	**14,300**	**14,300**	**8,300**	**500**	**0**	**45,000**

Council District(s)

CW

Project (23-04047) - The utilization of $150 million of the 2022 Bond Program is for the production and preservation of affordable and permanent supportive housing. Funding will be used for the acquisition, construction, preservation and rehabilitation of homes, providing loans and grants for affordable housing programs as may be permitted by law, and the acquisition of land and interests in land and property necessary to do so; and the levying of a tax sufficient to pay for the bonds and notes.

FUNCTION/PROGRAM/PROJ./REV./SCOPE	FY 2023	FY 2024	FY 2025	FY 2026	FY 2027	FY 2028	TOTAL
GENERAL GOVERNMENT							
NEIGHBORHOOD IMPROVEMENTS							
HOMEOWNERSHIP PRODUCTION							
2022 GO NEIGHBORHOOD IMPROVEMENT BOND	4,790	70	70	70	0	0	5,000
Total	**4,790**	**70**	**70**	**70**	**0**	**0**	**5,000**

Council District(s)

CW

Project (23-04051) - The utilization of $150 million of the 2022 Bond Program is for the production and preservation of affordable and permanent supportive housing. Funding will be used for the acquisition, construction, preservation and rehabilitation of homes, providing loans and grants for affordable housing programs as may be permitted by law, and the acquisition of land and interests in land and property necessary to do so; and the levying of a tax sufficient to pay for the bonds and notes.

HOUSING WITH PERMANENT ONSITE SUPPORTIVE HOMELESSNESS SERVICES							
2022 GO NEIGHBORHOOD IMPROVEMENT BOND	23,600	350	350	350	350	0	25,000
Total	**23,600**	**350**	**350**	**350**	**350**	**0**	**25,000**

Council District(s)

CW

Project (23-04049) - The utilization of $150 million of the 2022 Bond Program is for the production and preservation of affordable and permanent supportive housing. Funding will be used for the acquisition, construction, preservation and rehabilitation of homes, providing loans and grants for affordable housing programs as may be permitted by law, and the acquisition of land and interests in land and property necessary to do so; and the levying of a tax sufficient to pay for the bonds and notes.

RENTAL ACQUISITION, REHAB, & PRESERVATION							
2022 GO NEIGHBORHOOD IMPROVEMENT BOND	30,560	7,760	560	560	560	0	40,000
Total	**30,560**	**7,760**	**560**	**560**	**560**	**0**	**40,000**

Council District(s)

CW

Project (23-04048) - The utilization of $150 million of the 2022 Bond Program is for the production and preservation of affordable and permanent supportive housing. Funding will be used for the acquisition, construction, preservation and rehabilitation of homes, providing loans and grants for affordable housing programs as may be permitted by law, and the acquisition of land and interests in land and property necessary to do so; and the levying of a tax sufficient to pay for the bonds and notes.

RENTAL HOUSING PRODUCTION & ACQUISITION							
2022 GO NEIGHBORHOOD IMPROVEMENT BOND	33,320	420	420	420	420	0	35,000
Total	**33,320**	**420**	**420**	**420**	**420**	**0**	**35,000**

Council District(s)

CW

Project (23-04050) - The utilization of $150 million of the 2022 Bond Program is for the production and preservation of affordable and permanent supportive housing. Funding will be used for the acquisition, construction, preservation and rehabilitation of homes, providing loans and grants for affordable housing programs as may be permitted by law, and the acquisition of land and interests in land and property necessary to do so; and the levying of a tax sufficient to pay for the bonds and notes.

TOTAL NEIGHBORHOOD IMPROVEMENTS	**99,870**	**22,900**	**15,700**	**9,700**	**1,830**	**0**	**150,000**
TOTAL GENERAL GOVERNMENT	**198,147**	**180,248**	**80,268**	**59,787**	**20,661**	**24,516**	**563,627**

FUNCTION/PROGRAM/PROJ./REV./SCOPE	FY 2023	FY 2024	FY 2025	FY 2026	FY 2027	FY 2028	TOTAL
PUBLIC HEALTH & SAFETY							
DRAINAGE							
ANNIE AREA INTERIM DRAINAGE IMPROVEMENTS							
STORM WATER OPERATING FUND	24	460	0	0	0	0	484
Total	**24**	**460**	**0**	**0**	**0**	**0**	**484**

Council District(s)

1

Project (23-03817) - This project will replace the sidewalk bridge on Holland Ave, grade the channel and provide support for the channel wall along Holland Ave, grade the alley between Holland and Annie, and install a berm in the alley.

AULDINE DRIVE & BURR OAK DRIVE (ALLEY TO OUTFALL)							
2017 GO DRAINAGE IMPROVEMENT BOND	150	0	0	0	0	0	150
STORM WATER OPERATING FUND	701	0	0	0	0	0	701
Total	**851**	**0**	**0**	**0**	**0**	**0**	**851**

Council District(s)

9

Project (23-01622) - This project provides funding to reconstruct alleyways and improvements to existing storm drain system and outfall in the Dreamland Oaks area to include curbs, sidewalks and driveway approaches as needed.

BARBARA DRIVE DRAINAGE PHASE 2							
2017 GO DRAINAGE IMPROVEMENT BOND	454	0	0	0	0	0	454
STORM WATER REGIONAL FACILITIES FUND	682	0	0	0	0	0	682
Total	**1,136**	**0**	**0**	**0**	**0**	**0**	**1,136**

Council District(s)

1

Project (23-01623) - This project provides funding to relocate the floodplain away from structures. This proposed phase will replace a section of existing undersized storm drain system to include curbs, sidewalks and driveway approaches as needed.

BARBARA DRIVE DRAINAGE PHASE 3							
2022 GO DRAINAGE IMPROVEMENT BOND	235	838	1,155	2,261	2,434	0	6,923
Total	**235**	**838**	**1,155**	**2,261**	**2,434**	**0**	**6,923**

Council District(s)

1

Project (23-03927) - Construct the upgrade of an existing undersized storm drain system to include curbs, sidewalks and driveway approaches as applicable and within available funding. This is a multi-phase project to relocate the floodplain away from structures.

BIERING LANE INTERIM DRAINAGE IMPROVEMENTS							
STORM WATER OPERATING FUND	126	426	0	0	0	0	552
Total	**126**	**426**	**0**	**0**	**0**	**0**	**552**

Council District(s)

8

Project (23-03818) - This interim project will provide flooding relief for the residents along Brae Park Drive.

FUNCTION/PROGRAM/PROJ./REV./SCOPE	FY 2023	FY 2024	FY 2025	FY 2026	FY 2027	FY 2028	TOTAL
PUBLIC HEALTH & SAFETY							
DRAINAGE							
BREEDEN-W RUSSELL AREA DRAINAGE -PHASE 1B							
STORM WATER OPERATING FUND	1,000	796	0	0	0	0	1,796
Total	**1,000**	**796**	**0**	**0**	**0**	**0**	**1,796**

Council District(s)

1

Project (23-03815) - This project provides funding for an underground drainage system to alleviate flooding issues associated with the lack of a drainage system. The proposed project is the next phase following Phase 1A (Flores, from Ashly to Russell) to connect the underground drainage systems and capture the street flows along W. Russell Place.

BREEDEN-W RUSSELL PL AREA DRAINAGE PHASE I							
STORM WATER OPERATING FUND	441	0	0	0	0	0	441
Total	**441**	**0**	**0**	**0**	**0**	**0**	**441**

Council District(s)

1

Project (23-03794) - The project includes an underground drainage system to alleviate flooding issues associated with the lack of a drainage system. The proposed system will tie-in to an existing drainage system (6'X6' Single Box Culvert) on W. Ashby Place.

BRIARMALL AREA DRAINAGE SYSTEM							
STORM WATER OPERATING FUND	1,508	0	0	0	0	0	1,508
Total	**1,508**	**0**	**0**	**0**	**0**	**0**	**1,508**

Council District(s)

10

Project (23-03796) - This project provides funding to construct a storm water system comprised of channels, inlets, and an underground storm system to better capture, contain, and convey storm water downstream.

BROOKSIDE OUTFALL (ESMA ROADWAY AREA PHASE 2)							
2022 GO DRAINAGE IMPROVEMENT BOND	285	506	365	1,266	1,724	0	4,146
Total	**285**	**506**	**365**	**1,266**	**1,724**	**0**	**4,146**

Council District(s)

3

Project (23-03928) - -- Construct channel improvements, culvert replacements and associated roadway reconstruction, curbs, and driveway approaches at culvert crossings as applicable and within available funding. This is a multi-phase and Hazard Mitigation Action Plan project.

CASTLERIDGE/SLICK RANCH FLOOD PLAIN IMPROVEMENT							
2005 STORM WATER REVENUE BOND	289	0	0	0	0	0	289
STORM WATER REGIONAL FACILITIES FUND	4,496	5,073	0	0	0	0	9,569
Total	**4,785**	**5,073**	**0**	**0**	**0**	**0**	**9,858**

Council District(s)

6

Project (23-01484) - This project provides funding for design and environmental phase of 3,100 linear foot section of Slick Ranch Creek to deepen and widen earthen channel to remove approximately 395 properties from the 100-year floodplain.

FUNCTION/PROGRAM/PROJ./REV./SCOPE	FY 2023	FY 2024	FY 2025	FY 2026	FY 2027	FY 2028	TOTAL
PUBLIC HEALTH & SAFETY							
DRAINAGE							
CD10 DRAINAGE IMPROVEMENTS							
2022 CERTIFICATES OF OBLIGATION	40	200	525	0	0	0	765
Total	**40**	**200**	**525**	**0**	**0**	**0**	**765**

Council District(s)

10

Project (23-03862) - This project provides funding for the installation of a underground drainage system to relieve property flooding to residents on Fox Head, including street reconstruction on Fox Head from the cul-de-sac to Willow Run.

CHURCHILL AVE AREA DRAINAGE IMPROVEMENTS							
STORM WATER OPERATING FUND	808	1,902	0	0	0	0	2,710
Total	**808**	**1,902**	**0**	**0**	**0**	**0**	**2,710**

Council District(s)

2

Project (23-03797) - The proposed project will include a drainage system comprised of culvert crossings and an earthen channel.

CONCEPCION CREEK PHASE 1							
STORM WATER REGIONAL FACILITIES FUND	1,050	1,794	0	0	0	0	2,844
Total	**1,050**	**1,794**	**0**	**0**	**0**	**0**	**2,844**

Council District(s)

5

Project (23-01756) - This project will provide funding to design a detention pond, determine its location, and to perform public outreach to improve the creek to accommodate flood waters.

CONCEPCION CREEK PHASE 1 - CONSTRUCTION							
STORM WATER REGIONAL FACILITIES FUND	0	5,500	0	0	0	0	5,500
Total	**0**	**5,500**	**0**	**0**	**0**	**0**	**5,500**

Council District(s)

5

Project (23-01787) - This project will provide funding to purchase the properties needed for the detention pond, relocation assistance, and structural demolition.

CONTESSA DR. DRAINAGE IMPROVEMENT							
STORM WATER OPERATING FUND	235	1,382	1,067	0	0	0	2,684
Total	**235**	**1,382**	**1,067**	**0**	**0**	**0**	**2,684**

Council District(s)

1

Project (23-03821) - This project provides funding to add underground storm drainage infrastructure to provide relief of street flooding. Also included is street reconstruction for Contessa Dr. with new curbs, sidewalks, and driveways where needed.

FUNCTION/PROGRAM/PROJ./REV./SCOPE	FY 2023	FY 2024	FY 2025	FY 2026	FY 2027	FY 2028	TOTAL
PUBLIC HEALTH & SAFETY							
DRAINAGE							
CRESTFIELD AREA DRAINAGE IMPROVEMENT							
2012 GO STREET IMPROVEMENT BOND	60	189	0	0	0	0	249
STORM WATER OPERATING FUND	0	300	0	0	0	0	300
Total	**60**	**489**	**0**	**0**	**0**	**0**	**549**

Council District(s)

6

Project (23-03836) - This project will construct a rectangular concrete channel in place of the existing undersized pipe as well as a sidewalk bridge with railings over the entrance to the channel.

DISTRICT 5 DRAINAGE IMPROVEMENTS							
UNISSUED TAX NOTES	350	0	0	0	0	0	350
Total	**350**	**0**	**0**	**0**	**0**	**0**	**350**

Council District(s)

5

Project (23-04095) - Priliminary Engineering report to determine flood mitigation alternative for Elmendorf Lake and Apache Creek.

EISENHAUER RD NORTHWOOD-DEVONSHIRE DR AREA DRAINAGE PH 1 A							
2022 GO DRAINAGE IMPROVEMENT BOND	605	839	1,275	5,124	3,296	0	11,139
Total	**605**	**839**	**1,275**	**5,124**	**3,296**	**0**	**11,139**

Council District(s)

10

Project (23-03929) - Install an underground storm drain system and channel improvements to include associated roadway reconstruction, curbs, sidewalks, and driveway approaches as applicable and within available funding. This is a multi-phase and Hazard Mitigation Action Plan project.

EISENHAUER ROAD/NORTHWOOD-DEVONSHIRE DRIVE AREA PHASE 1							
2017 GO DRAINAGE IMPROVEMENT BOND	771	0	0	0	0	0	771
Total	**771**	**0**	**0**	**0**	**0**	**0**	**771**

Council District(s)

10

Project (23-01628) - This project provides funding for Channel improvements to relieve flooding to affected areas during major storm events at street crossings. Project allows for future phases to address street flooding along Devonshire Drive, Seidel Road, Vandiver Road and Eisenhauer Road to include curbs, sidewalks and driveway approaches as needed.

ELMIRA AREA DRAINAGE (CAMARON ST.: ELMIRA TO SANTA ROSA ST.)							
2022 GO DRAINAGE IMPROVEMENT BOND	335	505	715	1,779	2,711	0	6,045
Total	**335**	**505**	**715**	**1,779**	**2,711**	**0**	**6,045**

Council District(s)

1

Project (23-03930) - Install an underground storm drain system and associated roadway reconstruction, curbs, sidewalks, and driveway approaches as applicable and within available funding. This is a Hazard Mitigation Action Plan project.

FUNCTION/PROGRAM/PROJ./REV./SCOPE	FY 2023	FY 2024	FY 2025	FY 2026	FY 2027	FY 2028	TOTAL
PUBLIC HEALTH & SAFETY							
DRAINAGE							
EVANS ROAD DRAINAGE PHASE 1 (EAST ELM CREEK TO MASONWOOD)							
2022 GO DRAINAGE IMPROVEMENT BOND	416	916	1,556	2,620	2,934	0	8,442
Total	**416**	**916**	**1,556**	**2,620**	**2,934**	**0**	**8,442**

Council District(s)

9

Project (23-03931) - Install an underground storm drain system and associated roadway reconstruction, curbs, sidewalks, and driveway approaches as applicable and within available funding.

FOX RUN AREA DRAINAGE (BETWEEN FOX PEAK DRIVE AND FOX CREEK)							
2022 GO DRAINAGE IMPROVEMENT BOND	42	157	617	182	0	0	998
Total	**42**	**157**	**617**	**182**	**0**	**0**	**998**

Council District(s)

10

Project (23-03932) - Install an interceptor drainage channel and associated improvements as applicable and within available funding.

FRIO CITY ROAD OUTFALL PHASE 1							
2022 GO DRAINAGE IMPROVEMENT BOND	613	1,510	1,897	3,287	3,978	0	11,285
Total	**613**	**1,510**	**1,897**	**3,287**	**3,978**	**0**	**11,285**

Council District(s)

5

Project (23-03933) - -- Upgrade an underground storm drain system which may include associated roadway reconstruction, curbs, sidewalks, and driveway approaches, as applicable and within available funding. This is a Hazard Mitigation Action Plan project.

FY 2021 WOODLAWN LAKE DAM STUDY							
STORM WATER REGIONAL FACILITIES FUND	149	0	0	0	0	0	149
Total	**149**	**0**	**0**	**0**	**0**	**0**	**149**

Council District(s)

7

Project (23-01868) - Preliminary Engineering Report (PER) to include an analysis and modifications to the existing spillway, along with a downstream analysis. The study should have recommendations to the dam structure, a dam breach analysis to the existing and proposed spillway systems, and any further analysis to the Woodlawn Lake upstream drainage system.

FY 2022 CMP REHABILITATION							
STORM WATER OPERATING FUND	1,999	0	0	0	0	0	1,999
Total	**1,999**	**0**	**0**	**0**	**0**	**0**	**1,999**

Council District(s)

CW

Project (23-03814) - This project provides funding to use trenchless applications to rehabilitate degrading Corrugated Metal Pipe (CMP) throughout the city.

FUNCTION/PROGRAM/PROJ./REV./SCOPE	FY 2023	FY 2024	FY 2025	FY 2026	FY 2027	FY 2028	TOTAL
PUBLIC HEALTH & SAFETY							
DRAINAGE							
FY 2023 CORRUGATED METAL PIPE (CMP) PROGRAM							
STORM WATER OPERATING FUND	1,000	1,000	0	0	0	0	2,000
Total	**1,000**	**1,000**	**0**	**0**	**0**	**0**	**2,000**

Council District(s)

CW

Project (23-04081) - This project provides funding to use trenchless applications to rehabilitate degrading Corrugated Metal Pipe (CMP) throughout the city.

GARDENDALE DRAINAGE (WURZBACH ROAD TO BLUEMEL ROAD)							
2022 GO DRAINAGE IMPROVEMENT BOND	205	387	242	1,027	1,495	0	3,356
Total	**205**	**387**	**242**	**1,027**	**1,495**	**0**	**3,356**

Council District(s)

8

Project (23-03934) - -- Install an underground storm drain system which may include associated roadway reconstruction, curbs, sidewalks, and driveway approaches as applicable and within available funding.

GEORGE ROAD LOW WATER CROSS (HUNTERS BOW TO NW MILITARY HWY)							
2022 GO DRAINAGE IMPROVEMENT BOND	182	502	220	1,212	1,579	0	3,695
Total	**182**	**502**	**220**	**1,212**	**1,579**	**0**	**3,695**

Council District(s)

8

Project (23-03935) - Construct low water crossing and associated improvements as applicable and within available funding.

INTERIM PEMBROKE DRAINAGE IMPROVEMENTS							
STORM WATER OPERATING FUND	754	113	0	0	0	0	867
Total	**754**	**113**	**0**	**0**	**0**	**0**	**867**

Council District(s)

7

Project (23-03816) - This project provides funds to provide flooding relief along Pembroke Rd and comprises of an earthen berm, an earthen pilot channel, and an outfall.

JO MARIE AREA DRAINAGE IMPROVEMENT							
2005 STORM WATER REVENUE BOND	137	0	0	0	0	0	137
2012 GO DRAINAGE IMPROVEMENT BOND	1,102	0	0	0	0	0	1,102
STORM WATER OPERATING FUND	0	1,000	0	0	0	0	1,000
Total	**1,239**	**1,000**	**0**	**0**	**0**	**0**	**2,239**

Council District(s)

3

Project (23-01789) - This project will provide funding for drainage road side swales with concrete to collect and convey storm runoff to a proposed outfall located southwest of Jo Marie.

FUNCTION/PROGRAM/PROJ./REV./SCOPE	FY 2023	FY 2024	FY 2025	FY 2026	FY 2027	FY 2028	TOTAL
PUBLIC HEALTH & SAFETY							
DRAINAGE							
LOWER FRENCH CREEK DRAINAGE (LOW BID LANE TO LEON CREEK)							
2022 GO DRAINAGE IMPROVEMENT BOND	241	896	1,046	2,042	2,269	0	6,494
Total	**241**	**896**	**1,046**	**2,042**	**2,269**	**0**	**6,494**

Council District(s)

6 7

Project (23-03936) - -- Construct improved low water crossings, driveway culverts, and channel improvements as applicable and within available funding. This is a Hazard Mitigation Action Plan project to increase creek conveyance.

MARBACH ROAD AREA DRAINAGE (IH-410 TO HORAL DRIVE)							
2022 GO DRAINAGE IMPROVEMENT BOND	802	1,734	1,473	4,488	5,289	2,000	15,786
Total	**802**	**1,734**	**1,473**	**4,488**	**5,289**	**2,000**	**15,786**

Council District(s)

4 6

Project (23-03937) - -- Upgrade an undersized existing storm drain system which may include associated road reconstruction, curbs, sidewalks, and driveway approaches as applicable and within available funding. This is a Hazard Mitigation Action Plan project.

MENCHACA STREET DRAINAGE IMPROVEMENTS							
STORM WATER OPERATING FUND	20	280	0	0	0	0	300
Total	**20**	**280**	**0**	**0**	**0**	**0**	**300**

Council District(s)

5

Project (23-04083) - This project provides funding for Improvements to alleviate flooding on Menchaca Streets

MICHAEL DRAINAGE IMPROVEMENTS							
STORM WATER OPERATING FUND	31	0	0	0	0	0	31
STORM WATER REVENUE BONDS	0	319	0	0	0	0	319
Total	**31**	**319**	**0**	**0**	**0**	**0**	**350**

Council District(s)

3

Project (23-04082) - This project provides funding for channel reconstruction and easement acquisition

MOSS BROOK COVE DRAINAGE IMPROVEMENTS							
STORM WATER OPERATING FUND	274	366	0	0	0	0	640
Total	**274**	**366**	**0**	**0**	**0**	**0**	**640**

Council District(s)

8

Project (23-03827) - The proposed project will reconstruct the existing concrete V-shaped channel located between 7310 and 7312 Moss Brook Cove.

FUNCTION/PROGRAM/PROJ./REV./SCOPE	FY 2023	FY 2024	FY 2025	FY 2026	FY 2027	FY 2028	TOTAL
PUBLIC HEALTH & SAFETY							
DRAINAGE							
N. NEW BRAUNFELS (AUSTIN HWY TO LARKWOOD) DESIGN ONLY							
2022 GO DRAINAGE IMPROVEMENT BOND	147	839	0	0	0	0	986
UNISSUED CERTIFICATES OF OBLIGATION	200	450	350	0	0	0	1,000
Total	**347**	**1,289**	**350**	**0**	**0**	**0**	**1,986**

Council District(s)

10

Project (23-03938) - -- Complete preliminary project development which may include schematic design and plans for drainage and associated improvements as applicable and within available funding.

OAK HAVEN AREA DRAINAGE (KENTWOOD PHASE 2)							
2022 GO DRAINAGE IMPROVEMENT BOND	300	983	1,314	2,555	2,740	0	7,892
Total	**300**	**983**	**1,314**	**2,555**	**2,740**	**0**	**7,892**

Council District(s)

9

Project (23-03939) - -- Install an underground storm drain system which may include associated reconstruction of the roadway, curbs, sidewalks, and driveway approaches as applicable and within available funding.

OLMOS DAM IMPROVEMENTS							
STORM WATER REGIONAL FACILITIES FUND	258	0	0	0	0	0	258
Total	**258**	**0**	**0**	**0**	**0**	**0**	**258**

Council District(s)

1

Project (23-03799) - This project will provide funding for improvements to the dam, to include sand blasting a total area of 260,000 square feet, containment and disposal hauling of used sand material, patching of holes and cracks with Dural Prep and Vericoat Supreme Waterproofing application of seal coat on stucco finish, and replacement of the roof and windows of Olmos Dam Pump House.

ORSINGER LWC#35							
STORM WATER REGIONAL FACILITIES FUND	2,273	1,000	0	0	0	0	3,273
Total	**2,273**	**1,000**	**0**	**0**	**0**	**0**	**3,273**

Council District(s)

8

Project (23-03803) - This project will improve Low Water Crossing (LWC) #35 by reducing the frequency of overtopping. Property acquisitions are anticipated.

PEGGY DRIVE AREA DRAINAGE (EASTGATE SUBDIVISION)							
2022 GO DRAINAGE IMPROVEMENT BOND	1,314	2,709	1,813	5,470	7,167	1,500	19,973
Total	**1,314**	**2,709**	**1,813**	**5,470**	**7,167**	**1,500**	**19,973**

Council District(s)

2

Project (23-03940) - -- Complete the regrading of an existing earthen channel and installation of an underground storm drain system and associated roadway reconstruction with curbs, sidewalks, and driveway approaches as applicable and within available funding.

FUNCTION/PROGRAM/PROJ./REV./SCOPE	FY 2023	FY 2024	FY 2025	FY 2026	FY 2027	FY 2028	TOTAL
PUBLIC HEALTH & SAFETY							
DRAINAGE							
PERENNIAL DRIVE AREA DRAINAGE (HEIMER ROAD TO DUTCH MYRTLE)							
2022 GO DRAINAGE IMPROVEMENT BOND	89	386	194	1,326	751	0	2,746
Total	**89**	**386**	**194**	**1,326**	**751**	**0**	**2,746**

Council District(s)
9

Project (23-03941) - -- Install an underground storm drain system and associated roadway reconstruction, curbs, sidewalks, and driveway approaches as applicable and within available funding.

PINN ROAD LOW WATER CROSSING							
2022 CERTIFICATES OF OBLIGATION	60	400	0	0	0	0	460
Total	**60**	**400**	**0**	**0**	**0**	**0**	**460**

Council District(s)
6

Project (23-03851) - Amendment - Construction of safety feature improvements at Pinn Road low water crossing.

PRELIMINARY DRAINAGE REPORT							
2022 CERTIFICATES OF OBLIGATION	175	0	0	0	0	0	175
Total	**175**	**0**	**0**	**0**	**0**	**0**	**175**

Council District(s)
8

Project (23-03857) - Amendment - Preliminary engineering report to determine flood mitigation alternatives for Southwell Road, Hollyhock, Verbena, and Encino Park.

PUBLIC ART - 2017 BOND PROGRAM							
2017 GO DRAINAGE IMPROVEMENT BOND	840	0	0	0	0	0	840
Total	**840**	**0**	**0**	**0**	**0**	**0**	**840**

Council District(s)
CW

Project (23-01640) - This project provides funding for the construction, improvement and installation of public art.

PUBLIC ART (DRAINAGE)							
2022 GO DRAINAGE IMPROVEMENT BOND	204	1,033	1,229	84	0	0	2,550
Total	**204**	**1,033**	**1,229**	**84**	**0**	**0**	**2,550**

Council District(s)
CW

Project (23-03942) - Provide for the construction, improvement and installation of public art that is accessible to the general public, within the city limits, related to projects in the proposition and in accordance with City Council adopted policies and procedures.

QUENTIN DRIVE ALLEY INTERIM IMPROVEMENTS							
2022 GO DRAINAGE IMPROVEMENT BOND	48	148	235	540	0	0	971
Total	**48**	**148**	**235**	**540**	**0**	**0**	**971**

Council District(s)
7

Project (23-03943) - -- Reconstruct the alley and associated improvements between Leming Drive and Quentin Drive as applicable and within available funding.

FUNCTION/PROGRAM/PROJ./REV./SCOPE	FY 2023	FY 2024	FY 2025	FY 2026	FY 2027	FY 2028	TOTAL
PUBLIC HEALTH & SAFETY							
DRAINAGE							
RIVERWALK GATE 5 REPLACEMENT							
STORM WATER REGIONAL FACILITIES FUND	625	3,575	0	0	0	0	4,200
Total	**625**	**3,575**	**0**	**0**	**0**	**0**	**4,200**

Council District(s)

1

Project (23-03823) - This project will replace the double-gated structure of Flood Gate #5, located along the San Antonio River Loop main channel.

S. FOSTER RD (RIGSBY TO 4000' N.)							
2014B TAX NOTES	150	0	0	0	0	0	150
STORM WATER REGIONAL FACILITIES FUND	1,000	0	0	0	0	0	1,000
Total	**1,150**	**0**	**0**	**0**	**0**	**0**	**1,150**

Council District(s)

2

Project (23-03749) - This project provides funding for roadway enhancements to South Foster Road between Rigsby and 4,000 North in preparation for the future HEB Distribution Center to be developed in that area.

S. GEVERS STREET DRAINAGE IMPROVEMENT							
PRIOR DEBT PROCEEDS	4,590	0	0	0	0	0	4,590
STORM WATER OPERATING FUND	0	4,440	0	0	0	0	4,440
Total	**4,590**	**4,440**	**0**	**0**	**0**	**0**	**9,030**

Council District(s)

3

Project (23-03757) - This project provides funding for an installation of a main underground system along S. Gevers Street.

SAN PEDRO AND SAN ANTONIO TUNNEL PROJECT							
STORM WATER REGIONAL FACILITIES FUND	1,074	0	0	0	0	0	1,074
Total	**1,074**	**0**	**0**	**0**	**0**	**0**	**1,074**

Council District(s)

1

Project (23-01752) - This project provides funding for inspection of the San Antonio River tunnel and determine the current condition for possible needed repairs or cleaning.

SEELING CHANNEL DRAINAGE IMPROVEMENT - PHASE 4							
2012 GO DRAINAGE IMPROVEMENT BOND	500	500	2,901	0	0	0	3,901
STORM WATER REGIONAL FACILITIES FUND	13	0	1,531	0	0	0	1,544
Total	**513**	**500**	**4,432**	**0**	**0**	**0**	**5,445**

Council District(s)

7

Project (23-01843) - This project provides funding for continuation of a multi-phase floodplain improvement project of Seeling Channel include curbs, sidewalks and driveway approaches as needed.

FUNCTION/PROGRAM/PROJ./REV./SCOPE	FY 2023	FY 2024	FY 2025	FY 2026	FY 2027	FY 2028	TOTAL
PUBLIC HEALTH & SAFETY							
DRAINAGE							
SEELING CHANNEL PHASE 3							
2017 GO DRAINAGE IMPROVEMENT BOND	982	481	1,250	0	0	0	2,713
Total	**982**	**481**	**1,250**	**0**	**0**	**0**	**2,713**

Council District(s)

7

Project (23-01635) - This project provides funding for continuation of a multi-phase floodplain improvement project of Seeling Channel from Morning Glory to upstream of St. Cloud to include curbs, sidewalks and driveway approaches as needed.

SEELING DRAINAGE PH 4 (LOWERY DR-ST CLOUD & PLACID DR-SAGE-PARDO)							
2022 GO DRAINAGE IMPROVEMENT BOND	290	968	1,387	2,380	2,847	0	7,872
Total	**290**	**968**	**1,387**	**2,380**	**2,847**	**0**	**7,872**

Council District(s)

7

Project (23-03944) - -- Install an underground storm drain system and associated roadway reconstruction to include curbs, sidewalks, and driveway approaches as applicable and within available funding. This is a multi-phase and Hazard Mitigation Action Plan project.

SOUTH PINE ROADWAY DRAINAGE PHASE 2							
2022 GO DRAINAGE IMPROVEMENT BOND	402	1,516	1,829	3,974	3,266	0	10,987
Total	**402**	**1,516**	**1,829**	**3,974**	**3,266**	**0**	**10,987**

Council District(s)

3

Project (23-03945) - -- Install an underground storm drain system and associated roadway reconstruction, curbs, sidewalks, and driveway approaches as applicable and within available funding. This is a multi-phase project.

SOUTHWELL NORTH AREA DRAINAGE							
2022 GO DRAINAGE IMPROVEMENT BOND	218	886	1,315	3,504	0	0	5,923
Total	**218**	**886**	**1,315**	**3,504**	**0**	**0**	**5,923**

Council District(s)

8

Project (23-03946) - -- Install an underground storm drain system and an earthen channel outfall to include associated roadway reconstruction, curbs, sidewalks, and driveway approaches as applicable and within available funding. This is a Hazard Mitigation Action Plan project.

THOUSAND OAKS EROSION PROTECTION							
2022 CERTIFICATES OF OBLIGATION	195	0	0	0	0	0	195
STORM WATER OPERATING FUND	493	0	0	0	0	0	493
Total	**688**	**0**	**0**	**0**	**0**	**0**	**688**

Council District(s)

10

Project (23-01749) - This project provides funding for erosion protection for the bluff along Thousand Oaks near Morgan's Wonderland.

FUNCTION/PROGRAM/PROJ./REV./SCOPE	FY 2023	FY 2024	FY 2025	FY 2026	FY 2027	FY 2028	TOTAL
PUBLIC HEALTH & SAFETY							
DRAINAGE							
UPPER LEON CREEK RSWF							
2007 GO DRAINAGE IMPROVEMENT BOND	1,449	321	0	0	0	0	1,770
Total	**1,449**	**321**	**0**	**0**	**0**	**0**	**1,770**

Council District(s)

8

Project (40-00065) - This project will provide funding to acquire properties necessary for the construction of regional stormwater facilities.

VALLEY HI AREA DRAINAGE - MEDINA BASE PHASE 1							
2022 GO DRAINAGE IMPROVEMENT BOND	635	632	1,303	2,422	700	0	5,692
Total	**635**	**632**	**1,303**	**2,422**	**700**	**0**	**5,692**

Council District(s)

4

Project (23-03947) - Install an underground storm drain system which may include improvements to two low water crossings, reconstruction of existing roadside earthen ditches and associated roadway reconstruction, curbs, sidewalks, and driveway approaches as applicable and within available funding.

W BROADVIEW DR & OAKWOOD DR DRAINAGE PH1							
2022 GO DRAINAGE IMPROVEMENT BOND	516	1,408	2,042	3,579	2,841	0	10,386
Total	**516**	**1,408**	**2,042**	**3,579**	**2,841**	**0**	**10,386**

Council District(s)

7

Project (23-03948) - -- Install an underground storm drain system which may include associated roadway reconstruction, curbs, sidewalks, and driveway approaches as applicable and within available funding.

WILCOX AVENUE AREA DRAINAGE							
2022 GO DRAINAGE IMPROVEMENT BOND	955	2,485	2,569	4,240	5,134	0	15,383
Total	**955**	**2,485**	**2,569**	**4,240**	**5,134**	**0**	**15,383**

Council District(s)

5

Project (23-03949) - Install an underground storm drain system which may include associated roadway reconstruction, curbs, sidewalks, and driveway approaches as applicable and within available funding. (Quintana Road from Kings Avenue to Wilcox Avenue and Wilcox Avenue from Quintana Road to Dead End)

WOLLER ROAD DRAINAGE							
2022 CERTIFICATES OF OBLIGATION	0	150	0	0	0	0	150
Total	**0**	**150**	**0**	**0**	**0**	**0**	**150**

Council District(s)

8

Project (23-03858) - Amendment - Improve drainage and add curbs and sidewalks on Woller Road.

TOTAL DRAINAGE	**42,607**	**55,200**	**33,415**	**55,362**	**53,155**	**3,500**	**243,239**

FUNCTION/PROGRAM/PROJ./REV./SCOPE	FY 2023	FY 2024	FY 2025	FY 2026	FY 2027	FY 2028	TOTAL
PUBLIC HEALTH & SAFETY							
FIRE PROTECTION							
FIRE STATION #10 FACILITY REPLACEMENT							
2022 GO PUBLIC SAFETY FACILITIES IMPROVEMENT BOND	517	1,448	1,138	6,175	3,210	0	12,488
Total	**517**	**1,448**	**1,138**	**6,175**	**3,210**	**0**	**12,488**

Council District(s)

1

Project (23-04043) - -- Construct new fire station to replace the existing Fire Station #10.

FIRE STATION #33 FACILITY REPLACEMENT							
2022 GO PUBLIC SAFETY FACILITIES IMPROVEMENT BOND	493	1,471	1,540	5,360	3,626	0	12,490
Total	**493**	**1,471**	**1,540**	**5,360**	**3,626**	**0**	**12,490**

Council District(s)

5

Project (23-04044) - -- Construct new fire station to replace the existing Fire Station #33.

FIRE STATION 21 REPLACEMENT							
UNISSUED CERTIFICATES OF OBLIGATION	517	1,448	1,138	6,175	3,222	0	12,500
Total	**517**	**1,448**	**1,138**	**6,175**	**3,222**	**0**	**12,500**

Council District(s)

3

Project (23-04054) - Replacement of the station built in 1929. acquire property, design, and construct.

FIRE STATION 52 REPLACEMENT							
UNISSUED CERTIFICATES OF OBLIGATION	300	2,750	3,000	450	0	0	6,500
Total	**300**	**2,750**	**3,000**	**450**	**0**	**0**	**6,500**

Council District(s)

4

Project (23-04055) - Replacement of the modular living quarters with the addition of permanent living quarters and EMS bay to the existing apparatus bay on the existing sites.

FIRE STATION 53 REPLACEMENT							
UNISSUED CERTIFICATES OF OBLIGATION	300	2,750	3,000	450	0	0	6,500
Total	**300**	**2,750**	**3,000**	**450**	**0**	**0**	**6,500**

Council District(s)

3

Project (23-04056) - Replacement of the modular living quarters with the addition of permanent living quarters and EMS bay to the existing apparatus bay on the existing sites.

PUBLIC SAFETY WAREHOUSE							
GENERAL FUND	450	3,125	3,150	2,275	0	0	9,000
Total	**450**	**3,125**	**3,150**	**2,275**	**0**	**0**	**9,000**

Council District(s)

6

Project (23-04057) - Construct a 30,000 sf - 40,000 sf. Warehouse to store personal protective equipment (PPE), decontamination equipment and supplies, response vehicles and trailers, portable shelters and other items related to major disasters in the region.

TOTAL FIRE PROTECTION	**2,577**	**12,992**	**12,966**	**20,885**	**10,058**	**0**	**59,478**

FUNCTION/PROGRAM/PROJ./REV./SCOPE	FY 2023	FY 2024	FY 2025	FY 2026	FY 2027	FY 2028	TOTAL
PUBLIC HEALTH & SAFETY							
LAW ENFORCEMENT							
D3 POLICE SUBSTATION							
2020 CERTIFICATES OF OBLIGATION	420	0	0	0	0	0	420
Total	**420**	**0**	**0**	**0**	**0**	**0**	**420**

Council District(s)

3

Project (23-01848) - Feasibility study and preliminary design work for a Police Substation in CD3 in preparation for the 2022 Bond Program.

HELICOPTER REPLACEMENT							
UNISSUED TAX NOTES	0	6,384	6,384	0	6,384	0	19,152
Total	**0**	**6,384**	**6,384**	**0**	**6,384**	**0**	**19,152**

Council District(s)

CW

Project (17-00044) - This project will replace three H120 helicopters that have reached end of life with H125 Helicopters.

NEW POLICE SUBSTATION							
2022 GO PUBLIC SAFETY FACILITIES IMPROVEMENT BOND	712	1,538	2,079	9,389	5,276	0	18,994
Total	**712**	**1,538**	**2,079**	**9,389**	**5,276**	**0**	**18,994**

Council District(s)

3

Project (23-04045) - -- Construct a new police substation on the City's southeast side.

POLICE STATION AT ST. MARY'S							
2012 GO PARKS IMPROVEMENT BOND	61	0	0	0	0	0	61
2016 CERTIFICATES OF OBLIGATION	0	571	0	0	0	0	571
2017 GO PUBLIC SAFETY IMPROVEMENT BOND	6,666	7,476	0	0	0	0	14,142
2021 CERTIFICATES OF OBLIGATION	2,000	200	0	0	0	0	2,200
GENERAL FUND	0	1,400	0	0	0	0	1,400
Total	**8,727**	**9,647**	**0**	**0**	**0**	**0**	**18,374**

Council District(s)

CW 1

Project (23-01735) - This project provides funding for the construction of a new facility that will include a City Police Substation for the central city area and Park Police headquarters for city-wide service.

PSHQ TRAINING ROOMS AV EQUIPMENT							
UNISSUED TAX NOTES	250	0	0	0	0	0	250
Total	**250**	**0**	**0**	**0**	**0**	**0**	**250**

Council District(s)

CW

Project (17-00043) - This project will update all the audio and video equipment in the training rooms

FUNCTION/PROGRAM/PROJ./REV./SCOPE	FY 2023	FY 2024	FY 2025	FY 2026	FY 2027	FY 2028	TOTAL
PUBLIC HEALTH & SAFETY							
LAW ENFORCEMENT							
PUBLIC ART (PUBLIC SAFETY FACILITIES)							
2022 GO PUBLIC SAFETY FACILITIES IMPROVEMENT BOND	94	522	517	39	0	0	1,172
Total	**94**	**522**	**517**	**39**	**0**	**0**	**1,172**

Council District(s)

CW

Project (23-04046) - -- Provide for the construction, improvement and installation of public art that is accessible to the general public, within the city limits, related to projects in the proposition and in accordance with City Council adopted policies and procedures.

PUBLIC ART (PUBLIC SAFETY)							
2017 GO PUBLIC SAFETY IMPROVEMENT BOND	262	4	0	0	0	0	266
Total	**262**	**4**	**0**	**0**	**0**	**0**	**266**

Council District(s)

CW

Project (23-01737) - This project provides funding for the construction, improvement and installation of public art that is accessible to the general public and within the city limits.

SAPD ACADEMY - TACTICS & FIREARMS BLDG							
UNISSUED CERTIFICATES OF OBLIGATION	500	3,313	1,187	0	0	0	5,000
Total	**500**	**3,313**	**1,187**	**0**	**0**	**0**	**5,000**

Council District(s)

3

Project (23-04060) - Construct a large multi-function structure to accommodate the many demands of police/tactical training.

SAPD K9 FACILITY RELOCATION							
UNISSUED TAX NOTES	800	1,400	0	0	0	0	2,200
Total	**800**	**1,400**	**0**	**0**	**0**	**0**	**2,200**

Council District(s)

3

Project (23-04086) - This project will construct a new facility at the SAPD Training Academy (Council District 3), comprised of office and outdoor space sufficient to accommodate the K9 unit. The facility will include office, indoor training, rest/locker room facilities, while the outdoor space will include a training field, kennels, and dog wash/relief areas.

TEZEL ROAD CITY FACILITY							
2017 GO PUBLIC SAFETY IMPROVEMENT BOND	1,563	145	0	0	0	0	1,708
GENERAL FUND	489	0	0	0	0	0	489
Total	**2,052**	**145**	**0**	**0**	**0**	**0**	**2,197**

Council District(s)

6

Project (23-01736) - This project provides funding for the development of a City facility for various uses including Park Bike Patrol Substation adjacent to the Howard W. Peak Greenway Trails System.

FUNCTION/PROGRAM/PROJ./REV./SCOPE	FY 2023	FY 2024	FY 2025	FY 2026	FY 2027	FY 2028	TOTAL
PUBLIC HEALTH & SAFETY							
LAW ENFORCEMENT							
TRAINING ACADEMY - DRIVING TRACK IMPROVEMENTS							
UNISSUED CERTIFICATES OF OBLIGATION	600	1,650	6,875	6,000	875	0	16,000
Total	**600**	**1,650**	**6,875**	**6,000**	**875**	**0**	**16,000**
Council District(s) 3	Project (23-04058) - Repairs and improvements for the Police Academy driving track and the addition of a skid car platform.						
TRAINING ACADEMY - PARKING EXPANSION							
UNISSUED CERTIFICATES OF OBLIGATION	200	700	200	0	0	0	1,100
Total	**200**	**700**	**200**	**0**	**0**	**0**	**1,100**
Council District(s) 3	Project (23-04059) - Expand existing parking area at the training academy						
TOTAL LAW ENFORCEMENT	**14,617**	**25,303**	**17,242**	**15,428**	**12,535**	**0**	**85,125**
TOTAL PUBLIC HEALTH & SAFETY	**59,801**	**93,495**	**63,623**	**91,675**	**75,748**	**3,500**	**387,842**
RECREATION & CULTURE							
LIBRARIES							
BROOK HOLLOW HVAC REPLACEMENT							
2016 CERTIFICATES OF OBLIGATION	112	0	0	0	0	0	112
Total	**112**	**0**	**0**	**0**	**0**	**0**	**112**
Council District(s) 9	Project (04-00063) - This project will provide for an assessment of the existing HVAC system and provide for improvements to the system.						
BROOK HOLLOW LIBRARY PARKING LOT							
GENERAL FUND	142	550	100	0	0	0	792
Total	**142**	**550**	**100**	**0**	**0**	**0**	**792**
Council District(s) 9	Project (23-04067) - This project is to expand the parking lot at the Brook Hollow Branch Library						
CARVER BRANCH LIBRARY RENOVATION							
2022 GO LIBRARY IMPROVEMENT BOND	379	1,251	1,327	5,562	3,974	0	12,493
Total	**379**	**1,251**	**1,327**	**5,562**	**3,974**	**0**	**12,493**
Council District(s) 2	Project (23-04032) - -- Renovate, improve and expand Carver Branch Library.						

FUNCTION/PROGRAM/PROJ./REV./SCOPE	FY 2023	FY 2024	FY 2025	FY 2026	FY 2027	FY 2028	TOTAL
RECREATION & CULTURE							
LIBRARIES							
CENTRAL LIBRARY							
2017 GO LIBRARY IMPROVEMENT BOND	981	0	0	0	0	0	981
Total	**981**	**0**	**0**	**0**	**0**	**0**	**981**

Council District(s)

CW

Project (23-01720) - This project provides funding for the renovations and upgrades to the Central Library.

CENTRAL LIBRARY RENOVATION							
2022 GO LIBRARY IMPROVEMENT BOND	192	624	623	2,654	1,903	0	5,996
Total	**192**	**624**	**623**	**2,654**	**1,903**	**0**	**5,996**

Council District(s)

CW 1

Project (23-04033) - Renovate and improve the Central Library. This is a multi-phased project.

CITY-OWNED CULTURAL FACILITIES IMPROVEMENTS							
2022 GO LIBRARY IMPROVEMENT BOND	245	655	1,443	3,650	0	0	5,993
GENERAL FUND	700	0	0	0	0	0	700
Total	**945**	**655**	**1,443**	**3,650**	**0**	**0**	**6,693**

Council District(s)

CW 1

Project (23-04034) - Improve and rehabilitate municipal cultural facilities. Facility upgrades to improve the condition, increase sustainability, and extend the lifecycle of city facilities and building systems. Facilities may include: $2.5M Spanish Governor's Palace, $2M San Antonio Records and Archives, $1.5M International Center and other City facilities.

ELLA AUSTIN COMMUNITY CENTER RENOVATION							
2022 GO LIBRARY IMPROVEMENT BOND	651	1,211	2,631	7,000	0	0	11,493
Total	**651**	**1,211**	**2,631**	**7,000**	**0**	**0**	**11,493**

Council District(s)

2

Project (23-04035) - -- Renovate the Ella Austin Community Center Campus to include, but not limited to, building envelopes, interior modifications, upgrades to major building systems and site improvements. Additional funding will be leveraged from Inner City Tax Increment Reinvestment Zone (TIRZ).

GREATER LOVE MULTI-GENERATIONAL CULTURAL/COMMUNITY CENTER							
2017 GO LIBRARY IMPROVEMENT BOND	1,702	0	0	0	0	0	1,702
2022 CERTIFICATES OF OBLIGATION	750	0	0	0	0	0	750
Total	**2,452**	**0**	**0**	**0**	**0**	**0**	**2,452**

Council District(s)

2

Project (23-01722) - This project provides funding for the construction of a new community facility to provide services which may include pre-school and after-school programming, adult education and senior day care.

FUNCTION/PROGRAM/PROJ./REV./SCOPE	FY 2023	FY 2024	FY 2025	FY 2026	FY 2027	FY 2028	TOTAL
RECREATION & CULTURE							
LIBRARIES							
GUERRA LIBRARY IMPROVEMENTS							
PRIOR DEBT PROCEEDS	279	0	0	0	0	0	279
UNISSUED TAX NOTES	600	0	0	0	0	0	600
Total	**879**	**0**	**0**	**0**	**0**	**0**	**879**

Council District(s)

6

Project (04-00064) - This project will provide for an assessment of the existing HVAC system and provide for improvements to the system, and replacement/improvements to the existing parking lot. The parking lot asphalt is failing in several locations, and will need major replacement/repair work.

JOHNSTON HVAC REPLACEMENT							
2017 CERTIFICATES OF OBLIGATION	237	0	0	0	0	0	237
UNISSUED TAX NOTES	200	0	0	0	0	0	200
Total	**437**	**0**	**0**	**0**	**0**	**0**	**437**

Council District(s)

4

Project (04-00065) - This project will provide for an assessment of the existing HVAC system and provide for improvements to the system.

LAS PALMAS BRANCH LIBRARY							
2017 GO LIBRARY IMPROVEMENT BOND	1,097	0	0	0	0	0	1,097
Total	**1,097**	**0**	**0**	**0**	**0**	**0**	**1,097**

Council District(s)

5

Project (23-01724) - This project provides funding for renovations, improvements and space reconfiguration to the Las Palmas Branch Library.

LAS PALMAS BRANCH LIBRARY RENOVATION							
2022 GO LIBRARY IMPROVEMENT BOND	171	555	540	2,318	1,663	0	5,247
Total	**171**	**555**	**540**	**2,318**	**1,663**	**0**	**5,247**

Council District(s)

5

Project (23-04036) - -- Renovate and improve the Las Palmas Branch Library and adjacent public gathering plazas/spaces in support of a unified campus based on the Las Palmas Westside Strategic Area Study. This is a multi-phased project.

MAGIK THEATER RENOVATION							
2022 GO LIBRARY IMPROVEMENT BOND	88	252	229	659	1,521	0	2,749
Total	**88**	**252**	**229**	**659**	**1,521**	**0**	**2,749**

Council District(s)

REGIONAL

Project (23-04037) - -- Renovate and improve the building envelope, major building systems, and interior renovations.

FUNCTION/PROGRAM/PROJ./REV./SCOPE	FY 2023	FY 2024	FY 2025	FY 2026	FY 2027	FY 2028	TOTAL
RECREATION & CULTURE							
LIBRARIES							
MEMORIAL BRANCH LIBRARY							
2017 GO LIBRARY IMPROVEMENT BOND	250	0	0	0	0	0	250
GENERAL FUND	125	175	0	0	0	0	300
Total	**375**	**175**	**0**	**0**	**0**	**0**	**550**

Council District(s)
5

Project (23-01727) - This project provides funding for renovations, improvements and space reconfiguration to the Memorial Branch Library.

PAN AMERICAN HVAC REPLACEMENT							
2017 CERTIFICATES OF OBLIGATION	248	0	0	0	0	0	248
UNISSUED TAX NOTES	200	0	0	0	0	0	200
Total	**448**	**0**	**0**	**0**	**0**	**0**	**448**

Council District(s)
3

Project (04-00066) - This project will provide for an assessment of the existing HVAC system and provide for improvements to the system.

PUBLIC ART (LIBRARIES FACILITIES)							
2022 GO LIBRARY IMPROVEMENT BOND	70	391	385	29	0	0	875
Total	**70**	**391**	**385**	**29**	**0**	**0**	**875**

Council District(s)
CW

Project (23-04038) - -- Provide for the construction, improvement and installation of public art that is accessible to the general public, within the city limits, related to projects in the proposition and in accordance with City Council adopted policies and procedures.

PUBLIC ART (LIBRARY & CULTURAL FACILITIES)							
2017 GO LIBRARY IMPROVEMENT BOND	141	0	0	0	0	0	141
Total	**141**	**0**	**0**	**0**	**0**	**0**	**141**

Council District(s)
CW

Project (23-01732) - This project provides funding for the construction, improvement and installation of public art that is accessible to the general public and within city limits.

TEXANA RESOURCE CENTER							
2017 GO LIBRARY IMPROVEMENT BOND	445	31	0	0	0	0	476
Total	**445**	**31**	**0**	**0**	**0**	**0**	**476**

Council District(s)
CW 1

Project (23-01728) - Leverage funding for renovations and improvements for accessibility to Texana Collection materials, archives and services located at the Central Library.

TOTAL LIBRARIES	**10,005**	**5,695**	**7,278**	**21,872**	**9,061**	**0**	**53,911**

FUNCTION/PROGRAM/PROJ./REV./SCOPE	FY 2023	FY 2024	FY 2025	FY 2026	FY 2027	FY 2028	TOTAL
RECREATION & CULTURE							
OTHER FACILITIES							
NELSON WOLFF STADIUM							
UNISSUED CERTIFICATES OF OBLIGATION	1,500	4,250	500	0	0	0	6,250
Total	**1,500**	**4,250**	**500**	**0**	**0**	**0**	**6,250**

Council District(s)

6

Project (45-00044) - Project will upgrade existing building support spaces to meet current MLB player development standards. Improvements include locker room, shower and bathroom, training and weight, and coach areas within the existing baseball stadium facility.

WORLD HERITAGE							
2017 GO LIBRARY IMPROVEMENT BOND	1,684	1,684	0	0	0	0	3,368
TRICENTENNIAL DONATION	0	845	0	0	0	0	845
Total	**1,684**	**2,529**	**0**	**0**	**0**	**0**	**4,213**

Council District(s)

CW 3

Project (23-01730) - This project provides funding for an orientation center, community space and other facility spaces.

WORLD HERITAGE CENTER PHASE 2 IMPROVEMENTS							
2022 GO LIBRARY IMPROVEMENT BOND	119	265	368	1,406	1,341	0	3,499
Total	**119**	**265**	**368**	**1,406**	**1,341**	**0**	**3,499**

Council District(s)

CW 3

Project (23-04040) - -- Develop the World Heritage Center located at the Mission Marquee Plaza to include enhancements to existing structures, expanded parking, comprehensive campus signage package, and construction of an outdoor open air pavilion. This is a multi-phased project.

ZERNONA BLACK MULTI-GENERATIONAL CULTURAL/COMMUNITY CENTER							
2017 GO LIBRARY IMPROVEMENT BOND	1,371	0	0	0	0	0	1,371
Total	**1,371**	**0**	**0**	**0**	**0**	**0**	**1,371**

Council District(s)

2

Project (23-01731) - This project provides funding for construction of a new community facility which may include pre-school and after-school programming, adult education and senior day care.

TOTAL OTHER FACILITIES	**4,674**	**7,044**	**868**	**1,406**	**1,341**	**0**	**15,333**
RECREATION & CULTURE							
PARKS							
2022 EDWARDS AQUIFER PROTECTION PROGRAM							
MUNICIPAL FACILITIES CORPORATION	10,000	0	0	0	0	0	10,000
Total	**10,000**	**0**	**0**	**0**	**0**	**0**	**10,000**

Council District(s)

CW

Project (26-00701) - This project provides funding for the acquisition of sensitive land over the Edwards Aquifer Recharge Zone as well as provides funding for low impact development projects.

FUNCTION/PROGRAM/PROJ./REV./SCOPE	FY 2023	FY 2024	FY 2025	FY 2026	FY 2027	FY 2028	TOTAL
RECREATION & CULTURE							
PARKS							
AL FORGE PARK							
2022 GO PARKS & REC IMPROVEMENT BOND	0	72	77	350	0	0	499
Total	**0**	**72**	**77**	**350**	**0**	**0**	**499**

Council District(s)

5

Project (23-03950) - -- Construct general park improvements within available funding which may include a new playground with shade enhancements.

AL RHODE PARK							
2022 GO PARKS & REC IMPROVEMENT BOND	68	109	311	0	0	0	488
Total	**68**	**109**	**311**	**0**	**0**	**0**	**488**

Council District(s)

8

Project (23-03951) - -- Construct general park and rehabilitation improvements within available funding.

APACHE CREEK - WESTSIDE CREEK TRAIL							
PROP 2 - 2015 PARKS DEVELOPMENT AND EXPANSION VENUE	176	0	0	0	0	0	176
Total	**176**	**0**	**0**	**0**	**0**	**0**	**176**

Council District(s)

5

Project (26-00687) - This project provides funding for installation of security lighting at the Apache Creek Park.

AQUATIC CENTER AT PALO ALTO COLLEGE							
2017 GO PARKS IMPROVEMENT BOND	0	1,812	1,648	830	0	0	4,290
Total	**0**	**1,812**	**1,648**	**830**	**0**	**0**	**4,290**

Council District(s)

4

Project (23-01641) - This project provides funding for improvements to the natatorium, potentially to include new roof, HVAC, scoreboard, bleachers, interior and exterior renovations.

ARNOLD PARK							
2022 GO PARKS & REC IMPROVEMENT BOND	0	72	77	350	0	0	499
Total	**0**	**72**	**77**	**350**	**0**	**0**	**499**

Council District(s)

4

Project (23-03952) - -- Construct general park and rehabilitation improvements within available funding.

BEACON HILL PARK							
2022 GO PARKS & REC IMPROVEMENT BOND	0	223	265	0	0	0	488
Total	**0**	**223**	**265**	**0**	**0**	**0**	**488**

Council District(s)

1

Project (23-03953) - -- Construct general park improvements within available funding which may include lighting at the basketball court and a dog park.

FUNCTION/PROGRAM/PROJ./REV./SCOPE	FY 2023	FY 2024	FY 2025	FY 2026	FY 2027	FY 2028	TOTAL
RECREATION & CULTURE							
PARKS							
BEITEL CREEK (SALADO TO BRIARGLEN)							
PROP 2 - 2015 PARKS DEVELOPMENT AND EXPANSION VENUE	1,200	238	0	0	0	0	1,438
Total	**1,200**	**238**	**0**	**0**	**0**	**0**	**1,438**

Council District(s)

2 10

Project (26-00661) - This project provides funding for the development of a hike and bike trail project along Beitel Creek from the Salado Creek Greenway to Briar Glen.

BELMEADE PARK							
2022 GO PARKS & REC IMPROVEMENT BOND	0	175	116	0	0	0	291
Total	**0**	**175**	**116**	**0**	**0**	**0**	**291**

Council District(s)

10

Project (23-03954) - -- Construct general improvements within available funding which may include a dog park and improved park access.

BENAVIDES PARK							
2022 GO PARKS & REC IMPROVEMENT BOND	0	135	178	486	0	0	799
Total	**0**	**135**	**178**	**486**	**0**	**0**	**799**

Council District(s)

5

Project (23-03955) - -- Construct general park improvements within available funding in support of the Park's Master Plan which may include basketball court shade and a skate plaza.

BLOSSOM PARK LOOP TRAIL							
2022 CERTIFICATES OF OBLIGATION	300	50	0	0	0	0	350
Total	**300**	**50**	**0**	**0**	**0**	**0**	**350**

Council District(s)

9

Project (23-03859) - Amendment - Construction of a loop trail at Blossom Park.

BRACKENRIDGE PARK 2017							
2017 GO PARKS IMPROVEMENT BOND	2,553	3,607	377	0	0	0	6,537
Total	**2,553**	**3,607**	**377**	**0**	**0**	**0**	**6,537**

Council District(s)

CW 1

Project (23-01644) - This project provides funding for general park improvements and rehabilitation which may include historic river wall, restroom, trails, and historic structures.

BRACKENRIDGE PARK 2022							
2022 GO PARKS & REC IMPROVEMENT BOND	306	1,491	682	0	0	0	2,479
Total	**306**	**1,491**	**682**	**0**	**0**	**0**	**2,479**

Council District(s)

CW 1

Project (23-03957) - Complete construction of 2017 Bond projects and further development of the adopted Park Master Plan within available funding.

FUNCTION/PROGRAM/PROJ./REV./SCOPE	FY 2023	FY 2024	FY 2025	FY 2026	FY 2027	FY 2028	TOTAL
RECREATION & CULTURE							
PARKS							
BRACKENRIDGE PARK FACILITIES							
2022 GO PARKS & REC IMPROVEMENT BOND	0	248	265	2,611	1,873	0	4,997
Total	**0**	**248**	**265**	**2,611**	**1,873**	**0**	**4,997**

Council District(s)

CW 1

Project (23-03956) - -- Construct general park improvements which may include leveraged funding towards the renovation of the historic Sunken Garden Theater Facility and Brackenridge Park within available funding.

CALDERON CLUBHOUSE (BOYS AND GIRLS CLUBS OF SAN ANTONIO)							
2022 GO PARKS & REC IMPROVEMENT BOND	0	3,724	7	0	0	0	3,731
Total	**0**	**3,724**	**7**	**0**	**0**	**0**	**3,731**

Council District(s)

5

Project (23-03958) - -- Complete structural assessment and construct improvements within available funding.

CARACOL CREEK PARK							
2022 GO PARKS & REC IMPROVEMENT BOND	0	72	77	350	0	0	499
Total	**0**	**72**	**77**	**350**	**0**	**0**	**499**

Council District(s)

4

Project (23-03959) - -- Complete general park development improvements within available funding in support of the Park's Master Plan which may include a picnic and seating area, parking area and amenities.

CASSIANO PARK							
2022 GO PARKS & REC IMPROVEMENT BOND	0	325	950	2,473	0	0	3,748
Total	**0**	**325**	**950**	**2,473**	**0**	**0**	**3,748**

Council District(s)

5

Project (23-03960) - -- Construct general park improvements within available funding which may include pool house improvements, a new aquatic amenity, and playground.

CASSIANO PARK MASTER PLAN							
2022 CERTIFICATES OF OBLIGATION	189	0	0	0	0	0	189
Total	**189**	**0**	**0**	**0**	**0**	**0**	**189**

Council District(s)

5

Project (23-03849) - -- Conceptual master plan for Cassiano Park.

CATHEDRAL ROCK PARK							
2022 GO PARKS & REC IMPROVEMENT BOND	0	72	77	350	0	0	499
Total	**0**	**72**	**77**	**350**	**0**	**0**	**499**

Council District(s)

6

Project (23-03961) - -- Construct general park improvements within available funding which may include playground shade enhancements and lighting.

FUNCTION/PROGRAM/PROJ./REV./SCOPE	FY 2023	FY 2024	FY 2025	FY 2026	FY 2027	FY 2028	TOTAL
RECREATION & CULTURE							
PARKS							
CD7 PARK IMPROVEMENTS							
2022 CERTIFICATES OF OBLIGATION	174	0	0	0	0	0	174
Total	**174**	**0**	**0**	**0**	**0**	**0**	**174**

Council District(s)
7

Project (23-03854) - Amendment - General park improvements and rehabilitation.

CIELO VISTA PARK							
2022 CERTIFICATES OF OBLIGATION	400	72	0	0	0	0	472
Total	**400**	**72**	**0**	**0**	**0**	**0**	**472**

Council District(s)
6

Project (23-03852) - Amendment - Land acquisition and park trail development.

CITYWIDE BICYCLE RECREATIONAL FACILITIES							
2022 GO PARKS & REC IMPROVEMENT BOND	164	302	532	1,200	1,050	0	3,248
Total	**164**	**302**	**532**	**1,200**	**1,050**	**0**	**3,248**

Council District(s)
CW 4

Project (23-03962) - -- Develop and construct new bicycle facilities to include BMX and Mountain Bike recreational opportunities located at O.P. Schnabel Park, Eisenhower Park and Pearsall Park within available funding. Council Districts 4,7,8,9

CITYWIDE CREEKWAY TRAIL DEVELOPMENT							
PROP 2 - 2010 PARKS DEVELOPMENT & EXPANSION VENUE	230	0	0	0	0	0	230
PROP 2 - 2015 PARKS DEVELOPMENT AND EXPANSION VENUE	270	1,500	2,131	0	0	0	3,901
Total	**500**	**1,500**	**2,131**	**0**	**0**	**0**	**4,131**

Council District(s)
CW

Project (26-00603) - This project provides funding for the acquisition of land to design and construct hike & bike trails along San Antonio creekways.

CLASSEN-STEUBING RANCH PARK							
2022 GO PARKS & REC IMPROVEMENT BOND	252	494	952	1,857	1,441	0	4,996
Total	**252**	**494**	**952**	**1,857**	**1,441**	**0**	**4,996**

Council District(s)
9

Project (23-03963) - -- Construct Phase 2 general park improvements within available funding as part of the Park's Master Plan.

FUNCTION/PROGRAM/PROJ./REV./SCOPE	FY 2023	FY 2024	FY 2025	FY 2026	FY 2027	FY 2028	TOTAL
RECREATION & CULTURE							
PARKS							
CLASSEN-STEUBING RANCH PARK PROPERTY ACQUISITION & DEVELOPMENT							
2017 GO PARKS IMPROVEMENT BOND	1,250	0	0	0	0	0	1,250
2021 CERTIFICATES OF OBLIGATION	300	0	0	0	0	0	300
TREE PRESERVATION FUND	71	0	0	0	0	0	71
Total	**1,621**	**0**	**0**	**0**	**0**	**0**	**1,621**

Council District(s)
CW 9

Project (23-01648) - This project provides funding for Land Acquisition and Phase 1 development of Classen- Steubing Ranch property for park improvements.

COMANCHE LOOKOUT PARK							
2022 GO PARKS & REC IMPROVEMENT BOND	33	140	191	552	333	0	1,249
Total	**33**	**140**	**191**	**552**	**333**	**0**	**1,249**

Council District(s)
10

Project (23-03964) - -- Construct general park and rehabilitation improvements within available funding which may include trail improvements, fencing and preservation of the historic tower structure.

CONCEPCION PARK							
2022 GO PARKS & REC IMPROVEMENT BOND	0	95	84	420	0	0	599
Total	**0**	**95**	**84**	**420**	**0**	**0**	**599**

Council District(s)
3

Project (23-03965) - -- Construct general park improvements within available funding which may include a new dog park.

CREEKWAY LOW IMPACT DEVELOPMENT PROJECT							
PROP 2 - 2015 PARKS DEVELOPMENT AND EXPANSION VENUE	1,500	200	166	0	0	0	1,866
Total	**1,500**	**200**	**166**	**0**	**0**	**0**	**1,866**

Council District(s)
CW

Project (26-00653) - This project provides funding for the incorporation of Low Impact Development features into trail projects where feasible.

CUELLAR PARK							
2022 GO PARKS & REC IMPROVEMENT BOND	0	144	221	385	0	0	750
Total	**0**	**144**	**221**	**385**	**0**	**0**	**750**

Council District(s)
6

Project (23-03966) - -- Construct general park improvements within available funding which may include trail and basketball court improvements.

FUNCTION/PROGRAM/PROJ./REV./SCOPE	FY 2023	FY 2024	FY 2025	FY 2026	FY 2027	FY 2028	TOTAL
RECREATION & CULTURE							
PARKS							
CULEBRA CREEK GRNWAY (CATHEDRAL ROCK PRK TO GRISSOM RD)							
PROP 2 - 2015 PARKS DEVELOPMENT AND EXPANSION VENUE	450	0	0	0	0	0	450
Total	**450**	**0**	**0**	**0**	**0**	**0**	**450**

Council District(s)

6

Project (26-00624) - This project provides funding for the purchase of land to design and construct the Culebra Creek Greenway from Cathedral Rock Park to Grissom Rd.

DELLVIEW PARK							
2022 GO PARKS & REC IMPROVEMENT BOND	0	72	77	350	0	0	499
Total	**0**	**72**	**77**	**350**	**0**	**0**	**499**

Council District(s)

1

Project (23-03967) - -- Construct general park improvements within available funding which may include a sitting area at the playground, shade enhancements at the pool, and additional park lighting.

DISTRICT 1 PARKS							
2022 GO PARKS & REC IMPROVEMENT BOND	195	355	584	1,474	1,389	0	3,997
Total	**195**	**355**	**584**	**1,474**	**1,389**	**0**	**3,997**

Council District(s)

1

Project (23-03968) - -- Construct general park and rehabilitation improvements of park facilities within available funding. Parks may include Kenwood and Olympia Parks.

DISTRICT 1 PARKS & MULTIGENERATIONAL RECREATION FACILITY							
2022 GO PARKS & REC IMPROVEMENT BOND	216	928	1,008	3,539	2,304	0	7,995
Total	**216**	**928**	**1,008**	**3,539**	**2,304**	**0**	**7,995**

Council District(s)

1

Project (23-03969) - -- Renovate, rehabilitate and construct additions to the West End Park Senior Center and West End Park as applicable and within available funding. To create a multigenerational facility that will support senior and constituent services, meeting space and other recreational services.

DISTRICT 1 WESTFALL CAMPUS							
UNISSUED TAX NOTES	1,000	0	0	0	0	0	1,000
Total	**1,000**	**0**	**0**	**0**	**0**	**0**	**1,000**

Council District(s)

1

Project (23-04088) - Renovate, rehabilitate, and construct additions to the city facility located at 1310 Vance Jackson to potentially include area improvements adjacent to Westfall Branch Library to support constituent services, meeting space and other campus related enhancements.

FUNCTION/PROGRAM/PROJ./REV./SCOPE	FY 2023	FY 2024	FY 2025	FY 2026	FY 2027	FY 2028	TOTAL
RECREATION & CULTURE							
PARKS							
DISTRICT 2 COMMUNITY GARDEN							
UNISSUED TAX NOTES	250	0	0	0	0	0	250
Total	**250**	**0**	**0**	**0**	**0**	**0**	**250**

Council District(s)
2

Project (26-00707) - Development of land for community use.

DISTRICT 2 PARKS							
2022 GO PARKS & REC IMPROVEMENT BOND	86	162	273	545	433	0	1,499
Total	**86**	**162**	**273**	**545**	**433**	**0**	**1,499**

Council District(s)
2

Project (23-03970) - -- Construct general park and rehabilitation improvements of park facilities within available funding. Parks may include: Milam Wesley Tealer Park and Dellcrest Park.

DISTRICT 2 PROPERTY ACQUISITION							
UNISSUED TAX NOTES	750	0	0	0	0	0	750
Total	**750**	**0**	**0**	**0**	**0**	**0**	**750**

Council District(s)
2

Project (23-04089) - Development of a new City facility for community use including the property acquisition of land.

DISTRICT 3 AQUATICS FACILITY							
2022 GO PARKS & REC IMPROVEMENT BOND	235	442	540	2,222	1,558	0	4,997
Total	**235**	**442**	**540**	**2,222**	**1,558**	**0**	**4,997**

Council District(s)
3

Project (23-03971) - -- Develop and construct a new aquatics facility within available funding to include a swimming pool and associated amenities such as a splash pad.

DISTRICT 3 PARKS							
2022 GO PARKS & REC IMPROVEMENT BOND	0	186	254	459	0	0	899
Total	**0**	**186**	**254**	**459**	**0**	**0**	**899**

Council District(s)
3

Project (23-03972) - -- Construct general park and rehabilitation improvements of park facilities within available funding which may include restroom improvements as applicable. Parks may include: Bellaire Park and Highland Park.

DISTRICT 4 HERITAGE COMMUNITY CENTER							
2017 GO PARKS IMPROVEMENT BOND	4,967	0	0	0	0	0	4,967
2018 CERTIFICATES OF OBLIGATION	653	115	0	0	0	0	768
Total	**5,620**	**115**	**0**	**0**	**0**	**0**	**5,735**

Council District(s)
4

Project (23-01655) - This project provides funding for construction of a new community center near existing Heritage pool site to include land acquisition, amenities and parking.

FUNCTION/PROGRAM/PROJ./REV./SCOPE	FY 2023	FY 2024	FY 2025	FY 2026	FY 2027	FY 2028	TOTAL
RECREATION & CULTURE							
PARKS							
DISTRICT 4 MULTIGENERATIONAL REC FACILITY (PALO ALTO COLLEGE)							
2022 GO PARKS & REC IMPROVEMENT BOND	53	1,946	3,502	4,485	0	0	9,986
Total	**53**	**1,946**	**3,502**	**4,485**	**0**	**0**	**9,986**

Council District(s)
4

Project (23-03973) - -- Facilitate construction of a new facility to support senior and constituent services, meeting space and other recreational services.

DISTRICT 4 PARKS							
2022 GO PARKS & REC IMPROVEMENT BOND	94	171	273	654	607	0	1,799
Total	**94**	**171**	**273**	**654**	**607**	**0**	**1,799**

Council District(s)
4

Project (23-03974) - -- Construct general park and rehabilitation improvements of park facilities within available funding which may include shade enhancements as applicable. Parks may include: Palo Alto Terrace Park, Medina Base Park, Spicewood Park and Gateway Terrace Park.

DISTRICT 4 PEARSALL PARK SOLAR WALK							
UNISSUED TAX NOTES	350	0	0	0	0	0	350
Total	**350**	**0**	**0**	**0**	**0**	**0**	**350**

Council District(s)
4

Project (26-00708) - Construct a solar system walk at Pearsall Park that demonstrates a scale model of the solar system for educational and recreational purposes.

DISTRICT 5 PARKS							
2022 GO PARKS & REC IMPROVEMENT BOND	113	217	390	803	650	0	2,173
Total	**113**	**217**	**390**	**803**	**650**	**0**	**2,173**

Council District(s)
5

Project (23-03975) - -- Construct general park and rehabilitation improvements of park facilities within available funding. Parks may include: Collins Gardens Park, Kennedy Park, Clarissa Alderete Park, Escobar Park and Frank Tejeda Park.

DISTRICT 7 PARKS							
2022 GO PARKS & REC IMPROVEMENT BOND	0	157	186	388	168	0	899
Total	**0**	**157**	**186**	**388**	**168**	**0**	**899**

Council District(s)
7

Project (23-03976) - -- Construct general park rehabilitiation improvements of park facilities within available funding at parks on the City's northwest side including Lee's Creek Park.

DISTRICT 7 PARKS SHADE ENHANCEMENTS							
2022 GO PARKS & REC IMPROVEMENT BOND	105	174	461	0	0	0	740
Total	**105**	**174**	**461**	**0**	**0**	**0**	**740**

Council District(s)
7

Project (23-03977) - -- Construct shade enhancements and associated improvements as applicable and within available funding at parks on the City's northwest side including Joe Ward Park and Sunset Hills Park.

FUNCTION/PROGRAM/PROJ./REV./SCOPE	FY 2023	FY 2024	FY 2025	FY 2026	FY 2027	FY 2028	TOTAL
RECREATION & CULTURE							
PARKS							
DISTRICT 9 GREENWAY TRAIL PROJECT							
PROP 2 - 2015 PARKS DEVELOPMENT AND EXPANSION VENUE	500	1,500	1,000	0	0	0	3,000
Total	**500**	**1,500**	**1,000**	**0**	**0**	**0**	**3,000**

Council District(s)

9

Project (26-00674) - This project provides funding for the development of a hike and bike trail within Council District 9.

EASTSIDE CLUBHOUSE (BOYS AND GIRLS CLUBS OF SAN ANTONIO)							
2022 GO PARKS & REC IMPROVEMENT BOND	557	3,167	7	0	0	0	3,731
Total	**557**	**3,167**	**7**	**0**	**0**	**0**	**3,731**

Council District(s)

2

Project (23-03978) - -- Complete a structural assessment and improvements within available funding.

EDWARDS AQUIFER PROTECTION PROGRAM							
PROP 1 - FY 2015 EDWARDS AQUIFER RECHARGE ZONE	7,513	372	41	0	0	0	7,926
Total	**7,513**	**372**	**41**	**0**	**0**	**0**	**7,926**

Council District(s)

CW

Project (26-00638) - This project provides funding for the acquisition of sensitive land over the Edwards Aquifer Recharge Zone as well as provides funding for low impact development projects.

EISENHOWER PARK							
2022 GO PARKS & REC IMPROVEMENT BOND	0	133	169	498	0	0	800
Total	**0**	**133**	**169**	**498**	**0**	**0**	**800**

Council District(s)

8

Project (23-03979) - -- Construct general park and rehabilitation improvements within available funding to the existing park and recent land acquisition areas which may include additional trails, a bicycle skills area, and a new playground.

FEATHER RIDGE PARK							
2022 GO PARKS & REC IMPROVEMENT BOND	0	156	87	0	0	0	243
Total	**0**	**156**	**87**	**0**	**0**	**0**	**243**

Council District(s)

10

Project (23-03980) - -- Construct general park and rehabilitation improvements within available funding.

FLORIDA STREET PARK							
2022 GO PARKS & REC IMPROVEMENT BOND	0	161	82	0	0	0	243
Total	**0**	**161**	**82**	**0**	**0**	**0**	**243**

Council District(s)

1

Project (23-03981) - -- Construct general park and rehabilitation improvements within available funding.

FUNCTION/PROGRAM/PROJ./REV./SCOPE	FY 2023	FY 2024	FY 2025	FY 2026	FY 2027	FY 2028	TOTAL
RECREATION & CULTURE							
PARKS							
FRENCH CREEK - (LEON CREEK GREENWAY TO NANI FALCONE PARK)							
PROP 2 - 2015 PARKS DEVELOPMENT AND EXPANSION VENUE	300	145	0	0	0	0	445
Total	**300**	**145**	**0**	**0**	**0**	**0**	**445**

Council District(s)

7

Project (26-00669) - This project provides funding for the development of a hike and bike trail project along French Creek from Leon Creek Greenway to Nani Falcone Park.

FRIEDRICH PARK							
2022 GO PARKS & REC IMPROVEMENT BOND	0	175	225	399	0	0	799
Total	**0**	**175**	**225**	**399**	**0**	**0**	**799**

Council District(s)

8

Project (23-03982) - -- Construct general park improvements within available funding which may include an expansion to the parking lot.

FRIESENHAHN PARK							
2022 GO PARKS & REC IMPROVEMENT BOND	0	133	169	498	0	0	800
Total	**0**	**133**	**169**	**498**	**0**	**0**	**800**

Council District(s)

10

Project (23-03983) - -- Construct general park improvements within available funding which may include improvements at the pond and parking lot expansion.

FT. SAM HOUSTON TRAIL (JOHN JAMES PARK TO JACK WHITE PARK)							
PROP 2 - 2015 PARKS DEVELOPMENT AND EXPANSION VENUE	800	1,000	3,126	0	0	0	4,926
Total	**800**	**1,000**	**3,126**	**0**	**0**	**0**	**4,926**

Council District(s)

2

Project (26-00612) - This project provides funding for purchasing land to design and construct hike & bike trails and associated amenities along Salado Creek through Ft. Sam Houston from John James Park to Jack White Park.

FY23 SCHEDULE MAINTENANCE FOR PARKS							
GENERAL FUND	2,000	3,000	0	0	0	0	5,000
Total	**2,000**	**3,000**	**0**	**0**	**0**	**0**	**5,000**

Council District(s)

CW

Project (26-00706) - "FY 2023 Schedule Maintenance for Parks This project provides one time supplemental funding for the FY 2023 Parks and Recreation scheduled maintenance program."

FUNCTION/PROGRAM/PROJ./REV./SCOPE	FY 2023	FY 2024	FY 2025	FY 2026	FY 2027	FY 2028	TOTAL
RECREATION & CULTURE							
PARKS							
GILBERT GARZA PARK							
2022 GO PARKS & REC IMPROVEMENT BOND	0	151	225	423	0	0	799
Total	**0**	**151**	**225**	**423**	**0**	**0**	**799**

Council District(s)

7

Project (23-03984) - -- Construct general park improvements within available funding in support of the Park's Master Plan which may include walking trail upgrades throughout the park, pedestrian bridge enhancements, and development of amenities east of the creek.

GOLD CANYON PARK							
2022 CERTIFICATES OF OBLIGATION	348	0	0	0	0	0	348
Total	**348**	**0**	**0**	**0**	**0**	**0**	**348**

Council District(s)

9

Project (23-03860) - Amendment - General park improvements which may include additional trail development and feature improvements.

GOLF COURSE IMPROVEMENTS							
UNISSUED SELF SUPPORTING CERTIFICATES OF OBLIGATION	4,000	0	4,000	0	4,000	0	12,000
Total	**4,000**	**0**	**4,000**	**0**	**4,000**	**0**	**12,000**

Council District(s)

CW

Project (26-00703) - MGA-SA Golf Course Improvements - This project will provide improvements to various city golf courses managed by MGA-SA to ensure their continured viabilities and usage for City residents.

GREATER LOVE MULTIGENERATIONAL AND RECREATION CENTER							
2022 GO PARKS & REC IMPROVEMENT BOND	491	0	0	0	0	0	491
Total	**491**	**0**	**0**	**0**	**0**	**0**	**491**

Council District(s)

2

Project (23-03985) - -- Construct Phase 2 facility improvements within available funding which may include the addition of a children's playground.

HARLANDALE PARK							
2022 GO PARKS & REC IMPROVEMENT BOND	0	108	111	530	0	0	749
Total	**0**	**108**	**111**	**530**	**0**	**0**	**749**

Council District(s)

3

Project (23-03986) - -- Construct general park improvements within available funding which may include playground shade enhancements, parking improvements, and pedestrian bridge enhancements.

FUNCTION/PROGRAM/PROJ./REV./SCOPE	FY 2023	FY 2024	FY 2025	FY 2026	FY 2027	FY 2028	TOTAL
RECREATION & CULTURE							
PARKS							
HAYS ST. BRIDGE PARK							
2022 TAX NOTES	3,151	249	0	0	0	0	3,400
Total	**3,151**	**249**	**0**	**0**	**0**	**0**	**3,400**

Council District(s)

2

Project (23-01865) - This project will provide funding for the design and development of a new park, the Berkley V. & Vincent M. Dawson Park, located adjacent to the Hays St. Bridge. This new park will feature site elements to include an entry plaza, signage highlighting historical information of the surrounding area, skate plazas, a playground, restrooms, lighting, new shade trees, picnic seating, and green space allowing for views of the bridge and downtown.

HEMISFAIR CIVIC PARK							
2016 CERTIFICATES OF OBLIGATION	0	9,248	0	0	0	0	9,248
2017 GO PARKS IMPROVEMENT BOND	14,000	0	0	0	0	0	14,000
TREE PRESERVATION FUND	147	462	0	0	0	0	609
Total	**14,147**	**9,710**	**0**	**0**	**0**	**0**	**23,857**

Council District(s)

CW 1

Project (23-01670) - This project provides funding for development of Hemisfair Civic Park. Improvements may include urban plazas, water features, promenades, open green spaces and courtyards.

HEMISFAIR CIVIC PARK 2022							
2022 GO PARKS & REC IMPROVEMENT BOND	1,276	7,442	9,279	0	0	0	17,997
Total	**1,276**	**7,442**	**9,279**	**0**	**0**	**0**	**17,997**

Council District(s)

REGIONAL

Project (23-03987) - -- Construct improvements within available funding in support of the Park's Master Plan which may include the Source Plaza, Zocalo and the Mural Plaza.

HEMISFAIR PARK PHASE 2							
2016 SELF SUPPORTING TAXABLE CERTIFICATES OF OBLIGATION	613	468	0	0	0	0	1,081
Total	**613**	**468**	**0**	**0**	**0**	**0**	**1,081**

Council District(s)

5

Project (23-03746) - This project provides funding for continuing the restoration of historic buildings, a civic park, landscaping, and other improvements. This project is based on the park's master plan.

HERITAGE NEIGHBORHOOD PARK							
2022 GO PARKS & REC IMPROVEMENT BOND	0	178	229	392	0	0	799
Total	**0**	**178**	**229**	**392**	**0**	**0**	**799**

Council District(s)

4

Project (23-03988) - -- Construct general park improvements within available funding which may include trail development, basketball court shade enhancements, lighting, and other improvements.

FUNCTION/PROGRAM/PROJ./REV./SCOPE	FY 2023	FY 2024	FY 2025	FY 2026	FY 2027	FY 2028	TOTAL
RECREATION & CULTURE							
PARKS							
JAPANESE TEA GARDEN INFRASTRUCTURE							
GENERAL FUND	225	0	0	0	0	0	225
Total	**225**	**0**	**0**	**0**	**0**	**0**	**225**

Council District(s)

1

Project (26-00702) - Infrastructure for new waterline to service the Japanese Tea Garden waterfall and future leveraged funding bathroom.

JUPE MANOR NEIGHBORHOOD PARK							
2022 GO PARKS & REC IMPROVEMENT BOND	0	107	142	250	0	0	499
Total	**0**	**107**	**142**	**250**	**0**	**0**	**499**

Council District(s)

3

Project (23-03989) - -- Construct general park improvements within available funding which may include shade enhancements, dog park, lighting, walking trail, parking expansion, and community garden.

LABOR STREET PARK							
2022 CERTIFICATES OF OBLIGATION	383	118	0	0	0	0	501
Total	**383**	**118**	**0**	**0**	**0**	**0**	**501**

Council District(s)

1

Project (23-03839) - Amendment - General park improvements and rehabilitation.

LADY BIRD JOHNSON PARK							
2022 GO PARKS & REC IMPROVEMENT BOND	0	197	249	552	251	0	1,249
Total	**0**	**197**	**249**	**552**	**251**	**0**	**1,249**

Council District(s)

10

Project (23-03990) - -- Construct general park improvements within available funding which may include shade enhancements and improved accessibility to recreational features.

LEE'S CREEK PARK							
2022 GO PARKS & REC IMPROVEMENT BOND	0	117	77	0	0	0	194
Total	**0**	**117**	**77**	**0**	**0**	**0**	**194**

Council District(s)

7

Project (23-03991) - -- Construct general park improvements within available funding which may include low impact development parking upgrades.

LEON CREEK (QUINTANA RD TO I-35)							
PROP 2 - 2015 PARKS DEVELOPMENT AND EXPANSION VENUE	250	1,500	2,500	0	0	0	4,250
Total	**250**	**1,500**	**2,500**	**0**	**0**	**0**	**4,250**

Council District(s)

4

Project (26-00665) - This project provides funding for the development of a hike and bike trail project along Leon Creek from Quintana Rd. to I-35.

FUNCTION/PROGRAM/PROJ./REV./SCOPE	FY 2023	FY 2024	FY 2025	FY 2026	FY 2027	FY 2028	TOTAL
RECREATION & CULTURE							
PARKS							
LEON CREEK (THE RIM TO RAYMOND RUSSELL PARK)							
PROP 2 - 2015 PARKS DEVELOPMENT AND EXPANSION VENUE	1,316	2,500	0	0	0	0	3,816
Total	**1,316**	**2,500**	**0**	**0**	**0**	**0**	**3,816**

Council District(s)

8

Project (26-00671) - This project provides funding for the development of a hike and bike trail project along Leon Creek from the Rim to Raymond Russell County Park.

LINEAR GREENWAY TRAILS							
2022 GO PARKS & REC IMPROVEMENT BOND	2,949	15,198	20,310	32,529	32,441	0	103,427
Total	**2,949**	**15,198**	**20,310**	**32,529**	**32,441**	**0**	**103,427**

Council District(s)

CW 1

Project (23-04053) - -- Acquire and preserve open space for the development of multi-use trails along San Antonio creekways, greenways and urban corridors within available funding.

LOCKWOOD AND DIGNOWITY PARKS 2017							
2017 GO PARKS IMPROVEMENT BOND	513	0	0	0	0	0	513
Total	**513**	**0**	**0**	**0**	**0**	**0**	**513**

Council District(s)

2

Project (23-01676) - This project will provide funding for general park rehabilitation and improvements which may include closure of Burnet Street and development of public plazas.

LOCKWOOD AND DIGNOWITY PARKS 2022							
2022 GO PARKS & REC IMPROVEMENT BOND	0	157	199	442	201	0	999
Total	**0**	**157**	**199**	**442**	**201**	**0**	**999**

Council District(s)

2

Project (23-03993) - -- Construct general park improvements within available funding in support of the Park's Master Plan, which may include development of a splash pad with shade enhancements.

MAIN PLAZA							
UNISSUED CERTIFICATES OF OBLIGATION	405	1,710	2,310	75	0	0	4,500
Total	**405**	**1,710**	**2,310**	**75**	**0**	**0**	**4,500**

Council District(s)

1

Project (23-04068) - Inspection, assessment and repair or replacement of all associated infrastructure to the interactive water features and pump rooms requires upgrade to industry standards and Texas Department of Health and Safety codes

MARTIN LUTHER KING PARK							
2017 GO PARKS IMPROVEMENT BOND	147	0	0	0	0	0	147
Total	**147**	**0**	**0**	**0**	**0**	**0**	**147**

Council District(s)

CW 2

Project (23-01677) - This project will provide funding for general park improvements and rehabilitation which may include park amenities, upgrade to park access and security lighting.

FUNCTION/PROGRAM/PROJ./REV./SCOPE	FY 2023	FY 2024	FY 2025	FY 2026	FY 2027	FY 2028	TOTAL
RECREATION & CULTURE							
PARKS							
MARTIN LUTHER KING PARK 2022							
2022 GO PARKS & REC IMPROVEMENT BOND	0	181	241	578	0	0	1,000
Total	**0**	**181**	**241**	**578**	**0**	**0**	**1,000**

Council District(s)

2

Project (23-03994) - -- Construct general park improvements within available funding in support of the Master Plan which may include shade enhancements at the basketball court and additional parking.

MAVERICK PARK							
2022 GO PARKS & REC IMPROVEMENT BOND	0	112	170	318	0	0	600
Total	**0**	**112**	**170**	**318**	**0**	**0**	**600**

Council District(s)

1

Project (23-03995) - -- Construct general park improvements within available funding which may include security lighting, a pavilion, playground, sidewalk renovations, the underground conversion of electrical services, planting trees, and pavilion rehabilitation.

MCALLISTER PARK							
2022 GO PARKS & REC IMPROVEMENT BOND	112	219	479	1,187	0	0	1,997
Total	**112**	**219**	**479**	**1,187**	**0**	**0**	**1,997**

Council District(s)

9 10

Project (23-03996) - -- Construct general park improvements within available funding to include mountain bike trails and rehabilitation of park features as applicable.

MEDINA RIVER NATURAL AREA							
2022 GO PARKS & REC IMPROVEMENT BOND	0	187	225	387	0	0	799
Total	**0**	**187**	**225**	**387**	**0**	**0**	**799**

Council District(s)

4

Project (23-03997) - -- Construct general park improvements within available funding which may include restroom improvements and parking lot expansion.

MILLERS POND PARK (COMMUNITY RECREATION CENTER)							
2022 GO PARKS & REC IMPROVEMENT BOND	0	133	169	498	0	0	800
Total	**0**	**133**	**169**	**498**	**0**	**0**	**800**

Council District(s)

4

Project (23-03998) - -- Construct general park improvements within available funding which may include restroom expansion and improvements, parking lot improvements and playground shade enhancements.

MITCHELL LAKE AUDUBON CENTER							
2022 GO PARKS & REC IMPROVEMENT BOND	320	1,325	2,992	1,356	0	0	5,993
Total	**320**	**1,325**	**2,992**	**1,356**	**0**	**0**	**5,993**

Council District(s)

CW 3

Project (23-03999) - -- Construct facility improvements and rehabilitation of the birding center within available funding.

FUNCTION/PROGRAM/PROJ./REV./SCOPE	FY 2023	FY 2024	FY 2025	FY 2026	FY 2027	FY 2028	TOTAL
RECREATION & CULTURE							
PARKS							
MONTERREY PARK							
2022 GO PARKS & REC IMPROVEMENT BOND	0	133	169	498	0	0	800
Total	**0**	**133**	**169**	**498**	**0**	**0**	**800**

Council District(s)
5

Project (23-04000) - -- Construct general park improvements within available funding which may include a splash pad and other recreational amenities.

NANI FALCONE PARK							
2022 GO PARKS & REC IMPROVEMENT BOND	0	124	158	467	0	0	749
Total	**0**	**124**	**158**	**467**	**0**	**0**	**749**

Council District(s)
7

Project (23-04001) - -- Construct general park improvements within available funding.

NEW BUCHSENSCHUTZ PARK							
2022 GO PARKS & REC IMPROVEMENT BOND	0	252	206	371	170	0	999
Total	**0**	**252**	**206**	**371**	**170**	**0**	**999**

Council District(s)
10

Project (23-04002) - -- Facilitate the development and construction of a new park which may include land acquisition and site amenities within available funding.

NEW DISTRICT 6 PARK (NEAR CIELO VISTA)							
2022 GO PARKS & REC IMPROVEMENT BOND	0	99	113	287	0	0	499
Total	**0**	**99**	**113**	**287**	**0**	**0**	**499**

Council District(s)
6

Project (23-04003) - -- Facilitate the development and construction of a new park near Cielo Vista roadway which may include parking, security lighting, trail, and other passive outdoor recreational development within available funding.

NEW MEDICAL CENTER AREA PARK							
2022 GO PARKS & REC IMPROVEMENT BOND	940	1,874	414	0	0	0	3,228
Total	**940**	**1,874**	**414**	**0**	**0**	**0**	**3,228**

Council District(s)
8

Project (23-04004) - -- Facilitate the development and construction of a new park which may include land acquisition, park connectivity and site amenities within available funding.

NEW PARK AT ORR DRIVE AND SUZETTE AVENUE							
2022 GO PARKS & REC IMPROVEMENT BOND	0	72	77	350	0	0	499
Total	**0**	**72**	**77**	**350**	**0**	**0**	**499**

Council District(s)
6

Project (23-04005) - -- Facilitate the development and construction a new pocket park in support of the Park's Master Plan within available funding.

FUNCTION/PROGRAM/PROJ./REV./SCOPE	FY 2023	FY 2024	FY 2025	FY 2026	FY 2027	FY 2028	TOTAL
RECREATION & CULTURE							
PARKS							
NEW PARKS AT NOPAL STREET AND SOUTH GEVERS STREET							
2022 GO PARKS & REC IMPROVEMENT BOND	0	175	225	399	0	0	799
Total	**0**	**175**	**225**	**399**	**0**	**0**	**799**

Council District(s)

3

Project (23-04006) - -- Facilitate the development and construction of two new potential parks in conjunction with storm drainage structures along Nopal Street and South Gevers Street which may include walking trails and site furnishings within available funding.

NEW REGIONAL PARK PHASE 1 (DISTRICT 6)							
2022 GO PARKS & REC IMPROVEMENT BOND	336	651	397	2,597	2,936	0	6,917
Total	**336**	**651**	**397**	**2,597**	**2,936**	**0**	**6,917**

Council District(s)

5

Project (23-04007) - -- Facilitate the development of a Master Plan of a new regional park located in Council District 6 and Phase I development which may include new recreational amenities such as a playground, walking trail, and active community spaces within available funding.

NEW REGIONAL PARK PHASE 1 AND NORMOYLE PARK EXPANSION (D5)							
2022 GO PARKS & REC IMPROVEMENT BOND	347	664	406	2,495	2,833	0	6,745
Total	**347**	**664**	**406**	**2,495**	**2,833**	**0**	**6,745**

Council District(s)

6

Project (23-04008) - -- Facilitate the development of a Master Plan for a new regional park located in Council District 5 and Phase I expansion which may include land acquisition, new recreational amenities, and active community spaces within available funding.

NORTH SAN ANTONIO HILLS PARK							
2022 GO PARKS & REC IMPROVEMENT BOND	0	125	70	0	0	0	195
Total	**0**	**125**	**70**	**0**	**0**	**0**	**195**

Council District(s)

6

Project (23-04009) - -- Construct general park and rehabilitation improvements within available funding.

O.P. SCHNABEL PARK							
2022 GO PARKS & REC IMPROVEMENT BOND	104	191	476	903	0	0	1,674
Total	**104**	**191**	**476**	**903**	**0**	**0**	**1,674**

Council District(s)

7

Project (23-04010) - -- Construct general park improvements within available funding which may include roadway improvements to expand access to park areas, bicycle park, and playground amenities.

FUNCTION/PROGRAM/PROJ./REV./SCOPE	FY 2023	FY 2024	FY 2025	FY 2026	FY 2027	FY 2028	TOTAL
RECREATION & CULTURE							
PARKS							
OLMOS BASIN PARK							
2022 GO PARKS & REC IMPROVEMENT BOND	55	141	245	543	265	0	1,249
Total	**55**	**141**	**245**	**543**	**265**	**0**	**1,249**

Council District(s)

1

Project (23-04011) - -- Construct general park improvements within available funding which may include the installation of a permanent restroom to service the walking trail area of the park and improvements of the Farmer's Market area.

PEARSALL PARK							
2022 GO PARKS & REC IMPROVEMENT BOND	116	222	460	1,101	0	0	1,899
Total	**116**	**222**	**460**	**1,101**	**0**	**0**	**1,899**

Council District(s)

4

Project (23-04012) - -- Construct general park improvements and development within available funding in support of the Park's Master Plan which may include lighting, shade enhancements, recreational improvements, and park connectivity.

PERRIN HOMESTEAD HISTORIC CENTER							
2017 GO PARKS IMPROVEMENT BOND	404	0	0	0	0	0	404
Total	**404**	**0**	**0**	**0**	**0**	**0**	**404**

Council District(s)

10

Project (23-01696) - This project provides funding for rehabilitation and adaptive reuse of the historic homestead and property owned by the City of San Antonio.

PICKLEBALL RECREATIONAL IMPROVEMENTS							
2022 GO PARKS & REC IMPROVEMENT BOND	83	150	298	666	302	0	1,499
Total	**83**	**150**	**298**	**666**	**302**	**0**	**1,499**

Council District(s)

CW 2

Project (23-04013) - -- Construct improvements at available City facilities within available funding to allow for pickleball.

PICKWELL PARK							
2022 GO PARKS & REC IMPROVEMENT BOND	0	82	112	305	0	0	499
Total	**0**	**82**	**112**	**305**	**0**	**0**	**499**

Council District(s)

3

Project (23-04014) - -- Construct general park improvements within available funding which may include the addition of shade enhancements and the rehabilitation of a sport court.

PIPER'S MEADOW PARK							
2022 GO PARKS & REC IMPROVEMENT BOND	0	69	70	360	0	0	499
Total	**0**	**69**	**70**	**360**	**0**	**0**	**499**

Council District(s)

6

Project (23-04015) - -- Construct general park improvements within available funding which may include lighting, signage, and other site amenities.

FUNCTION/PROGRAM/PROJ./REV./SCOPE	FY 2023	FY 2024	FY 2025	FY 2026	FY 2027	FY 2028	TOTAL
RECREATION & CULTURE							
PARKS							
PUBLIC ART (PARKS)							
2022 GO PARKS & REC IMPROVEMENT BOND	1,000	2,900	170	0	0	0	4,070
Total	**1,000**	**2,900**	**170**	**0**	**0**	**0**	**4,070**

Council District(s)

CW

Project (23-04016) - -- Provide for the construction, improvement and installation of public art that is accessible to the general public, within the city limits, related to projects in the proposition and in accordance with City Council adopted policies and procedures.

RENOVATION OF CREEKWAY PROJECT IMPROVEMENT							
PROP 2 - 2015 PARKS DEVELOPMENT AND EXPANSION VENUE	340	200	215	0	0	0	755
Total	**340**	**200**	**215**	**0**	**0**	**0**	**755**

Council District(s)

CW

Project (26-00611) - This project provides funding for replacing aged or damaged creekway hike & bike trail and associated improvements along San Antonio creekways.

ROSEDALE PARK							
2022 GO PARKS & REC IMPROVEMENT BOND	0	137	228	0	0	0	365
Total	**0**	**137**	**228**	**0**	**0**	**0**	**365**

Council District(s)

5

Project (23-04017) - -- Construct general park and rehabilitation improvements of existing facilities within available funding which may include trail improvements.

SALADO CREEK - PARK, LANDSCAPE AND URBAN							
PROP 2 - 2015 PARKS DEVELOPMENT AND EXPANSION VENUE	400	425	0	0	0	0	825
TREE PRESERVATION FUND	48	0	0	0	0	0	48
Total	**448**	**425**	**0**	**0**	**0**	**0**	**873**

Council District(s)

2

Project (26-00660) - This project provides funding for designing and building enhancements to the existing Salado Creek Greenway trail system within District 2.

SALADO CREEK (SE MILITARY TO MOUNT VIEJO)							
PROP 2 - 2015 PARKS DEVELOPMENT AND EXPANSION VENUE	1,246	0	0	0	0	0	1,246
TREE PRESERVATION FUND	300	0	0	0	0	0	300
Total	**1,546**	**0**	**0**	**0**	**0**	**0**	**1,546**

Council District(s)

3

Project (26-00663) - This project provides funding for the development of a hike and bike trail project along Salado Creek from SE Military to Mount Viejo.

FUNCTION/PROGRAM/PROJ./REV./SCOPE	FY 2023	FY 2024	FY 2025	FY 2026	FY 2027	FY 2028	TOTAL
RECREATION & CULTURE							
PARKS							
SALADO CREEK (SOUTHSIDE LIONS PARK TO SE MILITARY DRIVE)							
PROP 2 - 2015 PARKS DEVELOPMENT AND EXPANSION VENUE	350	0	0	0	0	0	350
Total	**350**	**0**	**0**	**0**	**0**	**0**	**350**

Council District(s)

3

Project (26-00616) - This project provides funding for purchasing land for the design and construction of hike & bike trails and associated amenities along Salado Creek from Southside Lions Park to Southeast Military Drive.

SAN ANTONIO BOTANICAL CENTER							
2022 GO PARKS & REC IMPROVEMENT BOND	393	2,101	0	0	0	0	2,494
Total	**393**	**2,101**	**0**	**0**	**0**	**0**	**2,494**

Council District(s)

CW 2

Project (23-04018) - Facilitate the construction of improvements which may include restoration of existing structures such as the Lucille Halsell Conservatory and Greenhouses.

SAN ANTONIO ZOO							
2022 GO PARKS & REC IMPROVEMENT BOND	2,416	5,671	1,896	0	0	0	9,983
Total	**2,416**	**5,671**	**1,896**	**0**	**0**	**0**	**9,983**

Council District(s)

1

Project (23-04019) - Facilitate the construction of general and rehabilitation improvements which may include a new visitor's entrance.

SAN PEDRO SPRINGS PARK							
2022 GO PARKS & REC IMPROVEMENT BOND	0	235	294	651	318	0	1,498
Total	**0**	**235**	**294**	**651**	**318**	**0**	**1,498**

Council District(s)

3

Project (23-04020) - -- Construct general park and rehabilitation improvements within available funding in support of the Park's Master Plan which may include rehabilitation of the historic grotto and historic acequia.

SOUTHSIDE LIONS PARK							
2022 GO PARKS & REC IMPROVEMENT BOND	0	238	316	695	0	0	1,249
Total	**0**	**238**	**316**	**695**	**0**	**0**	**1,249**

Council District(s)

3

Project (23-04021) - Construct general park improvements within available funding which may include a playground with shade enhancements, splash pad, lighting, and other recreational amenities.

SPRING TIME PARK							
2022 GO PARKS & REC IMPROVEMENT BOND	0	142	211	397	0	0	750
Total	**0**	**142**	**211**	**397**	**0**	**0**	**750**

Council District(s)

8

Project (23-04022) - -- Construct general park improvements within available funding which may include a splash pad.

FUNCTION/PROGRAM/PROJ./REV./SCOPE	FY 2023	FY 2024	FY 2025	FY 2026	FY 2027	FY 2028	TOTAL
RECREATION & CULTURE							
PARKS							
STINSON PARK (FIVE DIAMONDS LITTLE LEAGUE)							
2022 GO PARKS & REC IMPROVEMENT BOND	0	130	288	81	0	0	499
Total	**0**	**130**	**288**	**81**	**0**	**0**	**499**

Council District(s)

3

Project (23-04023) - -- Construct general park and rehabilitation improvements to the existing Sports Complex within available funding.

STINSON PARK/5 DIAMONDS LITTLE LEAGUE							
2022 CERTIFICATES OF OBLIGATION	347	0	0	0	0	0	347
Total	**347**	**0**	**0**	**0**	**0**	**0**	**347**

Council District(s)

3

Project (23-03845) - Amendment - General park improvements, rehabilitation and amenities.

STONE OAK PARK							
2022 GO PARKS & REC IMPROVEMENT BOND	0	142	211	397	0	0	750
Total	**0**	**142**	**211**	**397**	**0**	**0**	**750**

Council District(s)

9

Project (23-04024) - -- Construct general park improvements within available funding which may include trail rehabilitation and improvements.

THE ALAMO AREA PLAZA							
2017 GO PARKS IMPROVEMENT BOND	582	425	0	0	0	0	1,007
Total	**582**	**425**	**0**	**0**	**0**	**0**	**1,007**

Council District(s)

CW 1

Project (23-01711) - This project provides funding for construction of improvements within the Alamo Plaza area that facilitate the implementation of The Alamo Master Plan. Funds will be leveraged with the Texas General Land Office and private donations.

THE PUBLIC THEATER OF SAN ANTONIO (AT SAN PEDRO SPRINGS PARK)							
2022 GO PARKS & REC IMPROVEMENT BOND	0	152	221	627	0	0	1,000
Total	**0**	**152**	**221**	**627**	**0**	**0**	**1,000**

Council District(s)

1

Project (23-04025) - -- Facilitate the construction of general and rehabilitation improvements of the historic public theater located in San Pedro Springs Park within available funding.

TIMBER RIDGE PARK							
2022 GO PARKS & REC IMPROVEMENT BOND	0	72	77	350	0	0	499
Total	**0**	**72**	**77**	**350**	**0**	**0**	**499**

Council District(s)

6

Project (23-04026) - -- Construct general park improvements within available funding which may include a splash pad and other site amenities.

FUNCTION/PROGRAM/PROJ./REV./SCOPE	FY 2023	FY 2024	FY 2025	FY 2026	FY 2027	FY 2028	TOTAL
RECREATION & CULTURE							
PARKS							
TOM SLICK PARK							
2022 GO PARKS & REC IMPROVEMENT BOND	0	124	158	467	0	0	749
Total	**0**	**124**	**158**	**467**	**0**	**0**	**749**

Council District(s)

6

Project (23-04027) - -- Construct general park improvements within available funding which may include trail connections, lighting, and parking lot expansion.

TRAIL CONNECTIONS, PARKING AND OTHER ENHANCEMENTS							
PROP 2 - 2015 PARKS DEVELOPMENT AND EXPANSION VENUE	450	393	150	0	0	0	993
Total	**450**	**393**	**150**	**0**	**0**	**0**	**993**

Council District(s)

CW

Project (26-00675) - This project provides funding for trail connections, parking and other minor enhancements to existing hike and bike trail systems in various council districts.

UTSA ATHLETICS FACILITIES							
2022 GO PARKS & REC IMPROVEMENT BOND	965	3,200	826	0	0	0	4,991
Total	**965**	**3,200**	**826**	**0**	**0**	**0**	**4,991**

Council District(s)

REGIONAL

Project (23-04028) - -- Facilitate the construction of a new Women's and Men's Basketball and Women's Volleyball practice facility on UTSA main campus.

WALKER RANCH PARK							
2022 GO PARKS & REC IMPROVEMENT BOND	68	109	311	0	0	0	488
Total	**68**	**109**	**311**	**0**	**0**	**0**	**488**

Council District(s)

9

Project (23-04029) - -- Construct general park and rehabilitation improvements within available funding which may include park connectivity improvements .

WHEATLEY HEIGHTS SPORTS COMPLEX 2017							
2018 CERTIFICATES OF OBLIGATION	123	0	0	0	0	0	123
2019 CERTIFICATES OF OBLIGATION	28	0	0	0	0	0	28
Total	**151**	**0**	**0**	**0**	**0**	**0**	**151**

Council District(s)

2

Project (23-01715) - This project provides funding for renovations and improvements to include new locker rooms and other amenities.

WHEATLEY HEIGHTS SPORTS COMPLEX 2022							
2022 GO PARKS & REC IMPROVEMENT BOND	0	190	253	556	0	0	999
Total	**0**	**190**	**253**	**556**	**0**	**0**	**999**

Council District(s)

2

Project (23-04030) - -- Construct general and rehabilitation improvements to the existing Sports Complex within available funding.

FUNCTION/PROGRAM/PROJ./REV./SCOPE	FY 2023	FY 2024	FY 2025	FY 2026	FY 2027	FY 2028	TOTAL
RECREATION & CULTURE							
PARKS							
WOODLAWN LAKE PARK							
2022 GO PARKS & REC IMPROVEMENT BOND	113	221	484	1,200	0	0	2,018
Total	**113**	**221**	**484**	**1,200**	**0**	**0**	**2,018**

Council District(s)

7

Project (23-04031) - -- Construct general park and rehabilitation improvements within available funding which may include trail improvements, lighting, shade enhancements, and other amenities.

WORLD HERITAGE PARK & LAND ACQUISITION							
2017 GO PARKS IMPROVEMENT BOND	1,702	1,500	0	0	0	0	3,202
Total	**1,702**	**1,500**	**0**	**0**	**0**	**0**	**3,202**

Council District(s)

CW 3

Project (23-01717) - This project provides funding for general park improvements, land acquisition and rehabilitation which may include projects at Concepción and Stinson Parks.

TOTAL PARKS	**84,525**	**96,037**	**75,950**	**84,808**	**55,523**	**0**	**396,843**
TOTAL RECREATION & CULTURE	**99,204**	**108,776**	**84,096**	**108,086**	**65,925**	**0**	**466,087**
TRANSPORTATION							
AIR TRANSPORTATION							
AIRFIELD PACKAGE 6-7							
AIRPORT IMPROVEMENT PROGRAM GRANT	1,000	2,632	0	0	0	0	3,632
INTERIM AIRPORT FINANCING	495	0	0	0	0	0	495
Total	**1,495**	**2,632**	**0**	**0**	**0**	**0**	**4,127**

Council District(s)

CW

Project (33-00316) - Pkg 6: Taxiway R Rehab Phases 2 & 3. Constructs a new taxiway bypass to connect to TW RC to TW R. Install new FAA communications duct bank in order to remove the in- ground bridge. Pkg 7: Removes a bridge and MSW and constructs a new Taxiway R on grade.

AIRFIELD PMMP UPDATE-FY2022							
AIRPORT IMPROVEMENT & CONTINGENCY FUND	16	0	0	0	0	0	16
AIRPORT INFRASTRUCTURE GRANT	48	0	0	0	0	0	48
Total	**64**	**0**	**0**	**0**	**0**	**0**	**64**

Council District(s)

CW

Project (33-00317) - This project provides a Pavement Maintenance Management Program, which evaluates the pavement of runways and taxiways to determine the lifespan of the pavement. This is a FAA requirement to evaluate airfield pavement condition every three years. This plan will be used as a planning and programming tool for future capital development.

FUNCTION/PROGRAM/PROJ./REV./SCOPE	FY 2023	FY 2024	FY 2025	FY 2026	FY 2027	FY 2028	TOTAL
TRANSPORTATION							
AIR TRANSPORTATION							
AIRPORT DATA MANAGEMENT SYSTEM (ADMS)							
INTERIM AIRPORT FINANCING	1,857	0	0	0	0	0	1,857
Total	**1,857**	**0**	**0**	**0**	**0**	**0**	**1,857**

Council District(s)

CW

Project (33-00232) - Installs a new harmonized system for the storing, managing, and dissemination of data associated with the systems and applications that are used to support the Airport's operational or administrative functions. The operational database provides for data exchange and database that serves the limited needs of Resource Management System (RMS), Flight Information Display Systems (FIDS), and Common Use Passenger Processing System (CUPPS).

AIRPORT EVIDS							
INTERIM AIRPORT FINANCING	953	0	0	0	0	0	953
Total	**953**	**0**	**0**	**0**	**0**	**0**	**953**

Council District(s)

CW

Project (33-00059) - This project installs new MUFIDS monitors in Terminal B, and adds monitors in new locations throughout the campus. In addition, a new MUFIDS system will be installed, including electrical and infrastructure components.

AIRPORT LIGHTING CONTROL AND MONITORING SYSTEM							
INTERIM AIRPORT FINANCING	147	0	0	0	0	0	147
Total	**147**	**0**	**0**	**0**	**0**	**0**	**147**

Council District(s)

CW

Project (33-00099) - This project designs and installs a new Airport Lighting Control & Monitoring System.

AIRPORT PLANNING SERVICES							
INTERIM AIRPORT FINANCING	3,319	295	213	0	0	0	3,827
Total	**3,319**	**295**	**213**	**0**	**0**	**0**	**3,827**

Council District(s)

CW

Project (33-03336) - This project provides airfield, terminal, and landside on-call planning support services.

BAGGAGE HANDLING SYSTEM EXPANSION							
INTERIM AIRPORT FINANCING	3,808	19,554	22,636	6,874	0	0	52,872
Total	**3,808**	**19,554**	**22,636**	**6,874**	**0**	**0**	**52,872**

Council District(s)

CW

Project (33-03312) - This project develops an area to accommodate up to three in-line security processing lanes, Checked Baggage Inspection System (CBIS) room, mechanical support space, equipment (conveyors) electrical motor apparatus, distribution systems, and other critical devices and systems. The scope includes modifying of existing line and systems to meet the demand for a comprehensive complex passing all system test. The scope will include surveillance, access control, electrical notification, mechanical (HVAC), and IT infrastructure.

FUNCTION/PROGRAM/PROJ./REV./SCOPE	FY 2023	FY 2024	FY 2025	FY 2026	FY 2027	FY 2028	TOTAL
TRANSPORTATION							
AIR TRANSPORTATION							
BAGGAGE HANDLING UPGRADES (HIGH LEVEL CONTROLS)							
AIRPORT IMPROVEMENT & CONTINGENCY FUND	185	0	0	0	0	0	185
Total	**185**	**0**	**0**	**0**	**0**	**0**	**185**

Council District(s)

CW

Project (33-00333) - This project installs two redundant servers, Installing new workstations, Installing new PanelViews, Upgrading FactoryTalk HMI software, Installing Brock□s SmartSort High Level Controls software, Modifications for external interfaces (low level PLCs, BSMs, FIDS etc.), Electrical Installation, In-house software development testing and customer Factory Acceptance Test (FAT), Commissioning and operator training and Standby support.

CCTV/ACS SYSTEM REPLACEMENT							
INTERIM AIRPORT FINANCING	1,192	0	1,034	0	0	0	2,226
Total	**1,192**	**0**	**1,034**	**0**	**0**	**0**	**2,226**

Council District(s)

CW

Project (33-00250) - This project installs a new Access Control S system ("ACS") and Closed Circuit Television ("CCTV") system at SAT. The head end servers, software, field panels, and client workstations will be installed, as well as new cameras and door hardware.

COMPUTERIZED MAINTENANCE MANAGEMENT SYSTEM							
INTERIM AIRPORT FINANCING	2,060	0	0	0	0	0	2,060
Total	**2,060**	**0**	**0**	**0**	**0**	**0**	**2,060**

Council District(s)

CW

Project (33-00322) - This software enhances the tracking capabilities for critical assets for accurate reporting of maintenance and performance.

CONRAC UPGRADES							
CUSTOMER FACILITY CHARGE	1,915	542	0	0	0	0	2,457
Total	**1,915**	**542**	**0**	**0**	**0**	**0**	**2,457**

Council District(s)

CW

Project (33-03324) - This project resolves numerous structural and systems issues that need to be addressed to preserve customer service and safety for both passengers and stakeholders in the Consolidated Rental Car Facility.

DEMO AND RELOCATE ATC AND TRACON							
AIRPORT IMPROVEMENT & CONTINGENCY FUND	255	0	0	0	0	0	255
Total	**255**	**0**	**0**	**0**	**0**	**0**	**255**

Council District(s)

CW

Project (33-03319) - This project starts a Site confirmation planning study and environmental coordination to relocate the FAA Air Traffic Control Tower.

FUNCTION/PROGRAM/PROJ./REV./SCOPE	FY 2023	FY 2024	FY 2025	FY 2026	FY 2027	FY 2028	TOTAL
TRANSPORTATION							
AIR TRANSPORTATION							
EMERGENCY RESPONSE ROAD RECONSTRUCTION-PKG 4							
AIRPORT INFRASTRUCTURE GRANT	4,014	1,003	0	0	0	0	5,017
INTERIM AIRPORT FINANCING	1,338	334	0	0	0	0	1,672
Total	**5,352**	**1,337**	**0**	**0**	**0**	**0**	**6,689**

Council District(s)
CW

Project (33-00292) - This project constructs approximately 63,000 sq. ft. of new airfield perimeter road pavement per 2017 Perimeter Road Pavement Maintenance Management Plan.

EXECUTIVE PROGRAM MANAGER							
AIRPORT INFRASTRUCTURE GRANT	0	0	0	387	1,003	1,030	2,420
INTERIM AIRPORT FINANCING	902	1,263	1,316	934	334	343	5,092
Total	**902**	**1,263**	**1,316**	**1,321**	**1,337**	**1,373**	**7,512**

Council District(s)
CW

Project (33-00344) - This project includes program management support for the overall Terminal C program to support delivery of the program.

GIS REPOSITORY							
AIRPORT IMPROVEMENT & CONTINGENCY FUND	41	0	0	0	0	0	41
Total	**41**	**0**	**0**	**0**	**0**	**0**	**41**

Council District(s)
CW

Project (33-03338) - The San Antonio Airport System would like to migrate to a single repository utilizing GIS (Geographic Information Systems) as the platform to capture, store, update, and create maps and drawings for all airport property, facilities and infrastructure. SAAS has a desire to move in this same direction as the industry and establish GIS as the single platform for georeferenced and graphical information and data.

MASTER ARCHITECT							
INTERIM AIRPORT FINANCING	5,684	11,368	6,974	5,509	5,509	4,744	39,788
Total	**5,684**	**11,368**	**6,974**	**5,509**	**5,509**	**4,744**	**39,788**

Council District(s)
CW

Project (33-00346) - This project includes the program design oversight of a Master Architect to coordinate elements of the projects under the Terminal C program.

NETWORK EOL REPLACEMENT							
INTERIM AIRPORT FINANCING	2,260	1,980	1,980	2,700	0	0	8,920
Total	**2,260**	**1,980**	**1,980**	**2,700**	**0**	**0**	**8,920**

Council District(s)
CW

Project (33-03339) - This project will replace end of life technology such as data networks, storage, and server IT infrastructure for the San Antonio International Airport and Stinson Municipal Airport.

FUNCTION/PROGRAM/PROJ./REV./SCOPE	FY 2023	FY 2024	FY 2025	FY 2026	FY 2027	FY 2028	TOTAL
TRANSPORTATION							
AIR TRANSPORTATION							
OUTSIDE PLANT CAMPUS IT RING							
INTERIM AIRPORT FINANCING	368	331	2,732	4,303	0	0	7,734
Total	**368**	**331**	**2,732**	**4,303**	**0**	**0**	**7,734**

Council District(s)

CW

Project (33-00044) - This project will complete the Outside Plant Communication Ring around the San Antonio International Airport. This work will provide the connectivity to all remaining distribution nodes.

PASSENGER FLOW MANAGEMENT SYSTEM EXPANSION TO TB							
AIRPORT IMPROVEMENT & CONTINGENCY FUND	132	0	0	0	0	0	132
Total	**132**	**0**	**0**	**0**	**0**	**0**	**132**

Council District(s)

CW

Project (33-03314) - This project extends the Queue management system from Terminal A into Terminal B at the Terminal B check point.

PROGRAM MANAGEMENT SERVICES							
AIRPORT IMPROVEMENT & CONTINGENCY FUND	750	750	750	750	375	0	3,375
Total	**750**	**750**	**750**	**750**	**375**	**0**	**3,375**

Council District(s)

CW

Project (33-03335) - This project enables expertise in management, oversight and implementation of Airport projects ranging from capital planning through occupancy.

PROGRAM MANAGEMENT/CONSTRUCTION MANAGEMENT							
AIRPORT INFRASTRUCTURE GRANT	0	0	0	2,017	5,587	5,739	13,343
INTERIM AIRPORT FINANCING	3,365	7,067	7,358	7,368	1,862	1,913	28,933
Total	**3,365**	**7,067**	**7,358**	**9,385**	**7,449**	**7,652**	**42,276**

Council District(s)

CW

Project (33-00345) - This project includes extension of staff for additional Project Management support to deliver projects under the Terminal C program.

RECONSTRUCT & DECOUPLE RUNWAY 13R/31L							
AIRPORT INFRASTRUCTURE GRANT	5,064	0	0	0	0	0	5,064
INTERIM AIRPORT FINANCING	1,688	0	0	0	0	0	1,688
Total	**6,752**	**0**	**0**	**0**	**0**	**0**	**6,752**

Council District(s)

CW

Project (33-00342) - This project includes the reimburseable agreement required to initiate FAA involvement with the Runway 13R extension project to increase airfield safety.

FUNCTION/PROGRAM/PROJ./REV./SCOPE	FY 2023	FY 2024	FY 2025	FY 2026	FY 2027	FY 2028	TOTAL
TRANSPORTATION							
AIR TRANSPORTATION							
RECONSTRUCT KEEL SECTION OF RW 13R/31L							
AIRPORT IMPROVEMENT PROGRAM GRANT	2,000	1,425	0	0	0	0	3,425
Total	**2,000**	**1,425**	**0**	**0**	**0**	**0**	**3,425**

Council District(s)

CW

Project (33-03303) - This project completes the reconstruction of center panels of Runway 13R/31L with select reconstruction and rehabilitation of outboard panels and cross taxiway pavement within the Runway Safety Area. This includes the restriping of the runway.

REHABILITATE WEST CARGO FACILITIES							
INTERIM AIRPORT FINANCING	240	0	0	0	0	0	240
Total	**240**	**0**	**0**	**0**	**0**	**0**	**240**

Council District(s)

CW

Project (33-00075) - The project scope includes a new roof of the building, new exterior metal siding of building including soffits and fascia, security camera and cabling upgrades, new overhead and pedestrian doors, plumbing improvements (water and sewer), electrical installation, ADA access ramps to landside loading docks, and new interior CMU walls between tenant areas.

RELOCATE EMPLOYEE PARKING							
INTERIM AIRPORT FINANCING	495	156	82	0	0	0	733
Total	**495**	**156**	**82**	**0**	**0**	**0**	**733**

Council District(s)

CW

Project (33-00347) - This project includes the design of the relocation employee parking areas to accommodate Terminal C.

RELOCATION OF VEHICLE GATE 20							
AIRPORT INFRASTRUCTURE GRANT	1,044	1,096	0	0	0	0	2,140
INTERIM AIRPORT FINANCING	436	365	0	0	0	0	801
Total	**1,480**	**1,461**	**0**	**0**	**0**	**0**	**2,941**

Council District(s)

CW

Project (33-03322) - The project consists of the demolition of existing vehicle Gate 20 and construction of a new access-controlled gate on the south side of the airfield.

RON AIRCRAFT PARKING							
INTERIM AIRPORT FINANCING	513	287	201	106	0	0	1,107
Total	**513**	**287**	**201**	**106**	**0**	**0**	**1,107**

Council District(s)

CW

Project (33-00348) - This project includes the design of new RON parking positions that will be removed once construction begins on Terminal C.

FUNCTION/PROGRAM/PROJ./REV./SCOPE	FY 2023	FY 2024	FY 2025	FY 2026	FY 2027	FY 2028	TOTAL
TRANSPORTATION							
AIR TRANSPORTATION							
RTR-F							
INTERIM AIRPORT FINANCING	340	3,102	0	0	0	0	3,442
Total	**340**	**3,102**	**0**	**0**	**0**	**0**	**3,442**

Council District(s)

CW

Project (33-00341) - This project will include relocation of the existing Remote Transmitter Receiver (RTR) facility to accommodate future development opportunities on the northside of the Airport.

RUNWAY 13L/31R MILL & OVERLAY							
AIRPORT IMPROVEMENT PROGRAM GRANT	3,370	2,000	0	0	0	0	5,370
Total	**3,370**	**2,000**	**0**	**0**	**0**	**0**	**5,370**

Council District(s)

CW

Project (33-00336) - The project will mill and overlay Runway 13L and taxiway connectors in the runway safety area and re-stripe the runway. The millings from the runway will be placed on FAA access roads within the Airport Operations Area to provide all weather access to their facilities.

RUNWAY 13R-31L SAFETY ENHANCEMENTS							
AIRPORT INFRASTRUCTURE GRANT	2,525	0	0	0	0	0	2,525
INTERIM AIRPORT FINANCING	900	1,671	0	0	0	0	2,571
Total	**3,425**	**1,671**	**0**	**0**	**0**	**0**	**5,096**

Council District(s)

CW

Project (33-03305) - This project includes Runway 31L Extension (340 feet), Taxiway G Extension, Runway Safety Area. This project is a 340 ft. extension of Runway 31L to allow for the elimination of an existing runway intersection. The project includes a minimum of 340 ft extension and a standard 600 ft. Engineered Materials Arresting System (EMAS) bed assumed for the Runway Safety Area.

RW 4/22 CENTERLINE LIGHTING CIRCUIT REPLACEMENT							
AIRPORT INFRASTRUCTURE GRANT	380	0	0	0	0	0	380
INTERIM AIRPORT FINANCING	127	0	0	0	0	0	127
Total	**507**	**0**	**0**	**0**	**0**	**0**	**507**

Council District(s)

CW

Project (33-03307) - This project consists of the removal and replacement of two 31-year-old Runway Centerline Circuits and Transformers from the East Electrical vault home runs and safety area of Runway 4-22. These systems have exceeded their life span and are the oldest Airfield Lighting circuits we have in service on our Air Carrier Runways.

FUNCTION/PROGRAM/PROJ./REV./SCOPE	FY 2023	FY 2024	FY 2025	FY 2026	FY 2027	FY 2028	TOTAL
TRANSPORTATION							
AIR TRANSPORTATION							
SAT, AIRPORT DESIGN STANDARD MANUAL							
AIRPORT IMPROVEMENT & CONTINGENCY FUND	379	0	0	0	0	0	379
Total	**379**	**0**	**0**	**0**	**0**	**0**	**379**

Council District(s)

CW

Project (33-00286) - This project provides funding for a Design Standards Manual for the San Antonio Airport System. The goal is to establish a cohesive design standard to create consistency and efficiency between projects. The San Antonio Airport System (SAAS) currently does not have a Design Standard Criteria Manual (DSCM) for the Aviation Department, consultants, contractors, or tenants. The goal for developing and adopting a DSCM is to define uniform design and construction standards, code requirements, details, products, and practices for new construction, additions/alterations, renovations and improvement projects. This document would facilitate current and future proposals and disputes on types of material used, type of design and processes and procedures.

SKYPLACE ROAD RECONSTRUCTION							
AIRPORT INFRASTRUCTURE GRANT	492	3,422	1,258	0	0	0	5,172
INTERIM AIRPORT FINANCING	164	1,141	419	0	0	0	1,724
Total	**656**	**4,563**	**1,677**	**0**	**0**	**0**	**6,896**

Council District(s)

CW

Project (33-03321) - This Project consists of the reconstruction of Skyplace Blvd, from Nakoma Rd. to the tie in of the most recent reconstruction of Skyplace behind M7 aerospace hangar.

STINSON - AIRFIELD GENERATOR BLDG RECONSTRUCTION							
AIRPORT IMPROVEMENT & CONTINGENCY FUND	2,220	583	0	0	0	0	2,803
Total	**2,220**	**583**	**0**	**0**	**0**	**0**	**2,803**

Council District(s)

CW

Project (33-00287) - This project installs a new roof, wall, doors, and building footing of the Stinson airport airfield generator building. The electrical generator building failed around 2013, causing major cracks in the building wall. The building houses the airfield electrical regulators, fire suppression equipment, and the electrical generator. There is no way to get the electrical generator in/out of building if it needs to be replaced.

STINSON - BUILDING MODIFICATIONS-FY23							
STINSON REVOLVING FUND	50	0	0	0	0	0	50
TEXAS DEPARTMENT OF TRANSPORTATION	50	0	0	0	0	0	50
Total	**100**	**0**	**0**	**0**	**0**	**0**	**100**

Council District(s)

CW

Project (33-03327) - This project is led by the Texas Department of Transportation to administer the RAMP grant which provides for basic improvements to the Stinson Airport such as hangar enhancements, fencing, or other airside and landside needs.

FUNCTION/PROGRAM/PROJ./REV./SCOPE	FY 2023	FY 2024	FY 2025	FY 2026	FY 2027	FY 2028	TOTAL
TRANSPORTATION							
AIR TRANSPORTATION							
STINSON - BUILDING MODIFICATIONS-FY24							
STINSON REVOLVING FUND	0	50	0	0	0	0	50
TEXAS DEPARTMENT OF TRANSPORTATION	0	50	0	0	0	0	50
Total	**0**	**100**	**0**	**0**	**0**	**0**	**100**

Council District(s)

CW

Project (33-03328) - This project is led by the Texas Department of Transportation to administer the RAMP grant which provides for basic improvements to the Stinson Airport such as hangar enhancements, fencing, or other airside and landside needs.

STINSON - BUILDING MODIFICATIONS-FY25							
STINSON REVOLVING FUND	0	0	50	0	0	0	50
TEXAS DEPARTMENT OF TRANSPORTATION	0	0	50	0	0	0	50
Total	**0**	**0**	**100**	**0**	**0**	**0**	**100**

Council District(s)

CW

Project (33-03329) - This project is led by the Texas Department of Transportation to administer the RAMP grant which provides for basic improvements to the Stinson Airport such as hangar enhancements, fencing, or other airside and landside needs.

STINSON - BUILDING MODIFICATIONS-FY26							
STINSON REVOLVING FUND	0	0	0	50	0	0	50
TEXAS DEPARTMENT OF TRANSPORTATION	0	0	0	50	0	0	50
Total	**0**	**0**	**0**	**100**	**0**	**0**	**100**

Council District(s)

CW

Project (33-03330) - This project is led by the Texas Department of Transportation to administer the RAMP grant which provides for basic improvements to the Stinson Airport such as hangar enhancements, fencing, or other airside and landside needs.

STINSON - BUILDING MODIFICATIONS-FY27							
STINSON REVOLVING FUND	0	0	0	0	50	0	50
TEXAS DEPARTMENT OF TRANSPORTATION	0	0	0	0	50	0	50
Total	**0**	**0**	**0**	**0**	**100**	**0**	**100**

Council District(s)

CW

Project (33-03331) - This project is led by the Texas Department of Transportation to administer the RAMP grant which provides for basic improvements to the Stinson Airport such as hangar enhancements, fencing, or other airside and landside needs.

FUNCTION/PROGRAM/PROJ./REV./SCOPE	FY 2023	FY 2024	FY 2025	FY 2026	FY 2027	FY 2028	TOTAL
TRANSPORTATION							
AIR TRANSPORTATION							
STINSON - TAXIWAY DELTA							
STINSON REVOLVING FUND	50	0	501	0	0	0	551
TEXAS DEPARTMENT OF TRANSPORTATION	450	0	4,505	0	0	0	4,955
Total	**500**	**0**	**5,006**	**0**	**0**	**0**	**5,506**

Council District(s)

CW

Project (33-00334) - As identified during the master planning process, the centerline-to-centerline separation between Runway 09-27 and Taxiway D will be increased to 240 feet in order to bring Runway 09-27 in compliance with ARC B-II standards. This project will involve construction of new pavement, removal of existing pavement, and modification of the existing connector taxiways along Runway 09-27 to properly align with the relocated Taxiway D pavement.

STINSON - TERMINAL ROOF REPLACEMENT							
STINSON REVOLVING FUND	1,603	1,676	0	0	0	0	3,279
Total	**1,603**	**1,676**	**0**	**0**	**0**	**0**	**3,279**

Council District(s)

CW

Project (33-00091) - Install a new roof and second floor patio area in the Terminal Building of the Stinson Municipal Airport.

STINSON DRAINAGE PLAN							
AIRPORT IMPROVEMENT & CONTINGENCY FUND	210	0	0	0	0	0	210
Total	**210**	**0**	**0**	**0**	**0**	**0**	**210**

Council District(s)

CW

Project (33-00275) - This project provides a Drainage Master Plan for Stinson Airport. This plan will be used as a planning and programming tool for future capital development.

STINSON LAND ACQ. RW 14/32 RPZ							
STINSON REVOLVING FUND	150	0	0	0	0	0	150
TEXAS DEPARTMENT OF TRANSPORTATION	1,350	0	0	0	0	0	1,350
Total	**1,500**	**0**	**0**	**0**	**0**	**0**	**1,500**

Council District(s)

CW

Project (33-00272) - The project will include Environmental and archeological investigation to support land acquisition efforts, followed by land acquisition. This is a Texas Department of Transportation managed project.

STINSON-SSF 9/27 SEALANT							
STINSON REVOLVING FUND	1,511	0	0	0	0	0	1,511
Total	**1,511**	**0**	**0**	**0**	**0**	**0**	**1,511**

Council District(s)

CW

Project (33-00297) - This project installs Seal Coat and Airfield Pavement Marking to Runway 9/27 at Stinson Airport.

FUNCTION/PROGRAM/PROJ./REV./SCOPE	FY 2023	FY 2024	FY 2025	FY 2026	FY 2027	FY 2028	TOTAL
TRANSPORTATION							
AIR TRANSPORTATION							
TA-PHASE III-TA ROOF							
INTERIM AIRPORT FINANCING	2,873	0	0	0	0	0	2,873
Total	**2,873**	**0**	**0**	**0**	**0**	**0**	**2,873**

Council District(s)

CW

Project (33-00328) - This project installs a new barrel roof, installs a new flat roof on the concourses, and installs new barrel roof windows at Terminal A of the San Antonio International Airport (SAT).

TAXIWAY H RECONSTRUCTION							
AIRPORT IMPROVEMENT PROGRAM GRANT	161	0	0	0	0	0	161
INTERIM AIRPORT FINANCING	20	0	0	0	0	0	20
Total	**181**	**0**	**0**	**0**	**0**	**0**	**181**

Council District(s)

CW

Project (33-00094) - As identified during the master planning process, the centerline-to-centerline separation between Runway 09-27 and Taxiway D will be increased to 240 feet in order to bring Runway 09-27 in compliance with ARC B-II standards. This project will involve construction of new pavement, removal of existing pavement, and modification of the existing connector taxiways along Runway 09-27 to properly align with the relocated Taxiway D pavement.

TERMINAL A ELECTRICAL SYSTEM EXPANSION							
AIRPORT INFRASTRUCTURE GRANT	2,167	4,335	2,167	0	0	0	8,669
INTERIM AIRPORT FINANCING	542	1,084	542	0	0	0	2,168
Total	**2,709**	**5,419**	**2,709**	**0**	**0**	**0**	**10,837**

Council District(s)

CW

Project (33-00253) - Installation of new 4,000 amp Fuse Type Switch Boards with Breaker Type Switch Boards. Currently no space for any Electrical Connections to the Switch Board and there is no available room on the walls or floor space to add any Electrical and meet the NEC Code. This project will install new Switch Boards to new Breaker Type Boards, thus allowing room to expand with new Breakers for future projects.

TERMINAL A GATE EXPANSION							
INTERIM AIRPORT FINANCING	1,875	0	0	0	0	0	1,875
Total	**1,875**	**0**	**0**	**0**	**0**	**0**	**1,875**

Council District(s)

CW

Project (33-00296) - The project constructs a new airline Gate A16 and passenger boarding bridge in Terminal A, including adjustment to adjacent aircraft parking positions, relocation of the GSE service road and associated terminal improvement to activate gate A16. Additionally, a new Passenger Boarding Bridge (PBB) at A9 is included.

TERMINAL A GROUND LOADING FACILITY							
AIRPORT PASSENGER FACILITY CHARGE	1,612	21,049	2,339	0	0	0	25,000
Total	**1,612**	**21,049**	**2,339**	**0**	**0**	**0**	**25,000**

Council District(s)

CW

Project (33-00340) - Project includes 3 new ground loading gates to provide additional gate capacity during the design and construction of Terminal C.

FUNCTION/PROGRAM/PROJ./REV./SCOPE	FY 2023	FY 2024	FY 2025	FY 2026	FY 2027	FY 2028	TOTAL
TRANSPORTATION							
AIR TRANSPORTATION							
TERMINAL A NEW IDF ROOM							
INTERIM AIRPORT FINANCING	546	435	1,193	1,253	0	0	3,427
Total	**546**	**435**	**1,193**	**1,253**	**0**	**0**	**3,427**

Council District(s)

CW

Project (33-00331) - This project will construct a new communications room located on the nonsecure side of the ticketing lobby. This project will install new horizontal cabling routed to new communications rooms, and decommissions legacy communications rooms.

TERMINAL B EXPANSION							
INTERIM AIRPORT FINANCING	4,147	2,000	0	0	0	0	6,147
Total	**4,147**	**2,000**	**0**	**0**	**0**	**0**	**6,147**

Council District(s)

CW

Project (33-00295) - This project installs new boilers, constructs new airline gates B9 & B10 and passenger boarding bridge in Terminal B, an additional passenger screening lane at the security screening checkpoint (SSCP), additional concessions and airline lounge space at the central marketplace, and additional office space at the ramp level.

TERMINAL DEVELOPMENT PROGRAM ENVIRONMENT							
INTERIM AIRPORT FINANCING	1,858	0	0	0	0	0	1,858
Total	**1,858**	**0**	**0**	**0**	**0**	**0**	**1,858**

Council District(s)

CW

Project (33-00343) - This project includes federal National Environmental Policy Act (NEPA) documentation required for the Terminal C program.

UNIT 1902 ARFF VEHICLE R3 REPLACEMENT							
AIRPORT INFRASTRUCTURE GRANT	0	1,474	0	0	0	0	1,474
Total	**0**	**1,474**	**0**	**0**	**0**	**0**	**1,474**

Council District(s)

CW

Project (33-00294) - This project procures a new 3000 gallon Aircraft Rescue Fire Fighting (ARFF) Vehicle. The ARFF vehicles are a federal requirement mandated for SAT to maintain the ARFF index of C (based on the largest aircraft size utilizing SAT) as prescribed by Federal Aviation Regulation Part 139, the Airport Certification Manual, and the Airport Emergency Plan.

WEST APRON TAXILANE RECONSTRUCTION							
AIRPORT INFRASTRUCTURE GRANT	2,717	0	0	0	0	0	2,717
INTERIM AIRPORT FINANCING	906	0	0	0	0	0	906
Total	**3,623**	**0**	**0**	**0**	**0**	**0**	**3,623**

Council District(s)

CW

Project (33-00339) - This project will include replacement of a portion of failing apron pavement on the west apron taxilane. New pavement will consist of new concrete cement pavement.

TOTAL AIR TRANSPORTATION	**83,329**	**94,520**	**58,300**	**32,301**	**14,770**	**13,769**	**296,989**

FUNCTION/PROGRAM/PROJ./REV./SCOPE	FY 2023	FY 2024	FY 2025	FY 2026	FY 2027	FY 2028	TOTAL
TRANSPORTATION							
STREETS							
ABE LINCOLN SHARED USE PATH							
GENERAL FUND	420	246	234	0	0	0	900
Total	**420**	**246**	**234**	**0**	**0**	**0**	**900**

Council District(s)

7 8

Project (23-04065) - Abe Lincoln (Horn to Eckert : Construction of 2-way bike path in residential area using available ROW on east side of road. Install connecting Bike Lane on Spring Time/Horn.

ALAMO (COMMERCE TO CESAR CHAVEZ)							
2007 GO DRAINAGE IMPROVEMENT BOND	1,636	0	0	0	0	0	1,636
Total	**1,636**	**0**	**0**	**0**	**0**	**0**	**1,636**

Council District(s)

1

Project (40-00263) - This project provides funding for streets and drainage improvements associated with Hemisfair Park. Alamo and Cesar Chavez will be a complete streets and low impact development project.

ATD FY 2022 BIKE FACILITIES							
ADVANCED TRANSPORTATION DISTRICT	500	500	0	0	0	0	1,000
Total	**500**	**500**	**0**	**0**	**0**	**0**	**1,000**

Council District(s)

CW

Project (46-00005) - This project provides funding for the planning, design and construction of bike facilities; educational awareness about bicycle transportation alternatives and bicycle safety; and bicycle studies for SA Tomorrow activity centers and neighborhood area plans.

ATD FY 2022 BIKE NETWORK PLAN 10-YEAR UPDATE							
ADVANCED TRANSPORTATION DISTRICT	1,000	1,600	100	0	0	0	2,700
Total	**1,000**	**1,600**	**100**	**0**	**0**	**0**	**2,700**

Council District(s)

CW

Project (46-00007) - This project provides funding for a comprehensive update of the 2011 Bicycle Master Plan including strategies to implement SA Tomorrow Guiding Principles as they relate to bike master planning; existing and future conditions assessment and inventory of bicycle facilities; public engagement; development of bicycle and trailway design guidelines and typologies; cost estimates for future infrastructure; and a phased implementation plan.

ATD FY 2023 AUDIBLE PEDS							
ADVANCED TRANSPORTATION DISTRICT	170	0	0	0	0	0	170
Total	**170**	**0**	**0**	**0**	**0**	**0**	**170**

Council District(s)

CW

Project (23-04074) - This project provides funding for voice indication for improved safety of sight-impaired pedestrians at crosswalks. Audibly indicates location of activation button and when the desired crossing has been given a green signal. Installs seven Audible Peds.

FUNCTION/PROGRAM/PROJ./REV./SCOPE	FY 2023	FY 2024	FY 2025	FY 2026	FY 2027	FY 2028	TOTAL
TRANSPORTATION							
STREETS							
ATD FY 2023 BIKE FACILITIES							
ADVANCED TRANSPORTATION DISTRICT	1,000	0	0	0	0	0	1,000
Total	**1,000**	**0**	**0**	**0**	**0**	**0**	**1,000**

Council District(s)
CW

Project (46-00009) - This project provides funding for the planning, design, and construction of bike facility projects.

ATD FY 2023 INTELLIGENT TRAFFIC SYSTEM							
ADVANCED TRANSPORTATION DISTRICT	600	0	0	0	0	0	600
Total	**600**	**0**	**0**	**0**	**0**	**0**	**600**

Council District(s)
CW

Project (23-04073) - Annual maintenance of KITS Central Traffic Management System and to perform traffic signal studies related to weather and event management.

ATD FY 2023 ITSD TRAFFIC SIGNAL COMMUNICATIONS							
ADVANCED TRANSPORTATION DISTRICT	700	0	0	0	0	0	700
Total	**700**	**0**	**0**	**0**	**0**	**0**	**700**

Council District(s)
CW

Project (23-04072) - This project provides funding for upgrades to Traffic Signal Communications System hardware.

ATD FY 2023 SIDEWALKS							
ADVANCED TRANSPORTATION DISTRICT	9,250	3,250	0	0	0	0	12,500
GENERAL FUND	0	6,000	0	0	0	0	6,000
Total	**9,250**	**9,250**	**0**	**0**	**0**	**0**	**18,500**

Council District(s)
CW

Project (23-04071) - This project provides funding for the construction of sidewalks where there are gaps in sidewalk coverage.

BABCOCK ROAD (WEST HAUSMAN TO UTSA BOULEVARD)							
2022 GO STREETS IMPROVEMENT BOND	484	1,068	727	3,150	4,560	0	9,989
Total	**484**	**1,068**	**727**	**3,150**	**4,560**	**0**	**9,989**

Council District(s)
8

Project (23-03865) - -- Construct roadway improvements to include sidewalks, curbs, driveway approaches, and other improvements as applicable and within available funding.

BRAUN ROAD SIDEWALKS (TEZEL ROAD TO NORTHWEST LOOP 1604)							
2022 GO STREETS IMPROVEMENT BOND	234	389	371	1,225	775	0	2,994
Total	**234**	**389**	**371**	**1,225**	**775**	**0**	**2,994**

Council District(s)
7

Project (23-03866) - -- Construct a shared-use path on the northside of Braun Road from Tezel Road to Northwest Loop 1604 within available funding.

FUNCTION/PROGRAM/PROJ./REV./SCOPE	FY 2023	FY 2024	FY 2025	FY 2026	FY 2027	FY 2028	TOTAL
TRANSPORTATION							
STREETS							
BROADWAY STREET CORRIDOR (EAST HOUSTON STREET TO EAST HILDEBRAND AVENUE)							
2017 GO STREET IMPROVEMENT BOND	6,138	14,596	6,000	0	0	0	26,734
TAX INCREMENT REINVESTMENT ZONE (TIRZ)	0	24,500	18,500	0	0	0	43,000
TREE CANOPY FUND	0	965	0	0	0	0	965
Total	**6,138**	**40,061**	**24,500**	**0**	**0**	**0**	**70,699**

Council District(s)

CW

Project (23-01561) - This project provides funding to reconstruct Broadway from E. Houston to E. Hildebrand with curbs, sidewalks, driveway approaches, trees, bicycle amenities, lighting, drainage, and traffic improvements as appropriate and within available funds. City funding will leverage state and federal funding.

BULVERDE ROAD (GREEN SPRING DRIVE TO REDLAND ROAD)							
2022 GO STREETS IMPROVEMENT BOND	977	760	3,140	3,918	4,206	0	13,001
Total	**977**	**760**	**3,140**	**3,918**	**4,206**	**0**	**13,001**

Council District(s)

10

Project (23-03867) - -- Construct roadway improvements to include sidewalks, curbs, driveway approaches, drainage, bicycle facilities, and other improvements as applicable and within available funding. This is a multi-phased project.

BULVERDE ROAD PHASE 1 (BUTTERLEIGH DRIVE TO NORTH OF QUIET MEADOW STREET)							
2017 GO STREET IMPROVEMENT BOND	2,710	5,011	1,000	0	0	0	8,721
Total	**2,710**	**5,011**	**1,000**	**0**	**0**	**0**	**8,721**

Council District(s)

10

Project (23-01565) - This project provides funding to reconstruct and widen Bulverde Road with curbs, sidewalks, driveway approaches, traffic signal and drainage improvements, as appropriate and within available funding. This is a continuation of Bexar County's Street and Drainage Improvements Project to realign Jung Road to Quiet Meadow.

BYNUM AVE PH2 (WEST MAYFIELD BLVD TO WEST GERALD AVE)							
2022 GO STREETS IMPROVEMENT BOND	1,221	2,417	1,312	0	0	0	4,950
Total	**1,221**	**2,417**	**1,312**	**0**	**0**	**0**	**4,950**

Council District(s)

4

Project (23-03868) - -- Construct roadway improvements to include sidewalks, curbs, driveway approaches, bicycle facilities, drainage, traffic improvements, and other improvements as applicable and within available funding. This is a multi-phased project.

FUNCTION/PROGRAM/PROJ./REV./SCOPE	FY 2023	FY 2024	FY 2025	FY 2026	FY 2027	FY 2028	TOTAL
TRANSPORTATION							
STREETS							
BYNUM AVENUE (WEST GERALD AVENUE TO SOUTHWEST MILITARY DRIVE)							
2017 GO STREET IMPROVEMENT BOND	725	0	0	0	0	0	725
Total	**725**	**0**	**0**	**0**	**0**	**0**	**725**

Council District(s)

4

Project (23-01566) - Reconstruct Bynum from W. Gerald to S.W. Military with curbs, sidewalks, driveway approaches, drainage and other improvements as appropriate and within available funding.

CAMARON STREET (WEST HOUSTON STREET TO FOX TECH HIGH SCHOOL)							
2017 GO STREET IMPROVEMENT BOND	1,500	0	0	0	0	0	1,500
TREE PRESERVATION FUND	197	0	0	0	0	0	197
Total	**1,697**	**0**	**0**	**0**	**0**	**0**	**1,697**

Council District(s)

CW 1

Project (23-01567) - This project provides funding for development of pedestrian corridor improvements on Camaron and Kingsbury from W. Houston to Flores near Fox Tech High School.

CD5 SIDEWALKS							
2022 CERTIFICATES OF OBLIGATION	450	0	0	0	0	0	450
Total	**450**	**0**	**0**	**0**	**0**	**0**	**450**

Council District(s)

5

Project (23-03850) - Amendment - Construction of sidewalks for pedestrian mobility and safety in council district 5.

CD7 MOBILITY IMPROVEMENTS							
2022 CERTIFICATES OF OBLIGATION	445	0	0	0	0	0	445
Total	**445**	**0**	**0**	**0**	**0**	**0**	**445**

Council District(s)

7

Project (23-03853) - Amendment - Construct pedestrian mobility projects.

CITYWIDE BICYCLE FACILITIES							
2022 GO STREETS IMPROVEMENT BOND	426	1,082	2,182	2,144	4,156	0	9,990
Total	**426**	**1,082**	**2,182**	**2,144**	**4,156**	**0**	**9,990**

Council District(s)

CW

Project (23-03869) - -- Construct bicycle and associated multi-modal improvement projects citywide as applicable and within available funding.

FUNCTION/PROGRAM/PROJ./REV./SCOPE	FY 2023	FY 2024	FY 2025	FY 2026	FY 2027	FY 2028	TOTAL
TRANSPORTATION							
STREETS							
CITYWIDE BRIDGE IMPROVEMENTS							
2022 GO STREETS IMPROVEMENT BOND	188	133	170	320	343	0	1,154
STATE AND LOCAL FISCAL RECOVERY FUNDS	619	438	560	1,054	1,129	0	3,800
Total	**807**	**571**	**730**	**1,374**	**1,472**	**0**	**4,954**

Council District(s)

CW

Project (23-03870) - -- Improve and rehabilitate existing deficient and deteriorated bridge structures and/or build new bridges within City Limits within available funding.

CITYWIDE BRIDGE PROGRAM							
2012 GO STREET IMPROVEMENT BOND	698	0	0	0	0	0	698
Total	**698**	**0**	**0**	**0**	**0**	**0**	**698**

Council District(s)

CW

Project (40-00294) - This project provides funding to replace existing deficient and deteriorated bridges and/or build new bridges within the City limits. City will pay costs associated with larger hydraulic capacity, right of way acquisition, utility adjustments, environmental due diligence and construction beyond each bridge. This project may include acquisition of necessary right of way.

CITYWIDE THREE HISTORICAL BRIDGE REHABS							
2022 TAX NOTES	320	0	0	0	0	0	320
Total	**320**	**0**	**0**	**0**	**0**	**0**	**320**

Council District(s)

CW

Project (23-01858) - Structural improvements to the Augusta, Crockett and S. Presa bridges. Improvements include replacing and reinforcing cracked and misaligned steel structure plates to extend the structural life of these historic bridges and allow vehicular, pedestrian and bicyclist safe use to continue. Bridge improvements will be completed as directed by the Texas Department of Transportation professional engineer's recommendation to ensure the safety of the traveling public.

CLASSEN ROAD (CLASSEN SPUR TO KNOLLCREEK DRIVE)							
2022 GO STREETS IMPROVEMENT BOND	708	1,377	895	2,889	4,117	0	9,986
Total	**708**	**1,377**	**895**	**2,889**	**4,117**	**0**	**9,986**

Council District(s)

10

Project (23-03871) - -- Construct roadway improvements to include sidewalks, curbs, driveway approaches, drainage, bicycle facilities, and other improvements as applicable and within available funding.

COMMERCE STREET (FRIO STREET TO SANTA ROSA STREET)							
2017 GO STREET IMPROVEMENT BOND	2,000	6,914	1,579	0	0	0	10,493
TREE PRESERVATION FUND	399	266	0	0	0	0	665
Total	**2,399**	**7,180**	**1,579**	**0**	**0**	**0**	**11,158**

Council District(s)

CW 1

Project (23-01569) - This project provides funding to reconstruct Commerce from Santa Rosa to Frio. Includes pedestrian amenities, and streetscape improvements as appropriate and within available funding. This is a continuation of the 2012 Bond Program project.

FUNCTION/PROGRAM/PROJ./REV./SCOPE	FY 2023	FY 2024	FY 2025	FY 2026	FY 2027	FY 2028	TOTAL
TRANSPORTATION							
STREETS							
COMMERCE STREET (ST. MARY'S STREET TO SANTA ROSA STREET)							
2017 GO STREET IMPROVEMENT BOND	3,668	0	0	0	0	0	3,668
TREE CANOPY FUND	600	0	0	0	0	0	600
Total	**4,268**	**0**	**0**	**0**	**0**	**0**	**4,268**

Council District(s)

CW 1

Project (23-01568) - This project provides funding to reconstruct Commerce Street from St. Mary☐s to Santa Rosa. Includes wayfinding signage, pedestrian amenities, trees, and streetscape improvements as appropriate and within available funding. These funds will supplement the 2012 Bond Program project.

COUNCIL DISTRICT 2 INFRASTRUCTURE IMPROVEMENTS							
2019 CERTIFICATES OF OBLIGATION	347	0	0	0	0	0	347
Total	**347**	**0**	**0**	**0**	**0**	**0**	**347**

Council District(s)

2

Project (23-03774) - This project will support infrastructure improvements throughout Council District 2.

COVEL ROAD (RAY ELLISON BOULEVARD TO OLD PEARSALL ROAD)							
2022 GO STREETS IMPROVEMENT BOND	269	1,318	1,637	3,164	3,602	0	9,990
Total	**269**	**1,318**	**1,637**	**3,164**	**3,602**	**0**	**9,990**

Council District(s)

4

Project (23-03872) - -- Construct roadway improvements to include driveway approaches, drainage, and other improvements as applicable and within available funding.

CULEBRA PARK (AREA STREETS)							
2022 GO STREETS IMPROVEMENT BOND	292	932	1,205	2,260	2,305	0	6,994
Total	**292**	**932**	**1,205**	**2,260**	**2,305**	**0**	**6,994**

Council District(s)

7

Project (23-03873) - -- Construct area roadways to include sidewalks, curbs, driveway approaches, drainage, and other improvements as applicable and within available funding.

CULEBRA ROAD (IH-10 TO CALLAGHAN ROAD)							
2022 GO STREETS IMPROVEMENT BOND	710	1,618	1,270	5,682	8,700	0	17,980
Total	**710**	**1,618**	**1,270**	**5,682**	**8,700**	**0**	**17,980**

Council District(s)

1 5

Project (23-03874) - -- Construct pedestrian safety improvements to include roadway, sidewalks, curbs, driveways approaches, bicycle facilities, and other improvements as applicable and within available funding.

FUNCTION/PROGRAM/PROJ./REV./SCOPE	FY 2023	FY 2024	FY 2025	FY 2026	FY 2027	FY 2028	TOTAL
TRANSPORTATION							
STREETS							
D9 TRAFFIC AND MOBILITY IMPROVEMENTS (HARDY OAK & STONE OAK AREA)							
2022 GO STREETS IMPROVEMENT BOND	319	651	472	1,459	2,094	0	4,995
Total	**319**	**651**	**472**	**1,459**	**2,094**	**0**	**4,995**

Council District(s)
9

Project (23-03896) - -- Construct intersection improvements at Stone Oak Parkway at Evans Road and Hardy Oak, and other Stone Oak area intersections to include turn lanes, curbs, sidewalks, driveway approaches, drainage, and traffic improvements as applicable and within available funding.

DISTRICT 1 F-STREETS RECONSTRUCTION							
2022 GO STREETS IMPROVEMENT BOND	675	1,700	2,250	3,500	3,370	0	11,495
Total	**675**	**1,700**	**2,250**	**3,500**	**3,370**	**0**	**11,495**

Council District(s)
1

Project (23-03875) - -- Construct roadway improvements to include sidewalks, curbs, driveway approaches, and other improvements as applicable and within available funding.

DISTRICT 1 PEDESTRIAN MOBILITY							
2022 GO STREETS IMPROVEMENT BOND	179	250	335	151	83	0	998
Total	**179**	**250**	**335**	**151**	**83**	**0**	**998**

Council District(s)
1

Project (23-03876) - -- Construct pedestrian mobility improvement projects as applicable and within available funding.

DISTRICT 1 PEDESTRIAN MOBILITY & STREETS							
2017 GO STREET IMPROVEMENT BOND	1,678	399	0	0	0	0	2,077
Total	**1,678**	**399**	**0**	**0**	**0**	**0**	**2,077**

Council District(s)
1

Project (23-01571) - This project provides funding to construct pedestrian mobility and street improvement projects.

DISTRICT 10 F-STREETS RECONSTRUCTION							
2022 GO STREETS IMPROVEMENT BOND	675	1,700	2,250	3,500	3,616	0	11,741
Total	**675**	**1,700**	**2,250**	**3,500**	**3,616**	**0**	**11,741**

Council District(s)
10

Project (23-03897) - -- Construct roadway improvements to include sidewalks, curbs, driveway approaches, and other improvements as applicable and within available funding.

FUNCTION/PROGRAM/PROJ./REV./SCOPE	FY 2023	FY 2024	FY 2025	FY 2026	FY 2027	FY 2028	TOTAL
TRANSPORTATION							
STREETS							
DISTRICT 10 INFRASTRUCTURE IMPROVEMENTS							
GENERAL FUND	69	91	0	0	0	0	160
UNISSUED TAX NOTES	1,000	0	0	0	0	0	1,000
Total	**1,069**	**91**	**0**	**0**	**0**	**0**	**1,160**

Council District(s)

10

Project (23-04100) - General improvements for the design and/or construction of streets, drainage, and other capital improvements on City facilities that meet the eligibility requirements.

DISTRICT 10 PEDESTRIAN MOBILITY							
2022 GO STREETS IMPROVEMENT BOND	179	250	335	151	83	0	998
Total	**179**	**250**	**335**	**151**	**83**	**0**	**998**

Council District(s)

10

Project (23-03898) - -- Construct pedestrian mobility improvement projects as applicable and within available funding.

DISTRICT 2 F-STREETS RECONSTRUCTION							
2022 GO STREETS IMPROVEMENT BOND	675	1,700	2,500	4,000	3,105	0	11,980
Total	**675**	**1,700**	**2,500**	**4,000**	**3,105**	**0**	**11,980**

Council District(s)

2

Project (23-03877) - -- Construct roadway improvements to include sidewalks, curbs, driveway approaches, and other improvements as applicable and within available funding.

DISTRICT 2 PEDESTRIAN MOBILITY							
2022 GO STREETS IMPROVEMENT BOND	179	250	335	151	83	0	998
Total	**179**	**250**	**335**	**151**	**83**	**0**	**998**

Council District(s)

2

Project (23-03878) - Construct pedestrian mobility improvement projects as applicable and within available funding.

DISTRICT 3 F-STREETS RECONSTRUCTION							
2022 GO STREETS IMPROVEMENT BOND	675	1,700	2,250	3,500	3,087	0	11,212
Total	**675**	**1,700**	**2,250**	**3,500**	**3,087**	**0**	**11,212**

Council District(s)

3

Project (23-03879) - Construct roadway improvements to include sidewalks, curbs, driveway approaches, and other improvements as applicable and within available funding.

DISTRICT 3 INFRASTRUCTURE IMPROVEMENTS							
UNISSUED TAX NOTES	1,000	0	0	0	0	0	1,000
Total	**1,000**	**0**	**0**	**0**	**0**	**0**	**1,000**

Council District(s)

3

Project (23-04091) - General improvements for the design and/or construction of streets, drainage, and other capital improvements on City facilities that meet the eligibility requirements.

FUNCTION/PROGRAM/PROJ./REV./SCOPE	FY 2023	FY 2024	FY 2025	FY 2026	FY 2027	FY 2028	TOTAL
TRANSPORTATION							
STREETS							
DISTRICT 3 PEDESTRIAN MOBILITY							
2022 GO STREETS IMPROVEMENT BOND	179	250	335	151	83	0	998
Total	**179**	**250**	**335**	**151**	**83**	**0**	**998**

Council District(s)
3

Project (23-03880) - Construct pedestrian mobility improvement projects as applicable and within available funding.

DISTRICT 4 F-STREETS RECONSTRUCTION							
2022 GO STREETS IMPROVEMENT BOND	525	1,100	2,000	3,000	3,084	0	9,709
Total	**525**	**1,100**	**2,000**	**3,000**	**3,084**	**0**	**9,709**

Council District(s)
4

Project (23-03881) - -- Construct roadway improvements to include sidewalks, curbs, driveway approaches, and other improvements as applicable and within available funding.

DISTRICT 4 PEDESTRIAN MOBILITY							
2022 GO STREETS IMPROVEMENT BOND	179	250	335	151	83	0	998
UNISSUED TAX NOTES	650	0	0	0	0	0	650
Total	**829**	**250**	**335**	**151**	**83**	**0**	**1,648**

Council District(s)
4

Project (23-04093) - Construct pedestrian mobility projects which may include new sidewalks, pedestrian crossings, ramps and other associated pedestrian improvements.

DISTRICT 5 F-STREETS RECONSTRUCTION							
2022 GO STREETS IMPROVEMENT BOND	675	1,700	2,000	3,000	3,145	0	10,520
Total	**675**	**1,700**	**2,000**	**3,000**	**3,145**	**0**	**10,520**

Council District(s)
5

Project (23-03883) - Construct roadway improvements to include sidewalks, curbs, driveway approaches, and other improvements as applicable and within available funding.

DISTRICT 5 PED MOBILITY & AREA ST IMPV							
UNISSUED TAX NOTES	650	0	0	0	0	0	650
Total	**650**	**0**	**0**	**0**	**0**	**0**	**650**

Council District(s)
5

Project (23-04094) - Construct pedestrian mobility projects which may include new sidewalks, pedestrian crossings, ramps and other associated pedestrian enhancements within available funding located near Rosedale Park, and at the intersections of Quintana and W. Southcross and Brazos Street and Frio City Road.

DISTRICT 5 PEDESTRIAN MOBILITY							
2022 GO STREETS IMPROVEMENT BOND	367	750	985	641	253	0	2,996
Total	**367**	**750**	**985**	**641**	**253**	**0**	**2,996**

Council District(s)
5

Project (23-03884) - Construct pedestrian mobility improvement projects as applicable and within available funding.

FUNCTION/PROGRAM/PROJ./REV./SCOPE	FY 2023	FY 2024	FY 2025	FY 2026	FY 2027	FY 2028	TOTAL
TRANSPORTATION							
STREETS							
DISTRICT 6 F-STREETS RECONSTRUCTION							
2022 GO STREETS IMPROVEMENT BOND	525	1,100	1,750	2,500	3,043	0	8,918
Total	**525**	**1,100**	**1,750**	**2,500**	**3,043**	**0**	**8,918**

Council District(s)
6

Project (23-03885) - Construct roadway improvements to include sidewalks, curbs, driveway approaches, and other improvements as applicable and within available funding.

DISTRICT 6 INFRASTRUCTURE IMPROVEMENTS							
UNISSUED TAX NOTES	1,000	0	0	0	0	0	1,000
Total	**1,000**	**0**	**0**	**0**	**0**	**0**	**1,000**

Council District(s)
6

Project (23-04096) - General improvements for the design and/or construction of streets, drainage, and other capital improvements on City facilities that meet the eligibility requirements.

DISTRICT 6 INTERSECTION IMPROVEMENTS							
2022 GO STREETS IMPROVEMENT BOND	268	566	387	1,567	2,208	0	4,996
Total	**268**	**566**	**387**	**1,567**	**2,208**	**0**	**4,996**

Council District(s)
6 4

Project (23-03886) - -- Construct intersection improvements in Council District 6 to include roadway widening and traffic signal upgrades as applicable and within available funding.

DISTRICT 6 PEDESTRIAN MOBILITY							
2022 GO STREETS IMPROVEMENT BOND	179	250	335	151	83	0	998
Total	**179**	**250**	**335**	**151**	**83**	**0**	**998**

Council District(s)
6

Project (23-03887) - Construct pedestrian mobility improvement projects as applicable and within available funding.

DISTRICT 6 PEDESTRIAN MOBILITY & STREETS							
2017 GO STREET IMPROVEMENT BOND	477	0	0	0	0	0	477
Total	**477**	**0**	**0**	**0**	**0**	**0**	**477**

Council District(s)
6

Project (23-01576) - This project provides funding to construct pedestrian mobility and street improvement projects.

DISTRICT 7 F-STREETS RECONSTRUCTION							
2022 GO STREETS IMPROVEMENT BOND	525	1,100	2,000	3,000	3,316	0	9,941
Total	**525**	**1,100**	**2,000**	**3,000**	**3,316**	**0**	**9,941**

Council District(s)
7

Project (23-03888) - Construct roadway improvements to include sidewalks, curbs, driveway approaches, and other improvements as applicable and within available funding.

FUNCTION/PROGRAM/PROJ./REV./SCOPE	FY 2023	FY 2024	FY 2025	FY 2026	FY 2027	FY 2028	TOTAL
TRANSPORTATION							
STREETS							
DISTRICT 7 NEIGHBORHOOD SIDEWALK IMPROVEMENTS							
2022 GO STREETS IMPROVEMENT BOND	513	1,572	1,944	4,703	7,253	0	15,985
Total	**513**	**1,572**	**1,944**	**4,703**	**7,253**	**0**	**15,985**

Council District(s)

7 1

Project (23-03889) - Construct sidewalk improvements including curbs and driveway approaches as applicable and within available funding.

DISTRICT 7 PEDESTRIAN MOBILITY							
2022 GO STREETS IMPROVEMENT BOND	179	250	335	151	83	0	998
Total	**179**	**250**	**335**	**151**	**83**	**0**	**998**

Council District(s)

7

Project (23-03890) - Construct pedestrian mobility improvement projects as applicable and within available funding.

DISTRICT 7 ST. CLOUD IMPROVEMENTS							
UNISSUED TAX NOTES	1,000	0	0	0	0	0	1,000
Total	**1,000**	**0**	**0**	**0**	**0**	**0**	**1,000**

Council District(s)

7

Project (23-04097) - Construct infrastructure improvements on St. Cloud (Bandera Road to Babcock Road) to include roadway rehabilitation/reprofiling, sidewalks, and other pedestrian amenities and enhancements.

DISTRICT 8 F-STREETS RECONSTRUCTION							
2022 GO STREETS IMPROVEMENT BOND	525	1,100	1,500	2,000	2,515	0	7,640
Total	**525**	**1,100**	**1,500**	**2,000**	**2,515**	**0**	**7,640**

Council District(s)

8

Project (23-03891) - Construct roadway improvements to include sidewalks, curbs, driveway approaches, and other improvements as applicable and within available funding.

DISTRICT 8 PEDESTRIAN MOBILITY							
2022 GO STREETS IMPROVEMENT BOND	179	250	335	151	83	0	998
UNISSUED TAX NOTES	1,000	0	0	0	0	0	1,000
Total	**1,179**	**250**	**335**	**151**	**83**	**0**	**1,998**

Council District(s)

8

Project (23-04098) - Construct pedestrian mobility projects which may include new sidewalks, pedestrian crossings, ramps and other associated pedestrian enhancements within available funding on Orsinger Lane, Donroe Place, Tupelo Lane and Kyle Seale Parkway.

DISTRICT 9 F-STREETS RECONSTRUCTION							
2022 GO STREETS IMPROVEMENT BOND	525	1,100	1,500	2,000	2,219	0	7,344
Total	**525**	**1,100**	**1,500**	**2,000**	**2,219**	**0**	**7,344**

Council District(s)

9

Project (23-03893) - Construct roadway improvements to include sidewalks, curbs, driveway approaches, and other improvements as applicable and within available funding.

FUNCTION/PROGRAM/PROJ./REV./SCOPE	FY 2023	FY 2024	FY 2025	FY 2026	FY 2027	FY 2028	TOTAL
TRANSPORTATION							
STREETS							
DISTRICT 9 INFRASTRUCTURE IMPROVEMENTS							
UNISSUED TAX NOTES	1,000	0	0	0	0	0	1,000
Total	**1,000**	**0**	**0**	**0**	**0**	**0**	**1,000**

Council District(s)
9

Project (23-04099) - General improvements for the design and/or construction of streets, drainage, and other capital improvements on City facilities that meet the eligibility requirements.

DISTRICT 9 PEDESTRIAN MOBILITY							
2022 GO STREETS IMPROVEMENT BOND	179	250	335	151	83	0	998
Total	**179**	**250**	**335**	**151**	**83**	**0**	**998**

Council District(s)
9

Project (23-03894) - Construct pedestrian mobility improvement projects as applicable and within available funding.

DISTRICT 9 TRAFFIC & MOBILITY IMPROVEMENTS (BITTERS RD AREA)							
2022 GO STREETS IMPROVEMENT BOND	274	546	400	1,147	1,629	0	3,996
Total	**274**	**546**	**400**	**1,147**	**1,629**	**0**	**3,996**

Council District(s)
9

Project (23-03895) - -- Construct intersection improvements at Bitters Road at Ashton Village Drive - Cutter Green Drive and Bitters Road at Inwood Cove Drive and Rogers Wood to include turn lanes, curbs, sidewalks, driveway approaches, drainage, and traffic improvements as applicable and within available funding.

DOLOROSA STREET RECON (FLORES TO LEON)							
2020 TAX NOTES	153	75	0	0	0	0	228
2021 TAX NOTES	500	0	0	0	0	0	500
TAX INCREMENT REINVESTMENT ZONE (TIRZ)	5,000	15,000	2,000	0	0	0	22,000
Total	**5,653**	**15,075**	**2,000**	**0**	**0**	**0**	**22,728**

Council District(s)
1

Project (23-03763) - Design and construction of Dolorosa to include pedestrian amenities and streetscape improvements. The additional TIRZ dollars pays for construction.

DORSEY DRIVE (MOURSUND BOULEVARD TO GARNETT AVENUE)							
2022 GO STREETS IMPROVEMENT BOND	195	785	971	1,898	1,146	0	4,995
Total	**195**	**785**	**971**	**1,898**	**1,146**	**0**	**4,995**

Council District(s)
3

Project (23-03899) - -- Construct roadway improvements to include sidewalks, curbs, driveway approaches, drainage and other improvements as applicable and within available funding.

FUNCTION/PROGRAM/PROJ./REV./SCOPE	FY 2023	FY 2024	FY 2025	FY 2026	FY 2027	FY 2028	TOTAL
TRANSPORTATION							
STREETS							
EASTSIDE AREA STREETS							
2022 GO STREETS IMPROVEMENT BOND	434	838	504	2,037	3,029	0	6,842
Total	**434**	**838**	**504**	**2,037**	**3,029**	**0**	**6,842**

Council District(s)

2

Project (23-03900) - -- Construct area roadway improvements to include bicycle facilities, sidewalks, lighting, streetscape for multimodal connections to eastside parks, and other improvements as applicable and within available funding. Roadways may include: McCullough Avenue, Brooklyn Avenue, Burnet Street, 9th Street, 10th Street and Burleson Street.

ENRIQUE M. BARRERA PARKWAY PHASE 1 (OLD HWY 90 AREA)							
2017 GO STREET IMPROVEMENT BOND	566	0	0	0	0	0	566
Total	**566**	**0**	**0**	**0**	**0**	**0**	**566**

Council District(s)

6

Project (23-01579) - This project provides funding to improve Enrique M. Barrera Parkway corridor with street, drainage and sidewalk improvements as appropriate and within available funding.

EVANS ROAD PHASE 1 (EAST ELM CREEK TO MASONWOOD)							
2022 GO STREETS IMPROVEMENT BOND	480	981	1,611	2,718	3,050	0	8,840
Total	**480**	**981**	**1,611**	**2,718**	**3,050**	**0**	**8,840**

Council District(s)

9

Project (23-03901) - -- Construct roadway improvements to include sidewalks, curbs, driveway approaches, drainage, and other improvements as applicable and within available funding.

FLOYD CURL DRIVE (HUEBNER ROAD TO CHARLES KATZ)							
2022 GO STREETS IMPROVEMENT BOND	1,170	2,285	4,085	4,450	0	0	11,990
Total	**1,170**	**2,285**	**4,085**	**4,450**	**0**	**0**	**11,990**

Council District(s)

REGIONAL

Project (23-03902) - -- Construct roadway improvements to include curbs, driveway approaches, drainage, and other improvements as applicable and within available funding.

FREDERICKSBURG ROAD (NORTH FLORES STREET TO WEST WOODLAWN AVENUE)							
2017 GO STREET IMPROVEMENT BOND	1,547	0	0	0	0	0	1,547
Total	**1,547**	**0**	**0**	**0**	**0**	**0**	**1,547**

Council District(s)

CW 1

Project (23-01582) - This project provides funding to construct corridor improvements on Fredericksburg from Flores to Woodlawn. Includes drainage, pedestrian amenities and enhancements as appropriate and within available funding.

FUNCTION/PROGRAM/PROJ./REV./SCOPE	FY 2023	FY 2024	FY 2025	FY 2026	FY 2027	FY 2028	TOTAL
TRANSPORTATION							
STREETS							
F-STREET RECONSTRUCTION							
STATE AND LOCAL FISCAL RECOVERY FUNDS	10,000	0	0	0	0	0	10,000
Total	**10,000**	**0**	**0**	**0**	**0**	**0**	**10,000**

Council District(s)
CW

Project (23-04087) - -- Construct roadway improvements to include sidewalks, curbs, driveway approaches, and other improvements as applicable and within available funding.

FY 2021 VISION ZERO							
GENERAL FUND	900	0	0	0	0	0	900
Total	**900**	**0**	**0**	**0**	**0**	**0**	**900**

Council District(s)
CW

Project (46-00001) - This project will provide public outreach, public safety infrastructure improvements, and engineering studies of high crash corridors and intersections for future improvements.

FY 2022 NON SERVICE ALLEY INVENTORY							
RIGHT OF WAY FUND	448	0	0	0	0	0	448
Total	**448**	**0**	**0**	**0**	**0**	**0**	**448**

Council District(s)
CW

Project (23-03813) - One-time funding for a city-wide non-service alley ROW inventory assessment to verify ownership, utility use and condition, resulting in a maintenance plan in partnership with utility companies and property owners.

FY 2022 SCHOOL PEDESTRIAN SAFETY							
GENERAL FUND	102	0	0	0	0	0	102
Total	**102**	**0**	**0**	**0**	**0**	**0**	**102**

Council District(s)
CW

Project (23-03834) - This project provides funding for the installation or maintenance of School Zone Markings, School Zone Signs, School Zone Flashers, and installation of new School Zone Flashers across San Antonio.

FY 2022 TRAFFIC CALMING							
GENERAL FUND	644	0	0	0	0	0	644
Total	**644**	**0**	**0**	**0**	**0**	**0**	**644**

Council District(s)
CW

Project (23-03835) - This project will provide funding to implement a comprehensive Traffic Calming Program including planning, design, and construction of traffic calming projects.

FY 2022 VISION ZERO							
GENERAL FUND	675	225	0	0	0	0	900
Total	**675**	**225**	**0**	**0**	**0**	**0**	**900**

Council District(s)
CW

Project (46-00006) - This project provides funding for public outreach, public safety infrastructure improvements, and engineering studies of high crash corridors and intersections for future improvements.

FUNCTION/PROGRAM/PROJ./REV./SCOPE	FY 2023	FY 2024	FY 2025	FY 2026	FY 2027	FY 2028	TOTAL
TRANSPORTATION							
STREETS							
FY 2023 SCHOOL PEDESTRIAN SAFETY							
GENERAL FUND	1,000	0	0	0	0	0	1,000
Total	**1,000**	**0**	**0**	**0**	**0**	**0**	**1,000**

Council District(s)

CW

Project (23-04079) - This project provides funding for the installation or maintenance of School Zone Markings, School Zone Signs, School Zone Flashers, and installation of new School Zone Flashers across San Antonio.

FY 2023 TRAFFIC CALMING							
GENERAL FUND	1,000	0	0	0	0	0	1,000
Total	**1,000**	**0**	**0**	**0**	**0**	**0**	**1,000**

Council District(s)

CW

Project (23-04080) - This project will provide funding to implement a comprehensive Traffic Calming Program including planning, design, and construction of traffic calming projects.

FY 2023 VISION ZERO							
GENERAL FUND	1,000	0	0	0	0	0	1,000
Total	**1,000**	**0**	**0**	**0**	**0**	**0**	**1,000**

Council District(s)

CW

Project (46-00010) - This project will provide public outreach, public safety infrastructure improvements, and engineering studies of high crash corridors and intersections for future improvements.

FY 2023 WARRANTED SIGNALS							
UNISSUED CERTIFICATES OF OBLIGATION	2,760	0	0	0	0	0	2,760
Total	**2,760**	**0**	**0**	**0**	**0**	**0**	**2,760**

Council District(s)

CW

Project (23-04084) - Construction of 6 signals warranted in FY 2021 and designed in FY 2022 and the design of 4 signals warranted in FY 2022.

GARDENDALE STREET (WURZBACH ROAD TO BLUEMEL ROAD)							
2022 GO STREETS IMPROVEMENT BOND	171	341	228	922	1,335	0	2,997
Total	**171**	**341**	**228**	**922**	**1,335**	**0**	**2,997**

Council District(s)

8

Project (23-03903) - -- Construct roadway improvements to include sidewalks, curbs, driveway approaches, drainage and other improvements as applicable and within available funding.

GOLIAD ROAD (FAIR AVENUE TO EAST SOUTHCROSS BOULEVARD)							
2017 GO STREET IMPROVEMENT BOND	2,988	0	0	0	0	0	2,988
Total	**2,988**	**0**	**0**	**0**	**0**	**0**	**2,988**

Council District(s)

3

Project (23-01583) - This project provides funding to reconstruct Goliad from Fair to Southcross with curbs, sidewalks, driveway approaches, drainage and other improvements as appropriate and within available funding.

FUNCTION/PROGRAM/PROJ./REV./SCOPE	FY 2023	FY 2024	FY 2025	FY 2026	FY 2027	FY 2028	TOTAL
TRANSPORTATION							
STREETS							
HAMILTON WOLF CYCLE TRACK							
2012 GO STREET IMPROVEMENT BOND-A	823	872	0	0	0	0	1,695
Total	**823**	**872**	**0**	**0**	**0**	**0**	**1,695**

Council District(s)

CW

Project (23-01836) - This project provides funding for the city match for the Congestion Mitigation and Air Quality program for the Hamilton Wolf Cycle Track.

HARRY WURZBACH (AUSTIN HWY IMPROVEMENT)							
2022 TAX NOTES	1,831	0	0	0	0	0	1,831
Total	**1,831**	**0**	**0**	**0**	**0**	**0**	**1,831**

Council District(s)

2 10

Project (40-00464) - This project provides funding for improvements to the entrance and exit ramps from Harry Wurzbach to Austin Highway, to include improvements to roadway, bridge, retaining walls, sidewalks, utilities, pavement markings, signage, traffic signals and storm drainage. This project will receive a contribution from TXDOT for $11.7M

HARRY WURZBACH RD /AUSTIN HWY CONNECTORS							
2017 GO STREET IMPROVEMENT BOND	1,857	0	0	0	0	0	1,857
Total	**1,857**	**0**	**0**	**0**	**0**	**0**	**1,857**

Council District(s)

10

Project (23-01586) - This project provides funding to construct two traffic ramps at Harry Wurzbach/Austin Highway. Project design and initial construction was funded through the City of San Antonio and Texas Department of Transportation.

HAYS STREET BRIDGE STRUCTURAL REPAIRS							
GENERAL FUND	600	0	0	0	0	0	600
Total	**600**	**0**	**0**	**0**	**0**	**0**	**600**

Council District(s)

2

Project (23-04070) - This project provides funding for structural repairs to Hays St Bridge

HEATH ROAD/GRISSOM ROAD INTERSECTION							
2017 GO STREET IMPROVEMENT BOND	108	0	0	0	0	0	108
Total	**108**	**0**	**0**	**0**	**0**	**0**	**108**

Council District(s)

6

Project (23-01587) - This project provides funding to reconstruct and widen Heath to accommodate turning at the intersection of Grissom. Includes curbs, sidewalks, driveway approaches and traffic signals as appropriate and within available funding.

FUNCTION/PROGRAM/PROJ./REV./SCOPE	FY 2023	FY 2024	FY 2025	FY 2026	FY 2027	FY 2028	TOTAL
TRANSPORTATION							
STREETS							
HEMISFAIR AREA STREET REDEVELOPMENT							
2012 GO STREET IMPROVEMENT BOND	225	0	0	0	0	0	225
Total	**225**	**0**	**0**	**0**	**0**	**0**	**225**

Council District(s)

CW

Project (40-00421) - This project provides funding to construct and reconfigure Dakota Street, North Street, South Street, Tower of the Americas Way, Indianola Street, Matagorda Street, Santa Clara Place, and Water Street within the HemisFair Park area to include bicycle and pedestrian connectivity as appropriate. This project may include acquisition of necessary right of way.

HEMISFAIR BOULEVARD PHASE 3							
2022 GO STREETS IMPROVEMENT BOND	370	789	650	2,903	4,282	0	8,994
Total	**370**	**789**	**650**	**2,903**	**4,282**	**0**	**8,994**

Council District(s)

REGIONAL

Project (23-03904) - -- Construct roadway improvements to include sidewalks, curbs, driveway approaches, drainage, and other improvements as applicable and within available funding. This is a multi-phased project.

HEMISFAIR PARK STREETS PHASE 2							
2012 GO STREET IMPROVEMENT BOND	0	152	0	0	0	0	152
2017 GO STREET IMPROVEMENT BOND	2,076	1,361	0	0	0	0	3,437
Total	**2,076**	**1,513**	**0**	**0**	**0**	**0**	**3,589**

Council District(s)

CW 1

Project (23-01588) - This project provides funding to reconstruct Hemisfair internal streets to include but not limited to Hemisfair Boulevard. This is a continuation of 2012 Bond Program projects.

JONES MALTSBERGER RD (AUTRY POND RD - REDLAND RD) DESIGN ONLY							
2022 GO STREETS IMPROVEMENT BOND	173	817	0	0	0	0	990
Total	**173**	**817**	**0**	**0**	**0**	**0**	**990**

Council District(s)

10

Project (23-03905) - -- Complete preliminary project development which may include schematic design and plans for roadway and associated improvements as applicable and within available funding.

LONE STAR BOULEVARD (AREA STREETS)							
2017 GO STREET IMPROVEMENT BOND	1,826	2,017	0	0	0	0	3,843
Total	**1,826**	**2,017**	**0**	**0**	**0**	**0**	**3,843**

Council District(s)

CW 5

Project (23-01592) - This project provides funding to reconstruct and widen Lone Star Boulevard. Includes pedestrian and bicycle facilities amenities as well as intersection improvements as appropriate and within available funding.

FUNCTION/PROGRAM/PROJ./REV./SCOPE	FY 2023	FY 2024	FY 2025	FY 2026	FY 2027	FY 2028	TOTAL
TRANSPORTATION							
STREETS							
MARBACH ROAD AREA STREETS (LOOP 410 TO HORAL DRIVE)							
2022 GO STREETS IMPROVEMENT BOND	935	1,699	1,293	4,182	5,875	1,000	14,984
Total	**935**	**1,699**	**1,293**	**4,182**	**5,875**	**1,000**	**14,984**

Council District(s)

4 6

Project (23-03906) - -- Construct roadway improvements to include sidewalks, curbs, driveway approaches, drainage, and other improvements as applicable and within available funding.

MARKET ST CYCLE TRACK (MKT - IH35 - IH37)							
GENERAL FUND	544	696	248	402	0	0	1,890
Total	**544**	**696**	**248**	**402**	**0**	**0**	**1,890**

Council District(s)

1

Project (23-04062) - Construct 2 way Cycle track.

MID BLOCK CROSSINGS - VISION ZERO							
GENERAL FUND	1,390	0	0	0	0	0	1,390
UNISSUED CERTIFICATES OF OBLIGATION	0	3,760	0	0	0	0	3,760
Total	**1,390**	**3,760**	**0**	**0**	**0**	**0**	**5,150**

Council District(s)

CW

Project (46-00008) - This project provides funding for the design and construction of 26 mid-block crossings across nine council districts to address severe pedestrian injury areas. These streets include Zarzamora (Cincinnati to Guadalupe), Culebra (General McMullen to Navidad), WW White (Hunnicutt to Creekmoor), Pleasanton (Kendalia to Amber), Zarzamora (Culberson to Military), Marbach (Horal to Loop 410), Fredericksburg (Bluemel to Winnetka), and Blanco (Patricia to Parliament).

MILITARY DRIVE (SEQUOIA HEIGHT TO EAST OF REED ROAD)							
2022 GO STREETS IMPROVEMENT BOND	543	1,465	564	4,386	4,531	0	11,489
Total	**543**	**1,465**	**564**	**4,386**	**4,531**	**0**	**11,489**

Council District(s)

6

Project (23-03907) - -- Construct roadway improvements to include sidewalks, curbs, driveway approaches, drainage, bicycle facilities, and other improvements as applicable and within available funding.

MONTICELLO PARK (AREA STREETS)							
2017 GO STREET IMPROVEMENT BOND	452	0	0	0	0	0	452
Total	**452**	**0**	**0**	**0**	**0**	**0**	**452**

Council District(s)

7

Project (23-01596) - This project provides funding to reconstruct area streets to include curbs, sidewalks, driveway approaches and other improvements as appropriate and within available funding.

FUNCTION/PROGRAM/PROJ./REV./SCOPE	FY 2023	FY 2024	FY 2025	FY 2026	FY 2027	FY 2028	TOTAL
TRANSPORTATION							
STREETS							
N FRIO BIKE AND PED IMPROVEMENTS							
GENERAL FUND	366	366	732	296	440	0	2,200
Total	**366**	**366**	**732**	**296**	**440**	**0**	**2,200**

Council District(s)

5

Project (23-04063) - Frio (Houston to IH110) : Construct bike lane or cycle track, sidewalks and improved pedestrian connections to Centro Park.

NORTH MAIN AVENUE & SOLEDAD STREET (PECAN STREET TO NAVARRO STREET)							
2017 GO STREET IMPROVEMENT BOND	4,036	1,145	0	0	0	0	5,181
Total	**4,036**	**1,145**	**0**	**0**	**0**	**0**	**5,181**

Council District(s)

CW 1

Project (23-01598) - This project provides funding for reconstruct Main and Soledad between Pecan and Navarro. Includes pedestrian amenities and streetscape improvements as appropriate and within available funding. This is a continuation of the 2012 Bond Program project.

NORTH NEW BRAUNFELS AV PH 2 (E HOUSTON ST. - PASO HONDO ST.)							
2022 GO STREETS IMPROVEMENT BOND	455	794	1,333	2,050	1,861	0	6,493
Total	**455**	**794**	**1,333**	**2,050**	**1,861**	**0**	**6,493**

Council District(s)

2

Project (23-03908) - -- Construct roadway improvements to include sidewalks, driveway approaches, drainage and other improvements as applicable and within available funding.

NORTH NEW BRAUNFELS AVENUE PHASE 1 (EAST HOUSTON STREET TO BURLESON STREET)							
2017 GO STREET IMPROVEMENT BOND	2,565	2,656	0	0	0	0	5,221
Total	**2,565**	**2,656**	**0**	**0**	**0**	**0**	**5,221**

Council District(s)

2

Project (23-01599) - This project provides funding for improvements to N. New Braunfels corridor from E. Houston to Burleson with construction of new sidewalks and other street amenities as appropriate and within available funding.

NORTH ST. MARY'S STREET (EAST MISTLETOE AVENUE TO WEST JOSEPHINE STREET)							
2017 GO STREET IMPROVEMENT BOND	1,727	348	0	0	0	0	2,075
TAX INCREMENT REINVESTMENT ZONE (TIRZ)	2,500	0	0	0	0	0	2,500
Total	**4,227**	**348**	**0**	**0**	**0**	**0**	**4,575**

Council District(s)

1

Project (23-01600) - This project provides funding for improvements to N. St. Mary's from Mistletoe to Josephine including sidewalk connectivity, intersection improvements and signal enhancements as appropriate and within available funding.

FUNCTION/PROGRAM/PROJ./REV./SCOPE	FY 2023	FY 2024	FY 2025	FY 2026	FY 2027	FY 2028	TOTAL
TRANSPORTATION							
STREETS							
OAK HAVEN AREA STREETS (KENTWOOD PHASE 2)							
2022 GO STREETS IMPROVEMENT BOND	321	993	1,302	2,542	2,734	0	7,892
Total	**321**	**993**	**1,302**	**2,542**	**2,734**	**0**	**7,892**

Council District(s)

9

Project (23-03909) - -- Construct roadway improvements to include sidewalks, curbs, driveway approaches, drainage, and other improvements as applicable and within available funding.

OLD HWY 90 PHASE 2 (STATE HWY 151 TO US HWY 90 WEST)							
2022 GO STREETS IMPROVEMENT BOND	887	1,173	2,125	1,803	2,102	0	8,090
Total	**887**	**1,173**	**2,125**	**1,803**	**2,102**	**0**	**8,090**

Council District(s)

6

Project (23-03910) - -- Construct roadway improvements to include sidewalks, curbs, driveway approaches, drainage, bicycle facilities, and other improvements as applicable and within available funding. This is a multi-phased project.

PERENNIAL AREA STREETS (HEIMER ROAD TO DUTCH MYRTLE)							
2022 GO STREETS IMPROVEMENT BOND	88	386	195	1,326	751	0	2,746
Total	**88**	**386**	**195**	**1,326**	**751**	**0**	**2,746**

Council District(s)

9

Project (23-03911) - -- Reconstruct area roadways, to include sidewalks, curbs, driveway approaches and other improvements as applicable and within available funding.

PINN ROAD SHARED USE							
GENERAL FUND	586	344	330	0	0	0	1,260
Total	**586**	**344**	**330**	**0**	**0**	**0**	**1,260**

Council District(s)

6

Project (23-04064) - Pinn Road(SH 151 to US 90) Construct shared use path with markings and signage.

PORT SAN ANTONIO AREA STREETS							
2022 GO STREETS IMPROVEMENT BOND	644	1,482	4,977	4,977	2,899	0	14,979
Total	**644**	**1,482**	**4,977**	**4,977**	**2,899**	**0**	**14,979**

Council District(s)

REGIONAL

Project (23-03912) - -- Construct roadway improvements at Port San Antonio to include sidewalks, curbs, driveway approaches, drainage, and other improvements as applicable and within available funding. This is a multi-phased project. Roadways may include: Billy Mitchell Boulevard, General McMullen and General Hudnell.

FUNCTION/PROGRAM/PROJ./REV./SCOPE	FY 2023	FY 2024	FY 2025	FY 2026	FY 2027	FY 2028	TOTAL
TRANSPORTATION							
STREETS							
PROBANDT STREET (SOUTH ALAMO STREET TO US HIGHWAY 90)							
2017 GO STREET IMPROVEMENT BOND	400	842	1,179	1,179	0	0	3,600
Total	**400**	**842**	**1,179**	**1,179**	**0**	**0**	**3,600**

Council District(s)

5

Project (23-01602) - This project provides funding to Corridor improvements on Probandt from S. Alamo to Hwy 90. Includes pedestrian amenities, drainage, traffic and other improvements as appropriate and within available funding. City funding will leverage State funding.

PROBANDT STREET PHASE 2							
2022 GO STREETS IMPROVEMENT BOND	302	236	1,231	1,763	1,467	0	4,999
Total	**302**	**236**	**1,231**	**1,763**	**1,467**	**0**	**4,999**

Council District(s)

5

Project (23-03913) - -- Construct roadway improvements to include sidewalks, curbs, driveway approaches, drainage, intersection improvements at South Alamo, and other improvements as applicable and within available funding. This is a multi-phased project.

PRUE ROAD (BABCOCK ROAD TO LAUREATE DR)							
2012 GO DRAINAGE IMPROVEMENT BOND	2,600	0	0	0	0	0	2,600
2017 GO STREET IMPROVEMENT BOND	2,802	13,986	0	0	0	0	16,788
Total	**5,402**	**13,986**	**0**	**0**	**0**	**0**	**19,388**

Council District(s)

8

Project (23-01603) - This project provides funding to reconstruct and widen Prue from Babcock to Laureate. Includes curbs, sidewalks, driveway approaches, signal modifications and drainage improvements as appropriate and within available funding.

PUBLIC ART - 2017 BOND PROGRAM							
2017 GO STREET IMPROVEMENT BOND	2,322	69	0	0	0	0	2,391
Total	**2,322**	**69**	**0**	**0**	**0**	**0**	**2,391**

Council District(s)

CW

Project (23-01621) - This project provides funding for bond proposition allocates one percent of funding for the construction, improvement and installation of public art that is accessible to the general public, within the city limits, and in accordance with City Council adopted policies and procedures.

PUBLIC ART (STREETS)							
2022 GO STREETS IMPROVEMENT BOND	622	2,750	3,446	233	0	0	7,051
Total	**622**	**2,750**	**3,446**	**233**	**0**	**0**	**7,051**

Council District(s)

CW

Project (23-03914) - -- Provide for the construction, improvement and installation of public art that is accessible to the general public, within the city limits, related to projects in the proposition and in accordance with City Council adopted policies and procedures.

FUNCTION/PROGRAM/PROJ./REV./SCOPE	FY 2023	FY 2024	FY 2025	FY 2026	FY 2027	FY 2028	TOTAL
TRANSPORTATION							
STREETS							
RIVER WALK - SIDEWALKS RENOVATION							
GENERAL FUND	1,600	0	0	0	0	0	1,600
Total	**1,600**	**0**	**0**	**0**	**0**	**0**	**1,600**

Council District(s)

1

Project (19-00036) - Renovation of sidewalks in North channel of River Walk, refurbuishing to ADA compliance standards

RIVER WALK - STAIR CASE RENOVATION							
GENERAL FUND	850	0	0	0	0	0	850
Total	**850**	**0**	**0**	**0**	**0**	**0**	**850**

Council District(s)

1

Project (19-00037) - Renovation of staircase on the River Walk, behind Mexican Manhattan, to include structural integrity assessment, accessibility and restoration of staircase.

ROOSEVELT AVENUE (I-10 TO SOUTH ST. MARY'S STREET)							
2017 GO STREET IMPROVEMENT BOND	2,301	978	0	0	0	0	3,279
Total	**2,301**	**978**	**0**	**0**	**0**	**0**	**3,279**

Council District(s)

5

Project (23-01605) - This project provides funding for Corridor improvements on Roosevelt and S. St. Mary to include bicycle facilities, sidewalks, landscaping and ADA access under the Union Pacific Railroad bridge.

ROOSEVELT AVENUE (US HIGHWAY 90 TO SOUTHEAST LOOP 410)							
2017 GO STREET IMPROVEMENT BOND	2,138	3,868	147	0	0	0	6,153
Total	**2,138**	**3,868**	**147**	**0**	**0**	**0**	**6,153**

Council District(s)

CW 3

Project (23-01606) - This project provides funding for improvements from Hwy 90 to Mission San Jose (north of SE Military). Includes pedestrian amenities and enhancements as appropriate and within available funding. City funding will leverage State funding.

ROOSEVELT AVENUE (VFW BOULEVARD TO HARDING BOULEVARD)							
2022 GO STREETS IMPROVEMENT BOND	380	1,611	1,974	3,862	4,160	0	11,987
Total	**380**	**1,611**	**1,974**	**3,862**	**4,160**	**0**	**11,987**

Council District(s)

3

Project (23-03915) - -- Construct roadway improvements to include sidewalks, curbs, driveway approaches, bicycle facilities, drainage, traffic improvements, and other improvements as applicable and within available funding. This is a multi-phased project.

FUNCTION/PROGRAM/PROJ./REV./SCOPE	FY 2023	FY 2024	FY 2025	FY 2026	FY 2027	FY 2028	TOTAL
TRANSPORTATION							
STREETS							
S ALAMO (MARKET STREET TO E CESAR E. CHAVEZ BOULEVARD)							
2017 GO STREET IMPROVEMENT BOND	5,666	10,000	0	0	0	0	15,666
TREE PRESERVATION FUND	450	300	0	0	0	0	750
Total	**6,116**	**10,300**	**0**	**0**	**0**	**0**	**16,416**

Council District(s)

CW 1

Project (23-01609) - This project provides funding for reconstruct Alamo St. from Market to César E. Chávez. Includes pedestrian amenities and enhancements as appropriate and within available funding.

S ZARZAMORA ST. OVERPASS AT UNION PACIFIC RAILROAD PHASE 2							
2022 GO STREETS IMPROVEMENT BOND	0	0	57	557	803	1,083	2,500
Total	**0**	**0**	**57**	**557**	**803**	**1,083**	**2,500**

Council District(s)

5

Project (23-03919) - -- Facilitate construction of a railroad overpass on South Zarzamora within available funding. This is a multi-phased project.

S. FOSTER RD PHASE II							
2012 GO STREET IMPROVEMENT BOND	2,366	0	0	0	0	0	2,366
Total	**2,366**	**0**	**0**	**0**	**0**	**0**	**2,366**

Council District(s)

2

Project (23-01862) - Scope includes reconstruction of Houston/Foster intersection and construct 2,100 linear feet of roadway north of Phase 1 from two lanes to four lanes.

SAN SABA STREET (NUEVA STREET TO MARTIN STREET)							
2017 GO STREET IMPROVEMENT BOND	1,426	1,400	0	0	0	0	2,826
TREE PRESERVATION FUND	139	93	0	0	0	0	232
Total	**1,565**	**1,493**	**0**	**0**	**0**	**0**	**3,058**

Council District(s)

CW 1

Project (23-01607) - This project provides funding for roadway improvements on San Saba from Nueva to Martin. Includes pedestrian amenities and enhancements as appropriate and within available funding.

SANTA ROSA STREET (CÉSAR E. CHÁVEZ BOULEVARD TO MARTIN STREET)							
2017 GO STREET IMPROVEMENT BOND	3,550	4,248	1,065	0	0	0	8,863
TREE PRESERVATION FUND	507	338	0	0	0	0	845
Total	**4,057**	**4,586**	**1,065**	**0**	**0**	**0**	**9,708**

Council District(s)

CW 1

Project (23-01608) - This project provides funding for reconstruction of Santa Rosa from César E. Chávez to Martin. Includes pedestrian amenities and enhancements as appropriate and within available funding.

FUNCTION/PROGRAM/PROJ./REV./SCOPE	FY 2023	FY 2024	FY 2025	FY 2026	FY 2027	FY 2028	TOTAL
TRANSPORTATION							
STREETS							
SIDEWALK BROADBENT AVE (STEVES TO HAGGEN)							
2022 CERTIFICATES OF OBLIGATION	125	0	0	0	0	0	125
Total	**125**	**0**	**0**	**0**	**0**	**0**	**125**

Council District(s)

3

Project (23-03847) - Amendment - Sidewalk reconstruction on Broadbent Avenue.

SIDNEY BROOKS DR (CITY BASE LANDING TO SOUTH NEW BRAUNFELS)							
2022 GO STREETS IMPROVEMENT BOND	434	2,010	2,688	5,274	4,578	0	14,984
Total	**434**	**2,010**	**2,688**	**5,274**	**4,578**	**0**	**14,984**

Council District(s)

REGIONAL

Project (23-03916) - -- Construct roadway improvements to include sidewalks, curbs, driveway approaches, drainage, bicycle facilities, and other improvements as applicable and within available funding. This is a multi-phased project.

SONTERRA ROAD EXTENSION (SONTERRA TO LOOP 1604)							
2022 GO STREETS IMPROVEMENT BOND	934	1,566	3,495	0	0	0	5,995
Total	**934**	**1,566**	**3,495**	**0**	**0**	**0**	**5,995**

Council District(s)

9

Project (23-03917) - -- Construct roadway improvements to include sidewalks, curbs, driveway approaches, drainage, and other improvements as applicable and within available funding.

SONTERRA/GOLD CANYON EXTENSION							
2020 CERTIFICATES OF OBLIGATION	166	0	0	0	0	0	166
Total	**166**	**0**	**0**	**0**	**0**	**0**	**166**

Council District(s)

9

Project (23-01849) - Design funding in preparation for 2022 Bond of a $5.1 million road extension project from Sonterra to 1604.

SOUTH BRAZOS STREET (ALAZAN CREEK TO APACHE CREEK)							
2022 GO STREETS IMPROVEMENT BOND	279	1,062	1,644	4,507	0	0	7,492
Total	**279**	**1,062**	**1,644**	**4,507**	**0**	**0**	**7,492**

Council District(s)

5

Project (23-03918) - -- Construct roadway improvements to include sidewalks, curbs, driveway approaches, bicycle facilities, drainage and traffic improvements as applicable and within available funding.

FUNCTION/PROGRAM/PROJ./REV./SCOPE	FY 2023	FY 2024	FY 2025	FY 2026	FY 2027	FY 2028	TOTAL
TRANSPORTATION							
STREETS							
SOUTH PRESA STREET (SOUTHEAST MILITARY DRIVE TO SOUTHCROSS BOULEVARD)							
2017 GO STREET IMPROVEMENT BOND	1,971	478	0	0	0	0	2,449
Total	**1,971**	**478**	**0**	**0**	**0**	**0**	**2,449**

Council District(s)

CW

Project (23-01610) - This project provides funding for the construction of improvements from Military to Southcross. Includes pedestrian amenities and enhancements as appropriate and within available funding.

SOUTH ZARZAMORA STREET OVERPASS AT UNION PACIFIC RAILROAD/FRIO CITY ROAD							
2017 GO STREET IMPROVEMENT BOND	1,000	2,475	491	2,501	0	0	6,467
Total	**1,000**	**2,475**	**491**	**2,501**	**0**	**0**	**6,467**

Council District(s)

5

Project (23-01612) - This project provides funding to develop an overpass at Union Pacific Railroad tracks. Cost reflects City of San Antonio's contribution to proposed Federally funded project.

SOUTHCROSS BOULEVARD PHASE 2							
2022 GO STREETS IMPROVEMENT BOND	166	710	1,120	2,999	0	0	4,995
Total	**166**	**710**	**1,120**	**2,999**	**0**	**0**	**4,995**

Council District(s)

3

Project (23-03920) - -- Construct pedestrian improvements to include sidewalks, curbs, driveway approaches, and other improvements as applicable and within available funding. This is a multi-phased project.

STREET MAINTENANCE PROGRAM							
ADVANCED TRANSPORTATION DISTRICT	3,300	4,300	4,300	4,300	4,300	4,300	24,800
RIGHT OF WAY FUND	1,000	0	0	0	0	0	1,000
UNISSUED CERTIFICATES OF OBLIGATION	36,380	36,380	36,380	36,380	36,380	36,380	218,280
UNISSUED TAX NOTES	0	44,000	22,000	22,000	22,000	22,000	132,000
Total	**40,680**	**84,680**	**62,680**	**62,680**	**62,680**	**62,680**	**376,080**

Council District(s)

CW

Project (23-01480) - This project provides funding for the Annual Street Maintenance Program.

TEXAS A&M UNIVERSITY AREA STREETS							
2022 GO STREETS IMPROVEMENT BOND	352	1,534	2,343	4,859	1,500	0	10,588
Total	**352**	**1,534**	**2,343**	**4,859**	**1,500**	**0**	**10,588**

Council District(s)

REGIONAL

Project (23-03921) - -- Construct roadway improvements to include sidewalks, driveway approaches, drainage and other improvements as applicable and within available funding. This project includes phased improvements to Perimeter Loop Road and a connector road to Mauermann Road.

FUNCTION/PROGRAM/PROJ./REV./SCOPE	FY 2023	FY 2024	FY 2025	FY 2026	FY 2027	FY 2028	TOTAL
TRANSPORTATION							
STREETS							
THE ALAMO (AREA STREETS)							
2017 GO STREET IMPROVEMENT BOND	1,341	3,372	0	0	0	0	4,713
Total	**1,341**	**3,372**	**0**	**0**	**0**	**0**	**4,713**

Council District(s)

CW

Project (23-01614) - The project provides funding to for the design and construction of improvements in the area around The Alamo as appropriate and as identified in The Alamo Master Plan and within available funding.

TOEPPERWEIN ROAD (NACOGDOCHES ROAD TO RAINTREE FOREST)							
2022 GO STREETS IMPROVEMENT BOND	650	1,936	2,893	5,035	3,968	0	14,482
Total	**650**	**1,936**	**2,893**	**5,035**	**3,968**	**0**	**14,482**

Council District(s)

10

Project (23-03922) - -- Construct roadway improvements to include sidewalks, curbs, driveway approaches, drainage, and other improvements as applicable and within available funding.

TXDOT ROW PROJECTS							
GENERAL FUND	200	0	0	0	0	0	200
Total	**200**	**0**	**0**	**0**	**0**	**0**	**200**

Council District(s)

8

Project (23-04061) - In accordance with Texas Administrative Code Title 43, Part 1, Chapter 15 Subchapter E, Rule 15.52 & 15.55 a joint participation agreement and monetary contribution is required on certain State highway improvement projects that require acquisition of right of way or utility adjustments.

VANCE JACKSON (LOOP 410 TO ADRIAN DRIVE)							
2022 GO STREETS IMPROVEMENT BOND	470	1,380	2,174	3,770	2,195	0	9,989
Total	**470**	**1,380**	**2,174**	**3,770**	**2,195**	**0**	**9,989**

Council District(s)

1

Project (23-03923) - -- Construct roadway improvements to include sidewalks, curbs, driveway approaches, and traffic improvements as applicable and within available funding.

VANCE JACKSON ROAD (HUEBNER ROAD TO WURZBACH ROAD)							
2022 GO STREETS IMPROVEMENT BOND	943	1,945	3,375	5,125	4,593	0	15,981
Total	**943**	**1,945**	**3,375**	**5,125**	**4,593**	**0**	**15,981**

Council District(s)

8 1

Project (23-03924) - -- Construct roadway improvements to include sidewalks, curbs, driveway approaches, drainage, bicycle infrastructure, and other improvements as applicable and within available funding.

FUNCTION/PROGRAM/PROJ./REV./SCOPE	FY 2023	FY 2024	FY 2025	FY 2026	FY 2027	FY 2028	TOTAL
TRANSPORTATION							
STREETS							
WATSON RD (SH 16 TO EAST OF VERANO PKWY)							
2022 CERTIFICATES OF OBLIGATION	942	0	0	0	0	0	942
Total	**942**	**0**	**0**	**0**	**0**	**0**	**942**

Council District(s)

4

Project (23-03848) - Amendment - Design, engineering, planning, right-of-way acquisition, environmental studies, public input, and utility requirements on Watson Road from SH 16 to east of Verano Parkway.

WATSON RD PHASE 1 (VERANO PARKWAY TO WEST OF PALO ALTO ROAD)							
2022 GO STREETS IMPROVEMENT BOND	822	1,687	2,570	3,855	3,049	0	11,983
Total	**822**	**1,687**	**2,570**	**3,855**	**3,049**	**0**	**11,983**

Council District(s)

4

Project (23-03925) - -- Construct roadway improvements to include sidewalks, curbs, driveway approaches, drainage, and other improvements as applicable and within available funding. This is a multi-phased project.

WEST COMMERCE STREET (FRIO STREET TO COLORADO STREET)							
2017 GO STREET IMPROVEMENT BOND	2,124	0	0	0	0	0	2,124
Total	**2,124**	**0**	**0**	**0**	**0**	**0**	**2,124**

Council District(s)

5

Project (23-01617) - This project provides funding for improvements to Commerce corridor from Frio to Colorado. Includes reconfiguring lanes on bridge, wider sidewalks, bike facilities and other improvements.

WORLD HERITAGE TRAIL SIGNAGE & WAYFINDING							
2017 GO STREET IMPROVEMENT BOND	1,617	0	0	0	0	0	1,617
Total	**1,617**	**0**	**0**	**0**	**0**	**0**	**1,617**

Council District(s)

CW 3

Project (23-01619) - This project provides funding for comprehensive World Heritage Trail signage and wayfinding to include additions, architectural features, kiosks, related infrastructure and other improvements.

WURZBACH (NORTHWEST MILITARY HIGHWAY TO FREDERICKSBURG ROAD)							
2017 GO STREET IMPROVEMENT BOND	1,504	0	0	0	0	0	1,504
Total	**1,504**	**0**	**0**	**0**	**0**	**0**	**1,504**

Council District(s)

CW 8

Project (23-01620) - This project provides funding to Leverage for improvements at key intersections along the Wurzbach Corridor. Cost reflects City of San Antonio's contribution to a proposed federal and state funded project.

FUNCTION/PROGRAM/PROJ./REV./SCOPE	FY 2023	FY 2024	FY 2025	FY 2026	FY 2027	FY 2028	TOTAL
TRANSPORTATION							
STREETS							
WURZBACH I-10 OPERATIONAL IMPROVEMENT							
2016 CERTIFICATES OF OBLIGATION	750	0	0	0	0	0	750
Total	**750**	**0**	**0**	**0**	**0**	**0**	**750**

Council District(s)

8

Project (23-01502) - This project provides funding for a match to MPO proposed improvements at Wurzbach and I-10, to include extension of u-turn and addition of a right turn lane.

WURZBACH ROAD AT VANCE JACKSON (INTERSECTION IMPROVEMENTS)							
2022 GO STREETS IMPROVEMENT BOND	1,083	2,604	2,066	0	0	0	5,753
Total	**1,083**	**2,604**	**2,066**	**0**	**0**	**0**	**5,753**

Council District(s)

8 1

Project (23-03926) - -- Construct intersection improvements at Wurzbach Road and Vance Jackson Road to include roadway widening and traffic signal upgrades as applicable and within available funding.

ZARZAMORA PEDESTRIAN IMPROVEMENTS							
2012 GO STREET IMPROVEMENT BOND-A	1,794	0	0	0	0	0	1,794
Total	**1,794**	**0**	**0**	**0**	**0**	**0**	**1,794**

Council District(s)

5

Project (23-01782) - Provides for pedestrian improvements on Zarzamora from Fredericksburg Road to SW Military (Loop 13) to include but not limited to: sidewalk reconstruction, improved pedestrian and school crossings as well as Americans with Disabilities Act (ADA) ramps.

TOTAL STREETS	**210,906**	**288,208**	**187,871**	**211,773**	**201,605**	**64,763**	**1,165,126**
TOTAL TRANSPORTATION	**294,235**	**382,728**	**246,171**	**244,074**	**216,375**	**78,532**	**1,462,115**
GRAND TOTAL	**651,387**	**765,247**	**474,158**	**503,622**	**378,709**	**106,548**	**2,879,671**

CITY OF SAN ANTONIO
T E X A S
LIBERTATIS CUNABULA

Spending Plan
Table 5

Table 5-Spending Plan

CAPITAL IMPROVEMENTS PROGRAM BY REVENUE SOURCE
For FY 2023 Through FY 2028
(Dollars in Thousands)

REVENUE SOURCE/DEPARTMENT/PROJECT	FY 2023	FY 2024	FY 2025	FY 2026	FY 2027	FY 2028	TOTAL
2005 STORM WATER REVENUE BOND							
PUBLIC WORKS							
CASTLERIDGE/SLICK RANCH FLOOD PLAIN IMPROVEMENT	289	0	0	0	0	0	289
JO MARIE AREA DRAINAGE IMPROVEMENT	137	0	0	0	0	0	137
TOTAL PUBLIC WORKS	426	0	0	0	0	0	426
TOTAL 2005 STORM WATER REVENUE BOND	**426**	**0**	**0**	**0**	**0**	**0**	**426**
2007 GO DRAINAGE IMPROVEMENT BOND							
PUBLIC WORKS							
ALAMO (COMMERCE TO CESAR CHAVEZ)	1,636	0	0	0	0	0	1,636
UPPER LEON CREEK RSWF	1,449	321	0	0	0	0	1,770
TOTAL PUBLIC WORKS	3,085	321	0	0	0	0	3,406
TOTAL 2007 GO DRAINAGE IMPROVEMENT	**3,085**	**321**	**0**	**0**	**0**	**0**	**3,406**
2012 GO DRAINAGE IMPROVEMENT BOND							
PUBLIC WORKS							
JO MARIE AREA DRAINAGE IMPROVEMENT	1,102	0	0	0	0	0	1,102
PRUE ROAD (BABCOCK ROAD TO LAUREATE DR)	2,600	0	0	0	0	0	2,600
SEELING CHANNEL DRAINAGE IMPROVEMENT - PHASE 4	500	500	2,901	0	0	0	3,901
TOTAL PUBLIC WORKS	4,202	500	2,901	0	0	0	7,603
TOTAL 2012 GO DRAINAGE IMPROVEMENT	**4,202**	**500**	**2,901**	**0**	**0**	**0**	**7,603**
2012 GO PARKS IMPROVEMENT BOND							
PUBLIC WORKS							
POLICE STATION AT ST. MARY'S	62	0	0	0	0	0	62
TOTAL PUBLIC WORKS	62	0	0	0	0	0	62
TOTAL 2012 GO PARKS IMPROVEMENT BOND	**62**	**0**	**0**	**0**	**0**	**0**	**62**

REVENUE SOURCE/DEPARTMENT/PROJECT	FY 2023	FY 2024	FY 2025	FY 2026	FY 2027	FY 2028	TOTAL
2012 GO STREET IMPROVEMENT BOND							
PUBLIC WORKS							
CITYWIDE BRIDGE PROGRAM	698	0	0	0	0	0	698
CRESTFIELD AREA DRAINAGE IMPROVEMENT	60	189	0	0	0	0	249
HEMISFAIR AREA STREET REDEVELOPMENT	225	0	0	0	0	0	225
HEMISFAIR PARK STREETS PHASE 2	0	152	0	0	0	0	152
LA VILLITA HVAC AND PLUMBING IMPROVEMENTS	345	0	0	0	0	0	345
PUBLIC SAFETY UNITY PLAZA SANTA ROSA SIDEWALKS	0	162	0	0	0	0	162
S. FOSTER RD PHASE II	2,366	0	0	0	0	0	2,366
TOTAL PUBLIC WORKS	3,694	503	0	0	0	0	4,197
TOTAL 2012 GO STREET IMPROVEMENT BOND	**3,694**	**503**	**0**	**0**	**0**	**0**	**4,197**
2012 GO STREET IMPROVEMENT BOND-A							
PUBLIC WORKS							
HAMILTON WOLF CYCLE TRACK	822	872	0	0	0	0	1,694
ZARZAMORA PEDESTRIAN IMPROVEMENTS	1,794	0	0	0	0	0	1,794
TOTAL PUBLIC WORKS	2,616	872	0	0	0	0	3,488
TOTAL 2012 GO STREET IMPROVEMENT BOND-A	**2,616**	**872**	**0**	**0**	**0**	**0**	**3,488**
2013 TAX NOTES							
PUBLIC WORKS							
TOWER OF AMERICAS BUILDING RENOVATION PHASE II	0	133	0	0	0	0	133
TOTAL PUBLIC WORKS	0	133	0	0	0	0	133
TOTAL 2013 TAX NOTES	**0**	**133**	**0**	**0**	**0**	**0**	**133**
2014B TAX NOTES							
PUBLIC WORKS							
S. FOSTER RD (RIGSBY TO 4000' N.)	150	0	0	0	0	0	150
TOTAL PUBLIC WORKS	150	0	0	0	0	0	150
TOTAL 2014B TAX NOTES	**150**	**0**	**0**	**0**	**0**	**0**	**150**
2016 CERTIFICATES OF OBLIGATION							
LIBRARY							
BROOK HOLLOW HVAC REPLACEMENT	112	0	0	0	0	0	112
TOTAL LIBRARY	112	0	0	0	0	0	112

REVENUE SOURCE/DEPARTMENT/PROJECT	FY 2023	FY 2024	FY 2025	FY 2026	FY 2027	FY 2028	TOTAL
PUBLIC WORKS							
ALAMO PLAZA	0	6,000	800	0	0	0	6,800
HEMISFAIR CIVIC PARK	0	9,248	0	0	0	0	9,248
POLICE STATION AT ST. MARY'S	0	572	0	0	0	0	572
WURZBACH I-10 OPERATIONAL IMPROVEMENT	750	0	0	0	0	0	750
TOTAL PUBLIC WORKS	750	15,820	800	0	0	0	17,370
TOTAL 2016 CERTIFICATES OF OBLIGATION	**862**	**15,820**	**800**	**0**	**0**	**0**	**17,482**
2016 SELF SUPPORTING TAXABLE CERTIFICATES OF OBLIGATION							
PUBLIC WORKS							
HEMISFAIR PARK PHASE 2	613	468	0	0	0	0	1,081
TOTAL PUBLIC WORKS	613	468	0	0	0	0	1,081
TOTAL 2016 SELF SUPPORTING TAXABLE CERTIFICATES OF OBLIGATION	**613**	**468**	**0**	**0**	**0**	**0**	**1,081**
2017 CERTIFICATES OF OBLIGATION							
LIBRARY							
JOHNSTON HVAC REPLACEMENT	237	0	0	0	0	0	237
PAN AMERICAN HVAC REPLACEMENT	248	0	0	0	0	0	248
TOTAL LIBRARY	485	0	0	0	0	0	485
TOTAL 2017 CERTIFICATES OF OBLIGATION	**485**	**0**	**0**	**0**	**0**	**0**	**485**
2017 GO DRAINAGE IMPROVEMENT BOND							
PUBLIC WORKS							
AULDINE DRIVE & BURR OAK DRIVE (ALLEY TO OUTFALL)	150	0	0	0	0	0	150
BARBARA DRIVE DRAINAGE PHASE 2	454	0	0	0	0	0	454
EISENHAUER ROAD/NORTHWOOD-DEVONSHIRE DRIVE AREA PHASE 1	771	0	0	0	0	0	771
PUBLIC ART - 2017 BOND PROGRAM	840	0	0	0	0	0	840
SEELING CHANNEL PHASE 3	982	481	1,250	0	0	0	2,713
TOTAL PUBLIC WORKS	3,197	481	1,250	0	0	0	4,928
TOTAL 2017 GO DRAINAGE IMPROVEMENT	**3,197**	**481**	**1,250**	**0**	**0**	**0**	**4,928**
2017 GO LIBRARY IMPROVEMENT BOND							
PUBLIC WORKS							
CENTRAL LIBRARY	981	0	0	0	0	0	981
GREATER LOVE MULTI-GENERATIONAL CULTURAL/COMMUNITY CENTER	1,702	0	0	0	0	0	1,702
LAS PALMAS BRANCH LIBRARY	1,097	0	0	0	0	0	1,097

REVENUE SOURCE/DEPARTMENT/PROJECT	FY 2023	FY 2024	FY 2025	FY 2026	FY 2027	FY 2028	TOTAL
MEMORIAL BRANCH LIBRARY	250	0	0	0	0	0	250
PUBLIC ART (LIBRARY & CULTURAL FACILITIES)	141	0	0	0	0	0	141
TEXANA RESOURCE CENTER	445	31	0	0	0	0	476
WORLD HERITAGE	1,685	1,685	0	0	0	0	3,370
ZERNONA BLACK MULTI-GENERATIONAL CULTURAL/COMMUNITY CENTER	1,371	0	0	0	0	0	1,371
TOTAL PUBLIC WORKS	7,672	1,716	0	0	0	0	9,388
TOTAL 2017 GO LIBRARY IMPROVEMENT BOND	**7,672**	**1,716**	**0**	**0**	**0**	**0**	**9,388**
2017 GO PARKS IMPROVEMENT BOND							
PUBLIC WORKS							
AQUATIC CENTER AT PALO ALTO COLLEGE	0	1,812	1,648	830	0	0	4,290
BRACKENRIDGE PARK 2017	2,553	3,607	377	0	0	0	6,537
CLASSEN-STEUBING RANCH PARK PROPERTY ACQUISITION & DEVELOPMENT	1,250	0	0	0	0	0	1,250
DISTRICT 4 HERITAGE COMMUNITY CENTER	4,967	0	0	0	0	0	4,967
HEMISFAIR CIVIC PARK	14,000	0	0	0	0	0	14,000
LOCKWOOD AND DIGNOWITY PARKS 2017	513	0	0	0	0	0	513
MARTIN LUTHER KING PARK	147	0	0	0	0	0	147
PERRIN HOMESTEAD HISTORIC CENTER	404	0	0	0	0	0	404
THE ALAMO AREA PLAZA	582	425	0	0	0	0	1,007
WORLD HERITAGE PARK & LAND ACQUISITION	1,702	1,500	0	0	0	0	3,202
TOTAL PUBLIC WORKS	26,118	7,344	2,025	830	0	0	36,317
TOTAL 2017 GO PARKS IMPROVEMENT BOND	**26,118**	**7,344**	**2,025**	**830**	**0**	**0**	**36,317**
2017 GO PUBLIC SAFETY IMPROVEMENT BOND							
PUBLIC WORKS							
POLICE STATION AT ST. MARY'S	6,666	7,477	0	0	0	0	14,143
PUBLIC ART (PUBLIC SAFETY)	262	4	0	0	0	0	266
TEZEL ROAD CITY FACILITY	1,563	145	0	0	0	0	1,708
TOTAL PUBLIC WORKS	8,491	7,626	0	0	0	0	16,117
TOTAL 2017 GO PUBLIC SAFETY IMPROVEMENT BOND	**8,491**	**7,626**	**0**	**0**	**0**	**0**	**16,117**

REVENUE SOURCE/DEPARTMENT/PROJECT	FY 2023	FY 2024	FY 2025	FY 2026	FY 2027	FY 2028	TOTAL
2017 GO STREET IMPROVEMENT BOND							
PUBLIC WORKS							
BROADWAY STREET CORRIDOR (EAST HOUSTON STREET TO EAST HILDEBRAND AVENUE)	6,138	14,596	6,000	0	0	0	26,734
BULVERDE ROAD PHASE 1 (BUTTERLEIGH DRIVE TO NORTH OF QUIET MEADOW STREET)	2,711	5,011	1,000	0	0	0	8,722
BYNUM AVENUE (WEST GERALD AVENUE TO SOUTHWEST MILITARY DRIVE)	725	0	0	0	0	0	725
CAMARON STREET (WEST HOUSTON STREET TO FOX TECH HIGH SCHOOL)	1,500	0	0	0	0	0	1,500
COMMERCE STREET (FRIO STREET TO SANTA ROSA STREET)	2,000	6,914	1,579	0	0	0	10,493
COMMERCE STREET (ST. MARY'S STREET TO SANTA ROSA STREET)	3,668	0	0	0	0	0	3,668
DISTRICT 1 PEDESTRIAN MOBILITY & STREETS	1,678	399	0	0	0	0	2,077
DISTRICT 6 PEDESTRIAN MOBILITY & STREETS	477	0	0	0	0	0	477
ENRIQUE M. BARRERA PARKWAY PHASE 1 (OLD HWY 90 AREA)	566	0	0	0	0	0	566
FREDERICKSBURG ROAD (NORTH FLORES STREET TO WEST WOODLAWN AVENUE)	1,547	0	0	0	0	0	1,547
GOLIAD ROAD (FAIR AVENUE TO EAST SOUTHCROSS BOULEVARD)	2,988	0	0	0	0	0	2,988
HARRY WURZBACH RD /AUSTIN HWY CONNECTORS	1,857	0	0	0	0	0	1,857
HEATH ROAD/GRISSOM ROAD INTERSECTION	108	0	0	0	0	0	108
HEMISFAIR PARK STREETS PHASE 2	2,076	1,361	0	0	0	0	3,437
LONE STAR BOULEVARD (AREA STREETS)	1,826	2,017	0	0	0	0	3,843
MONTICELLO PARK (AREA STREETS)	452	0	0	0	0	0	452
NORTH MAIN AVENUE & SOLEDAD STREET (PECAN STREET TO NAVARRO STREET)	4,036	1,145	0	0	0	0	5,181
NORTH NEW BRAUNFELS AVENUE PHASE 1 (EAST HOUSTON STREET TO BURLESON STREET)	2,565	2,656	0	0	0	0	5,221
NORTH ST. MARY'S STREET (EAST MISTLETOE AVENUE TO WEST JOSEPHINE STREET)	1,727	348	0	0	0	0	2,075
PROBANDT STREET (SOUTH ALAMO STREET TO US HIGHWAY 90)	400	842	1,179	1,179	0	0	3,600
PRUE ROAD (BABCOCK ROAD TO LAUREATE DR)	2,802	13,986	0	0	0	0	16,788
PUBLIC ART - 2017 BOND PROGRAM	2,322	69	0	0	0	0	2,391
ROOSEVELT AVENUE (I-10 TO SOUTH ST. MARY'S STREET)	2,301	978	0	0	0	0	3,279
ROOSEVELT AVENUE (US HIGHWAY 90 TO SOUTHEAST LOOP 410)	2,138	3,868	147	0	0	0	6,153
S ALAMO (MARKET STREET TO E CESAR E. CHAVEZ BOULEVARD)	5,667	10,000	0	0	0	0	15,667
SAN SABA STREET (NUEVA STREET TO MARTIN STREET)	1,426	1,400	0	0	0	0	2,826

REVENUE SOURCE/DEPARTMENT/PROJECT	FY 2023	FY 2024	FY 2025	FY 2026	FY 2027	FY 2028	TOTAL
SANTA ROSA STREET (CÉSAR E. CHÁVEZ BOULEVARD TO MARTIN STREET)	3,550	4,247	1,065	0	0	0	8,862
SOUTH PRESA STREET (SOUTHEAST MILITARY DRIVE TO SOUTHCROSS BOULEVARD)	1,971	478	0	0	0	0	2,449
SOUTH ZARZAMORA STREET OVERPASS AT UNION PACIFIC RAILROAD/FRIO CITY ROAD	1,000	2,475	491	2,500	0	0	6,466
THE ALAMO (AREA STREETS)	1,341	3,372	0	0	0	0	4,713
WEST COMMERCE STREET (FRIO STREET TO COLORADO STREET)	2,123	0	0	0	0	0	2,123
WORLD HERITAGE TRAIL SIGNAGE & WAYFINDING	1,616	0	0	0	0	0	1,616
WURZBACH (NORTHWEST MILITARY HIGHWAY TO FREDERICKSBURG ROAD)	1,504	0	0	0	0	0	1,504
TOTAL PUBLIC WORKS	68,806	76,162	11,461	3,679	0	0	160,108
TOTAL 2017 GO STREET IMPROVEMENT BOND	**68,806**	**76,162**	**11,461**	**3,679**	**0**	**0**	**160,108**
2018 CERTIFICATES OF OBLIGATION							
PUBLIC WORKS							
ALAMO PLAZA	5,000	4,000	900	0	0	0	9,900
DISTRICT 4 HERITAGE COMMUNITY CENTER	653	115	0	0	0	0	768
WHEATLEY HEIGHTS SPORTS COMPLEX 2017	123	0	0	0	0	0	123
TOTAL PUBLIC WORKS	5,776	4,115	900	0	0	0	10,791
TOTAL 2018 CERTIFICATES OF OBLIGATION	**5,776**	**4,115**	**900**	**0**	**0**	**0**	**10,791**
2018 SELF SUPPORTING CERTIFICATES OF OBLIGATION							
CENTER CITY DEVELOPMENT & OPTS							
LA VILLITA - MAVERICK PLAZA	1,000	0	0	0	0	0	1,000
TOTAL CENTER CITY DEVELOPMENT & OPTS	1,000	0	0	0	0	0	1,000
TOTAL 2018 SELF SUPPORTING CERTIFICATES OF OBLIGATION	**1,000**	**0**	**0**	**0**	**0**	**0**	**1,000**
2019 CERTIFICATES OF OBLIGATION							
PUBLIC WORKS							
COUNCIL DISTRICT 2 INFRASTRUCTURE IMPROVEMENTS	347	0	0	0	0	0	347
WHEATLEY HEIGHTS SPORTS COMPLEX 2017	28	0	0	0	0	0	28
TOTAL PUBLIC WORKS	375	0	0	0	0	0	375
TOTAL 2019 CERTIFICATES OF OBLIGATION	**375**	**0**	**0**	**0**	**0**	**0**	**375**

REVENUE SOURCE/DEPARTMENT/PROJECT	FY 2023	FY 2024	FY 2025	FY 2026	FY 2027	FY 2028	TOTAL
2020 CERTIFICATES OF OBLIGATION							
CONVENTION FACILITIES							
HBGCC ROOF REPLACEMENT	275	0	0	0	0	0	275
TOTAL CONVENTION FACILITIES	275	0	0	0	0	0	275
ITSD							
RADIO AND SYSTEM REPLACEMENT (ALAMO AREA REGIONAL RADIO SYSTEM REPLACEMENT)	6,806	0	0	0	0	0	6,806
TOTAL ITSD	6,806	0	0	0	0	0	6,806
PUBLIC WORKS							
D3 POLICE SUBSTATION	420	0	0	0	0	0	420
PUBLIC SAFETY UNITY PLAZA SANTA ROSA SIDEWALKS	0	200	0	0	0	0	200
SONTERRA/GOLD CANYON EXTENSION	166	0	0	0	0	0	166
WITTE MUSEUM - AUDITORIUM RENOVATION	248	0	0	0	0	0	248
TOTAL PUBLIC WORKS	834	200	0	0	0	0	1,034
TOTAL 2020 CERTIFICATES OF OBLIGATION	**7,915**	**200**	**0**	**0**	**0**	**0**	**8,115**
2020 TAX NOTES							
PUBLIC WORKS							
DOLOROSA STREET RECON (FLORES TO LEON)	153	75	0	0	0	0	228
LA VILLITA HVAC AND PLUMBING IMPROVEMENTS	434	191	0	0	0	0	625
TOWER OF AMERICAS BUILDING RENOVATION PHASE II	274	3,081	0	0	0	0	3,355
TOTAL PUBLIC WORKS	861	3,347	0	0	0	0	4,208
TOTAL 2020 TAX NOTES	**861**	**3,347**	**0**	**0**	**0**	**0**	**4,208**
2021 CERTIFICATES OF OBLIGATION							
CENTER CITY DEVELOPMENT & OPTS							
LA VILLITA - MAVERICK PLAZA	1,773	0	0	0	0	0	1,773
TOTAL CENTER CITY DEVELOPMENT & OPTS	1,773	0	0	0	0	0	1,773
PUBLIC WORKS							
CLASSEN-STEUBING RANCH PARK PROPERTY ACQUISITION & DEVELOPMENT	300	0	0	0	0	0	300
POLICE STATION AT ST. MARY'S	2,000	200	0	0	0	0	2,200
TOTAL PUBLIC WORKS	2,300	200	0	0	0	0	2,500
TOTAL 2021 CERTIFICATES OF OBLIGATION	**4,073**	**200**	**0**	**0**	**0**	**0**	**4,273**

REVENUE SOURCE/DEPARTMENT/PROJECT	FY 2023	FY 2024	FY 2025	FY 2026	FY 2027	FY 2028	TOTAL
2021 TAX NOTES							
PUBLIC WORKS							
DOLOROSA STREET RECON (FLORES TO LEON)	500	0	0	0	0	0	500
TOTAL PUBLIC WORKS	500	0	0	0	0	0	500
TOTAL 2021 TAX NOTES	**500**	**0**	**0**	**0**	**0**	**0**	**500**
2021 TAXABLE SELF-SUPPORTING CERTIFICATES OF OBLIGATION							
ALAMODOME							
ALAMODOME IMPROVEMENTS	4,500	14,250	2,228	0	0	0	20,978
TOTAL ALAMODOME	4,500	14,250	2,228	0	0	0	20,978
TOTAL 2021 TAXABLE SELF-SUPPORTING CERTIFICATES OF OBLIGATION	**4,500**	**14,250**	**2,228**	**0**	**0**	**0**	**20,978**
2022 CERTIFICATES OF OBLIGATION							
PUBLIC WORKS							
BLOSSOM PARK LOOP TRAIL	300	50	0	0	0	0	350
CASSIANO PARK MASTER PLAN	189	0	0	0	0	0	189
CD10 DRAINAGE IMPROVEMENTS	40	200	525	0	0	0	765
CD5 SIDEWALKS	450	0	0	0	0	0	450
CD7 MOBILITY IMPROVEMENTS	445	0	0	0	0	0	445
CD7 PARK IMPROVEMENTS	174	0	0	0	0	0	174
CIELO VISTA PARK	400	72	0	0	0	0	472
DISTRICT 1 FIELD OFFICE	275	0	0	0	0	0	275
GOLD CANYON PARK	348	0	0	0	0	0	348
GREATER LOVE MULTI-GENERATIONAL CULTURAL/COMMUNITY CENTER	750	0	0	0	0	0	750
LABOR STREET PARK	383	118	0	0	0	0	501
MITCHELL LAKE AUDUBON CENTER	244	0	0	0	0	0	244
PINN ROAD LOW WATER CROSSING	60	400	0	0	0	0	460
PRELIMINARY DRAINAGE REPORT	175	0	0	0	0	0	175
SIDEWALK BROADBENT AVE (STEVES TO HAGGEN)	125	0	0	0	0	0	125
STINSON PARK/5 DIAMONDS LITTLE LEAGUE	347	0	0	0	0	0	347
THOUSAND OAKS EROSION PROTECTION	195	0	0	0	0	0	195
WATSON RD (SH 16 TO EAST OF VERANO PKWY)	942	0	0	0	0	0	942
WOLLER ROAD DRAINAGE	0	150	0	0	0	0	150
TOTAL PUBLIC WORKS	5,842	990	525	0	0	0	7,357
TOTAL 2022 CERTIFICATES OF OBLIGATION	**5,842**	**990**	**525**	**0**	**0**	**0**	**7,357**

REVENUE SOURCE/DEPARTMENT/PROJECT	FY 2023	FY 2024	FY 2025	FY 2026	FY 2027	FY 2028	TOTAL
2022 GO DRAINAGE IMPROVEMENT BOND							
PUBLIC WORKS							
BARBARA DRIVE DRAINAGE PHASE 3	235	838	1,155	2,261	2,434	0	6,923
BROOKSIDE OUTFALL (ESMA ROADWAY AREA PHASE 2)	285	506	365	1,266	1,724	0	4,146
EISENHAUER RD NORTHWOOD-DEVONSHIRE DR AREA DRAINAGE PH 1 A	605	839	1,275	5,124	3,296	0	11,139
ELMIRA AREA DRAINAGE (CAMARON ST.: ELMIRA TO SANTA ROSA ST.)	335	505	715	1,779	2,711	0	6,045
EVANS ROAD DRAINAGE PHASE 1 (EAST ELM CREEK TO MASONWOOD)	416	916	1,556	2,620	2,934	0	8,442
FOX RUN AREA DRAINAGE (BETWEEN FOX PEAK DRIVE AND FOX CREEK)	42	157	617	182	0	0	998
FRIO CITY ROAD OUTFALL PHASE 1	613	1,510	1,897	3,287	3,978	0	11,285
GARDENDALE DRAINAGE (WURZBACH ROAD TO BLUEMEL ROAD)	205	387	242	1,027	1,495	0	3,356
GEORGE ROAD LOW WATER CROSS (HUNTERS BOW TO NW MILITARY HWY)	182	502	220	1,212	1,579	0	3,695
LOWER FRENCH CREEK DRAINAGE (LOW BID LANE TO LEON CREEK)	241	896	1,046	2,042	2,269	0	6,494
MARBACH ROAD AREA DRAINAGE (IH-410 TO HORAL DRIVE)	802	1,734	1,473	4,488	5,289	2,000	15,786
N. NEW BRAUNFELS (AUSTIN HWY TO LARKWOOD) DESIGN ONLY	147	839	0	0	0	0	986
OAK HAVEN AREA DRAINAGE (KENTWOOD PHASE 2)	300	983	1,314	2,555	2,740	0	7,892
PEGGY DRIVE AREA DRAINAGE (EASTGATE SUBDIVISION)	1,314	2,709	1,813	5,470	7,167	1,500	19,973
PERENNIAL DRIVE AREA DRAINAGE (HEIMER ROAD TO DUTCH MYRTLE)	89	386	194	1,326	751	0	2,746
PUBLIC ART (DRAINAGE)	204	1,033	1,229	84	0	0	2,550
QUENTIN DRIVE ALLEY INTERIM IMPROVEMENTS	48	148	235	540	0	0	971
SEELING DRAINAGE PH 4 (LOWERY DR-ST CLOUD & PLACID DR-SAGE-PARDO)	290	968	1,387	2,380	2,847	0	7,872
SOUTH PINE ROADWAY DRAINAGE PHASE 2	402	1,516	1,829	3,974	3,266	0	10,987
SOUTHWELL NORTH AREA DRAINAGE	218	886	1,315	3,504	0	0	5,923
VALLEY HI AREA DRAINAGE - MEDINA BASE PHASE 1	635	632	1,303	2,422	700	0	5,692
W BROADVIEW DR & OAKWOOD DR DRAINAGE PH1	516	1,408	2,042	3,579	2,841	0	10,386
WILCOX AVENUE AREA DRAINAGE	955	2,485	2,569	4,240	5,134	0	15,383
TOTAL PUBLIC WORKS	9,079	22,783	25,791	55,362	53,155	3,500	169,670
TOTAL 2022 GO DRAINAGE IMPROVEMENT	**9,079**	**22,783**	**25,791**	**55,362**	**53,155**	**3,500**	**169,670**

REVENUE SOURCE/DEPARTMENT/PROJECT	FY 2023	FY 2024	FY 2025	FY 2026	FY 2027	FY 2028	TOTAL
2022 GO LIBRARY IMPROVEMENT BOND							
PUBLIC WORKS							
CARVER BRANCH LIBRARY RENOVATION	379	1,251	1,327	5,562	3,974	0	12,493
CENTRAL LIBRARY RENOVATION	192	624	623	2,654	1,903	0	5,996
CITY-OWNED CULTURAL FACILITIES IMPROVEMENTS	245	655	1,443	3,650	0	0	5,993
ELLA AUSTIN COMMUNITY CENTER RENOVATION	651	1,211	2,631	7,000	0	0	11,493
LAS PALMAS BRANCH LIBRARY RENOVATION	171	555	540	2,318	1,663	0	5,247
MAGIK THEATER RENOVATION	88	252	229	659	1,521	0	2,749
PUBLIC ART (LIBRARIES FACILITIES)	70	391	385	29	0	0	875
TOWER OF AMERICAS IMPROVEMENTS	0	6,500	3,500	0	0	0	10,000
WORLD HERITAGE CENTER PHASE 2 IMPROVEMENTS	119	265	368	1,406	1,341	0	3,499
TOTAL PUBLIC WORKS	1,915	11,704	11,046	23,278	10,402	0	58,345
TOTAL 2022 GO LIBRARY IMPROVEMENT BOND	**1,915**	**11,704**	**11,046**	**23,278**	**10,402**	**0**	**58,345**
2022 GO NEIGHBORHOOD IMPROVEMENT BOND							
PUBLIC WORKS							
HOME OWNER REHABILITATION & PRESERVATION	7,600	14,300	14,300	8,300	500	0	45,000
HOMEOWNERSHIP PRODUCTION	4,790	70	70	70	0	0	5,000
HOUSING WITH PERMANENT ONSITE SUPPORTIVE HOMELESSNESS SERVICES	23,600	350	350	350	350	0	25,000
RENTAL ACQUISITION, REHAB, & PRESERVATION	30,560	7,760	560	560	560	0	40,000
RENTAL HOUSING PRODUCTION & ACQUISITION	33,320	420	420	420	420	0	35,000
TOTAL PUBLIC WORKS	99,870	22,900	15,700	9,700	1,830	0	150,000
TOTAL 2022 GO NEIGHBORHOOD IMPROVEMENT BOND	**99,870**	**22,900**	**15,700**	**9,700**	**1,830**	**0**	**150,000**
2022 GO PARKS & REC IMPROVEMENT BOND							
PUBLIC WORKS							
AL FORGE PARK	0	72	77	350	0	0	499
AL RHODE PARK	68	109	311	0	0	0	488
ARNOLD PARK	0	72	77	350	0	0	499
BEACON HILL PARK	0	223	265	0	0	0	488
BELMEADE PARK	0	175	116	0	0	0	291
BENAVIDES PARK	0	135	178	486	0	0	799

REVENUE SOURCE/DEPARTMENT/PROJECT	FY 2023	FY 2024	FY 2025	FY 2026	FY 2027	FY 2028	TOTAL
BRACKENRIDGE PARK 2022	306	1,491	682	0	0	0	2,479
BRACKENRIDGE PARK FACILITIES	0	248	265	2,611	1,873	0	4,997
CALDERON CLUBHOUSE (BOYS AND GIRLS CLUBS OF SAN ANTONIO)	0	3,724	7	0	0	0	3,731
CARACOL CREEK PARK	0	72	77	350	0	0	499
CASSIANO PARK	0	325	950	2,473	0	0	3,748
CATHEDRAL ROCK PARK	0	72	77	350	0	0	499
CITYWIDE BICYCLE RECREATIONAL FACILITIES	164	302	532	1,200	1,050	0	3,248
CLASSEN-STEUBING RANCH PARK	252	494	952	1,857	1,441	0	4,996
COMANCHE LOOKOUT PARK	33	140	191	552	333	0	1,249
CONCEPCION PARK	0	95	84	420	0	0	599
CUELLAR PARK	0	144	221	385	0	0	750
DELLVIEW PARK	0	72	77	350	0	0	499
DISTRICT 1 PARKS	195	355	584	1,474	1,389	0	3,997
DISTRICT 1 PARKS & MULTIGENERATIONAL RECREATION FACILITY	216	928	1,008	3,539	2,304	0	7,995
DISTRICT 2 PARKS	86	162	273	545	433	0	1,499
DISTRICT 3 AQUATICS FACILITY	235	442	540	2,222	1,558	0	4,997
DISTRICT 3 PARKS	0	186	254	459	0	0	899
DISTRICT 4 MULTIGENERATIONAL REC FACILITY (PALO ALTO COLLEGE)	53	1,946	3,502	4,485	0	0	9,986
DISTRICT 4 PARKS	94	171	273	654	607	0	1,799
DISTRICT 5 PARKS	113	217	390	803	650	0	2,173
DISTRICT 7 PARKS	0	157	186	388	168	0	899
DISTRICT 7 PARKS SHADE ENHANCEMENTS	105	174	461	0	0	0	740
EASTSIDE CLUBHOUSE (BOYS AND GIRLS CLUBS OF SAN ANTONIO)	557	3,167	7	0	0	0	3,731
EISENHOWER PARK	0	133	169	498	0	0	800
FEATHER RIDGE PARK	0	156	87	0	0	0	243
FLORIDA STREET PARK	0	161	82	0	0	0	243
FRIEDRICH PARK	0	175	225	399	0	0	799
FRIESENHAHN PARK	0	133	169	498	0	0	800
GILBERT GARZA PARK	0	151	225	423	0	0	799
GREATER LOVE MULTIGENERATIONAL AND RECREATION CENTER	491	0	0	0	0	0	491
HARLANDALE PARK	0	108	111	530	0	0	749

REVENUE SOURCE/DEPARTMENT/PROJECT	FY 2023	FY 2024	FY 2025	FY 2026	FY 2027	FY 2028	TOTAL
HEMISFAIR CIVIC PARK 2022	1,276	7,442	9,279	0	0	0	17,997
HERITAGE NEIGHBORHOOD PARK	0	178	229	392	0	0	799
JUPE MANOR NEIGHBORHOOD PARK	0	107	142	250	0	0	499
LADY BIRD JOHNSON PARK	0	197	249	552	251	0	1,249
LEE'S CREEK PARK	0	117	77	0	0	0	194
LINEAR GREENWAY TRAILS	2,949	15,198	20,310	32,529	32,441	0	103,427
LOCKWOOD AND DIGNOWITY PARKS 2022	0	157	199	442	201	0	999
MARTIN LUTHER KING PARK 2022	0	181	241	578	0	0	1,000
MAVERICK PARK	0	112	170	318	0	0	600
MCALLISTER PARK	112	219	479	1,187	0	0	1,997
MEDINA RIVER NATURAL AREA	0	187	225	387	0	0	799
MILLERS POND PARK (COMMUNITY RECREATION CENTER)	0	133	169	498	0	0	800
MITCHELL LAKE AUDUBON CENTER	320	1,325	2,992	1,356	0	0	5,993
MONTERREY PARK	0	133	169	498	0	0	800
NANI FALCONE PARK	0	124	158	467	0	0	749
NEW BUCHSENSCHUTZ PARK	0	252	206	371	170	0	999
NEW DISTRICT 6 PARK (NEAR CIELO VISTA)	0	99	113	287	0	0	499
NEW MEDICAL CENTER AREA PARK	940	1,874	414	0	0	0	3,228
NEW PARK AT ORR DRIVE AND SUZETTE AVENUE	0	72	77	350	0	0	499
NEW PARKS AT NOPAL STREET AND SOUTH GEVERS STREET	0	175	225	399	0	0	799
NEW REGIONAL PARK PHASE 1 (DISTRICT 6)	336	651	397	2,597	2,936	0	6,917
NEW REGIONAL PARK PHASE 1 AND NORMOYLE PARK EXPANSION (D5)	347	664	406	2,495	2,833	0	6,745
NORTH SAN ANTONIO HILLS PARK	0	125	70	0	0	0	195
O.P. SCHNABEL PARK	104	191	476	903	0	0	1,674
OLMOS BASIN PARK	55	141	245	543	265	0	1,249
PEARSALL PARK	116	222	460	1,101	0	0	1,899
PICKLEBALL RECREATIONAL IMPROVEMENTS	83	150	298	666	302	0	1,499
PICKWELL PARK	0	82	112	305	0	0	499
PIPER'S MEADOW PARK	0	69	70	360	0	0	499
PUBLIC ART (PARKS)	1,000	2,900	170	0	0	0	4,070
ROSEDALE PARK	0	137	228	0	0	0	365
SAN ANTONIO BOTANICAL CENTER	393	2,101	0	0	0	0	2,494

REVENUE SOURCE/DEPARTMENT/PROJECT	FY 2023	FY 2024	FY 2025	FY 2026	FY 2027	FY 2028	TOTAL
SAN ANTONIO ZOO	2,416	5,671	1,896	0	0	0	9,983
SAN PEDRO SPRINGS PARK	0	235	294	651	318	0	1,498
SOUTHSIDE LIONS PARK	0	238	316	695	0	0	1,249
SPRING TIME PARK	0	142	211	397	0	0	750
STINSON PARK (FIVE DIAMONDS LITTLE LEAGUE)	0	130	288	81	0	0	499
STONE OAK PARK	0	142	211	397	0	0	750
THE PUBLIC THEATER OF SAN ANTONIO (AT SAN PEDRO SPRINGS PARK)	0	152	221	627	0	0	1,000
TIMBER RIDGE PARK	0	72	77	350	0	0	499
TOM SLICK PARK	0	124	158	467	0	0	749
UTSA ATHLETICS FACILITIES	965	3,200	826	0	0	0	4,991
WALKER RANCH PARK	68	109	311	0	0	0	488
WHEATLEY HEIGHTS SPORTS COMPLEX 2022	0	190	253	556	0	0	999
WOODLAWN LAKE PARK	113	221	484	1,200	0	0	2,018
TOTAL PUBLIC WORKS	14,561	63,228	58,286	83,903	51,523	0	271,501
TOTAL 2022 GO PARKS & REC IMPROVEMENT BOND	**14,561**	**63,228**	**58,286**	**83,903**	**51,523**	**0**	**271,501**
2022 GO PUBLIC SAFETY FACILITIES IMPROVEMENT BOND							
PUBLIC WORKS							
ANIMAL CARE FACILITIES IMPROVEMENTS	1,296	2,626	1,557	6,865	4,930	0	17,274
CITYWIDE PUBLIC HEALTH & SAFETY FACILITY	1,496	1,526	2,899	8,301	1,586	0	15,808
FIRE STATION #10 FACILITY REPLACEMENT	517	1,448	1,138	6,175	3,210	0	12,488
FIRE STATION #33 FACILITY REPLACEMENT	493	1,471	1,540	5,360	3,626	0	12,490
NEW POLICE SUBSTATION	712	1,538	2,079	9,389	5,276	0	18,994
PUBLIC ART (PUBLIC SAFETY FACILITIES)	94	522	517	39	0	0	1,172
TOTAL PUBLIC WORKS	4,608	9,131	9,730	36,129	18,628	0	78,226
TOTAL 2022 GO PUBLIC SAFETY FACILITIES IMPROVEMENT BOND	**4,608**	**9,131**	**9,730**	**36,129**	**18,628**	**0**	**78,226**
2022 GO STREETS IMPROVEMENT BOND							
PUBLIC WORKS							
BABCOCK ROAD (WEST HAUSMAN TO UTSA BOULEVARD)	484	1,068	727	3,150	4,560	0	9,989
BRAUN ROAD SIDEWALKS (TEZEL ROAD TO NORTHWEST LOOP 1604)	234	389	371	1,225	775	0	2,994
BULVERDE ROAD (GREEN SPRING DRIVE TO REDLAND ROAD)	977	760	3,140	3,918	4,206	0	13,001

REVENUE SOURCE/DEPARTMENT/PROJECT	FY 2023	FY 2024	FY 2025	FY 2026	FY 2027	FY 2028	TOTAL
BYNUM AVE PH2 (WEST MAYFIELD BLVD TO WEST GERALD AVE)	1,221	2,417	1,312	0	0	0	4,950
CITYWIDE BICYCLE FACILITIES	426	1,082	2,182	2,144	4,156	0	9,990
CITYWIDE BRIDGE IMPROVEMENTS	188	133	170	320	343	0	1,154
CLASSEN ROAD (CLASSEN SPUR TO KNOLLCREEK DRIVE)	708	1,377	895	2,889	4,117	0	9,986
COVEL ROAD (RAY ELLISON BOULEVARD TO OLD PEARSALL ROAD)	269	1,318	1,637	3,164	3,602	0	9,990
CULEBRA PARK (AREA STREETS)	292	932	1,205	2,260	2,305	0	6,994
CULEBRA ROAD (IH-10 TO CALLAGHAN ROAD)	710	1,618	1,270	5,682	8,700	0	17,980
D9 TRAFFIC AND MOBILITY IMPROVEMENTS (HARDY OAK & STONE OAK AREA)	319	651	472	1,459	2,094	0	4,995
DISTRICT 1 F-STREETS RECONSTRUCTION	675	1,700	2,250	3,500	3,370	0	11,495
DISTRICT 1 PEDESTRIAN MOBILITY	179	250	335	151	83	0	998
DISTRICT 10 F-STREETS RECONSTRUCTION	675	1,700	2,250	3,500	3,616	0	11,741
DISTRICT 10 PEDESTRIAN MOBILITY	179	250	335	151	83	0	998
DISTRICT 2 F-STREETS RECONSTRUCTION	675	1,700	2,500	4,000	3,105	0	11,980
DISTRICT 2 PEDESTRIAN MOBILITY	179	250	335	151	83	0	998
DISTRICT 3 F-STREETS RECONSTRUCTION	675	1,700	2,250	3,500	3,087	0	11,212
DISTRICT 3 PEDESTRIAN MOBILITY	179	250	335	151	83	0	998
DISTRICT 4 F-STREETS RECONSTRUCTION	525	1,100	2,000	3,000	3,084	0	9,709
DISTRICT 4 PEDESTRIAN MOBILITY	179	250	335	151	83	0	998
DISTRICT 5 F-STREETS RECONSTRUCTION	675	1,700	2,000	3,000	3,145	0	10,520
DISTRICT 5 PEDESTRIAN MOBILITY	367	750	985	641	253	0	2,996
DISTRICT 6 F-STREETS RECONSTRUCTION	525	1,100	1,750	2,500	3,043	0	8,918
DISTRICT 6 INTERSECTION IMPROVEMENTS	268	566	387	1,567	2,208	0	4,996
DISTRICT 6 PEDESTRIAN MOBILITY	179	250	335	151	83	0	998
DISTRICT 7 F-STREETS RECONSTRUCTION	525	1,100	2,000	3,000	3,316	0	9,941
DISTRICT 7 NEIGHBORHOOD SIDEWALK IMPROVEMENTS	513	1,572	1,944	4,703	7,253	0	15,985
DISTRICT 7 PEDESTRIAN MOBILITY	179	250	335	151	83	0	998
DISTRICT 8 F-STREETS RECONSTRUCTION	525	1,100	1,500	2,000	2,515	0	7,640
DISTRICT 8 PEDESTRIAN MOBILITY	179	250	335	151	83	0	998
DISTRICT 9 F-STREETS RECONSTRUCTION	525	1,100	1,500	2,000	2,219	0	7,344
DISTRICT 9 PEDESTRIAN MOBILITY	179	250	335	151	83	0	998
DISTRICT 9 TRAFFIC & MOBILITY IMPROVEMENTS (BITTERS RD AREA)	274	546	400	1,147	1,629	0	3,996

REVENUE SOURCE/DEPARTMENT/PROJECT	FY 2023	FY 2024	FY 2025	FY 2026	FY 2027	FY 2028	TOTAL
DORSEY DRIVE (MOURSUND BOULEVARD TO GARNETT AVENUE)	195	785	971	1,898	1,146	0	4,995
EASTSIDE AREA STREETS	434	838	504	2,037	3,029	0	6,842
EVANS ROAD PHASE 1 (EAST ELM CREEK TO MASONWOOD)	480	981	1,611	2,718	3,050	0	8,840
FLOYD CURL DRIVE (HUEBNER ROAD TO CHARLES KATZ)	1,170	2,285	4,085	4,450	0	0	11,990
GARDENDALE STREET (WURZBACH ROAD TO BLUEMEL ROAD)	171	341	228	922	1,335	0	2,997
HEMISFAIR BOULEVARD PHASE 3	370	789	650	2,903	4,282	0	8,994
JONES MALTSBERGER RD (AUTRY POND RD - REDLAND RD) DESIGN ONLY	173	817	0	0	0	0	990
MARBACH ROAD AREA STREETS (LOOP 410 TO HORAL DRIVE)	935	1,699	1,293	4,182	5,875	1,000	14,984
MILITARY DRIVE (SEQUOIA HEIGHT TO EAST OF REED ROAD)	543	1,465	564	4,386	4,531	0	11,489
NORTH NEW BRAUNFELS AV PH 2 (E HOUSTON ST. - PASO HONDO ST.)	455	794	1,333	2,050	1,861	0	6,493
OAK HAVEN AREA STREETS (KENTWOOD PHASE 2)	321	993	1,302	2,542	2,734	0	7,892
OLD HWY 90 PHASE 2 (STATE HWY 151 TO US HWY 90 WEST)	887	1,173	2,125	1,803	2,102	0	8,090
PERENNIAL AREA STREETS (HEIMER ROAD TO DUTCH MYRTLE)	88	386	195	1,326	751	0	2,746
PORT SAN ANTONIO AREA STREETS	644	1,482	4,977	4,977	2,899	0	14,979
PROBANDT STREET PHASE 2	302	236	1,231	1,763	1,467	0	4,999
PUBLIC ART (STREETS)	622	2,750	3,446	233	0	0	7,051
ROOSEVELT AVENUE (VFW BOULEVARD TO HARDING BOULEVARD)	380	1,611	1,974	3,862	4,160	0	11,987
S ZARZAMORA ST. OVERPASS AT UNION PACIFIC RAILROAD PHASE 2	0	0	57	557	803	1,083	2,500
SIDNEY BROOKS DR (CITY BASE LANDING TO SOUTH NEW BRAUNFELS)	434	2,010	2,688	5,274	4,578	0	14,984
SONTERRA ROAD EXTENSION (SONTERRA TO LOOP 1604)	934	1,566	3,495	0	0	0	5,995
SOUTH BRAZOS STREET (ALAZAN CREEK TO APACHE CREEK)	279	1,062	1,644	4,507	0	0	7,492
SOUTHCROSS BOULEVARD PHASE 2	166	710	1,120	2,999	0	0	4,995
TEXAS A&M UNIVERSITY AREA STREETS	352	1,534	2,343	4,859	1,500	0	10,588
TOEPPERWEIN ROAD (NACOGDOCHES ROAD TO RAINTREE FOREST)	650	1,936	2,893	5,035	3,968	0	14,482
VANCE JACKSON (LOOP 410 TO ADRIAN DRIVE)	470	1,380	2,174	3,770	2,195	0	9,989
VANCE JACKSON ROAD (HUEBNER ROAD TO WURZBACH ROAD)	943	1,945	3,375	5,125	4,593	0	15,981

REVENUE SOURCE/DEPARTMENT/PROJECT	FY 2023	FY 2024	FY 2025	FY 2026	FY 2027	FY 2028	TOTAL
WATSON RD PHASE 1 (VERANO PARKWAY TO WEST OF PALO ALTO ROAD)	822	1,687	2,570	3,855	3,049	0	11,983
WURZBACH ROAD AT VANCE JACKSON (INTERSECTION IMPROVEMENTS)	1,083	2,604	2,066	0	0	0	5,753
TOTAL PUBLIC WORKS	29,164	67,288	91,026	143,661	137,356	2,083	470,578
TOTAL 2022 GO STREETS IMPROVEMENT BOND	**29,164**	**67,288**	**91,026**	**143,661**	**137,356**	**2,083**	**470,578**
2022 TAX NOTES							
PUBLIC WORKS							
CITYWIDE THREE HISTORICAL BRIDGE REHABS	320	0	0	0	0	0	320
HARRY WURZBACH (AUSTIN HWY IMPROVEMENT)	1,831	0	0	0	0	0	1,831
HAYS ST. BRIDGE PARK	3,151	249	0	0	0	0	3,400
TOTAL PUBLIC WORKS	5,302	249	0	0	0	0	5,551
TOTAL 2022 TAX NOTES	**5,302**	**249**	**0**	**0**	**0**	**0**	**5,551**
ADVANCED TRANSPORTATION DISTRICT							
PUBLIC WORKS							
ATD FY 2023 AUDIBLE PEDS	170	0	0	0	0	0	170
ATD FY 2023 INTELLIGENT TRAFFIC SYSTEM	600	0	0	0	0	0	600
ATD FY 2023 ITSD TRAFFIC SIGNAL COMMUNICATIONS	700	0	0	0	0	0	700
ATD FY 2023 SIDEWALKS	9,250	3,250	0	0	0	0	12,500
STREET MAINTENANCE PROGRAM	3,300	4,300	4,300	4,300	4,300	4,300	24,800
TOTAL PUBLIC WORKS	14,020	7,550	4,300	4,300	4,300	4,300	38,770
TRANSPORTATION DEPARTMENT							
ATD FY 2022 BIKE FACILITIES	500	500	0	0	0	0	1,000
ATD FY 2022 BIKE NETWORK PLAN 10-YEAR UPDATE	1,000	1,600	100	0	0	0	2,700
ATD FY 2023 BIKE FACILITIES	1,000	0	0	0	0	0	1,000
TOTAL TRANSPORTATION DEPARTMENT	2,500	2,100	100	0	0	0	4,700
TOTAL ADVANCED TRANSPORTATION DISTRICT	**16,520**	**9,650**	**4,400**	**4,300**	**4,300**	**4,300**	**43,470**
AIRPORT IMPROVEMENT & CONTINGENCY FUND							
AVIATION							
AIRFIELD PMMP UPDATE-FY2022	16	0	0	0	0	0	16
BAGGAGE HANDLING UPGRADES (HIGH LEVEL CONTROLS)	185	0	0	0	0	0	185
DEMO AND RELOCATE ATC AND TRACON	255	0	0	0	0	0	255

REVENUE SOURCE/DEPARTMENT/PROJECT	FY 2023	FY 2024	FY 2025	FY 2026	FY 2027	FY 2028	TOTAL
GIS REPOSITORY	41	0	0	0	0	0	41
PASSENGER FLOW MANAGEMENT SYSTEM EXPANSION TO TB	132	0	0	0	0	0	132
PROGRAM MANAGEMENT SERVICES	750	750	750	750	375	0	3,375
SAT, AIRPORT DESIGN STANDARD MANUAL	379	0	0	0	0	0	379
STINSON - AIRFIELD GENERATOR BLDG RECONSTRUCTION	2,220	583	0	0	0	0	2,803
STINSON DRAINAGE PLAN	210	0	0	0	0	0	210
TOTAL AVIATION	4,188	1,333	750	750	375	0	7,396
TOTAL AIRPORT IMPROVEMENT & CONTINGENCY FUND	**4,188**	**1,333**	**750**	**750**	**375**	**0**	**7,396**
AIRPORT IMPROVEMENT PROGRAM GRANT							
AVIATION							
AIRFIELD PACKAGE 6-7	1,000	2,632	0	0	0	0	3,632
RECONSTRUCT KEEL SECTION OF RW 13R/31L	2,000	1,425	0	0	0	0	3,425
RUNWAY 13L/31R MILL & OVERLAY	3,370	2,000	0	0	0	0	5,370
TAXIWAY H RECONSTRUCTION	161	0	0	0	0	0	161
TOTAL AVIATION	6,531	6,057	0	0	0	0	12,588
TOTAL AIRPORT IMPROVEMENT PROGRAM GRANT	**6,531**	**6,057**	**0**	**0**	**0**	**0**	**12,588**
AIRPORT INFRASTRUCTURE GRANT							
AVIATION							
AIRFIELD PMMP UPDATE-FY2022	48	0	0	0	0	0	48
EMERGENCY RESPONSE ROAD RECONSTRUCTION-PKG 4	4,014	1,003	0	0	0	0	5,017
EXECUTIVE PROGRAM MANAGER	0	0	0	387	1,003	1,030	2,420
PROGRAM MANAGEMENT/CONSTRUCTION MANAGEMENT	0	0	0	2,017	5,587	5,739	13,343
RECONSTRUCT & DECOUPLE RUNWAY 13R/31L	5,064	0	0	0	0	0	5,064
RELOCATION OF VEHICLE GATE 20	1,044	1,096	0	0	0	0	2,140
RUNWAY 13R-31L SAFETY ENHANCEMENTS	2,525	0	0	0	0	0	2,525
RW 4/22 CENTERLINE LIGHTING CIRCUIT REPLACEMENT	380	0	0	0	0	0	380
SKYPLACE ROAD RECONSTRUCTION	492	3,422	1,258	0	0	0	5,172
TERMINAL A ELECTRICAL SYSTEM EXPANSION	2,167	4,335	2,167	0	0	0	8,669
UNIT 1902 ARFF VEHICLE R3 REPLACEMENT	0	1,474	0	0	0	0	1,474
WEST APRON TAXILANE RECONSTRUCTION	2,717	0	0	0	0	0	2,717
TOTAL AVIATION	18,451	11,330	3,425	2,404	6,590	6,769	48,969
TOTAL AIRPORT INFRASTRUCTURE GRANT	**18,451**	**11,330**	**3,425**	**2,404**	**6,590**	**6,769**	**48,969**

REVENUE SOURCE/DEPARTMENT/PROJECT	FY 2023	FY 2024	FY 2025	FY 2026	FY 2027	FY 2028	TOTAL
AIRPORT PASSENGER FACILITY CHARGE							
AVIATION							
TERMINAL A GROUND LOADING FACILITY	1,612	21,049	2,339	0	0	0	25,000
TOTAL AVIATION	1,612	21,049	2,339	0	0	0	25,000
TOTAL AIRPORT PASSENGER FACILITY CHARGE	**1,612**	**21,049**	**2,339**	**0**	**0**	**0**	**25,000**
ALAMODOME IMPROVEMENT AND CONTINGENCY FUND							
ALAMODOME							
ALAMODOME WEST SIDE HOT WATER LOOP	600	0	0	0	0	0	600
TOTAL ALAMODOME	600	0	0	0	0	0	600
TOTAL ALAMODOME IMPROVEMENT AND CONTINGENCY FUND	**600**	**0**	**0**	**0**	**0**	**0**	**600**
CITY TOWER TENANT IMPROVEMENT FUND							
PUBLIC WORKS							
CITY TOWER - TENANT IMPROVEMENTS	0	1,649	7	0	0	0	1,656
TOTAL PUBLIC WORKS	0	1,649	7	0	0	0	1,656
TOTAL CITY TOWER TENANT IMPROVEMENT FUND	**0**	**1,649**	**7**	**0**	**0**	**0**	**1,656**
CUSTOMER FACILITY CHARGE							
AVIATION							
CONRAC UPGRADES	1,915	542	0	0	0	0	2,457
TOTAL AVIATION	1,915	542	0	0	0	0	2,457
TOTAL CUSTOMER FACILITY CHARGE	**1,915**	**542**	**0**	**0**	**0**	**0**	**2,457**
DEVELOPMENT SERVICES FUND							
BUILDING & EQUIPMENT SERVICES							
ONE STOP HVAC REPLACEMENT	1,500	0	0	0	0	0	1,500
TOTAL BUILDING & EQUIPMENT SERVICES	1,500	0	0	0	0	0	1,500
DEVELOPMENT SERVICES							
ONE STOP BUILDING ENHANCEMENTS	682	0	0	0	0	0	682
TOTAL DEVELOPMENT SERVICES	682	0	0	0	0	0	682
TOTAL DEVELOPMENT SERVICES FUND	**2,182**	**0**	**0**	**0**	**0**	**0**	**2,182**

REVENUE SOURCE/DEPARTMENT/PROJECT	FY 2023	FY 2024	FY 2025	FY 2026	FY 2027	FY 2028	TOTAL
GENERAL FUND							
BUILDING & EQUIPMENT SERVICES							
FY23 EAST PD UNDERGROUND STORAGE TANK REPLACEMENT	1,100	0	0	0	0	0	1,100
ROOF REPLACEMENT AND REPAIR	1,000	2,353	0	0	0	0	3,353
TOTAL BUILDING & EQUIPMENT SERVICES	2,100	2,353	0	0	0	0	4,453
CENTER CITY DEVELOPMENT							
TOWER OF THE AMERICA'S STRUCTURAL IMPROVEMENTS	300	500	500	0	0	0	1,300
TOTAL CENTER CITY DEVELOPMENT	300	500	500	0	0	0	1,300
CENTER CITY DEVELOPMENT & OPTS							
RIVER WALK - SIDEWALKS RENOVATION	1,600	0	0	0	0	0	1,600
RIVER WALK - STAIR CASE RENOVATION	850	0	0	0	0	0	850
WESTSIDE EDUCATION AND TRAINING CENTER	500	0	0	0	0	0	500
TOTAL CENTER CITY DEVELOPMENT & OPTS	2,950	0	0	0	0	0	2,950
PARKS AND RECREATION							
FY23 SCHEDULE MAINTENANCE FOR PARKS	2,000	3,000	0	0	0	0	5,000
JAPANESE TEA GARDEN INFRASTRUCTURE	225	0	0	0	0	0	225
TOTAL PARKS AND RECREATION	2,225	3,000	0	0	0	0	5,225
PUBLIC WORKS							
ABE LINCOLN SHARED USE PATH	420	246	234	0	0	0	900
ACS EMERGENCY OVERFLOW &TRANSPORT KENNEL	150	800	250	0	0	0	1,200
ATD FY 2023 SIDEWALKS	0	6,000	0	0	0	0	6,000
BROOK HOLLOW LIBRARY PARKING LOT	142	550	100	0	0	0	792
CASA BUILDING RENOVATION	343	457	0	0	0	0	800
CITY TOWER	300	0	0	0	0	0	300
CITY-OWNED CULTURAL FACILITIES IMPROVEMENTS	700	0	0	0	0	0	700
DISTRICT 10 INFRASTRUCTURE IMPROVEMENTS	69	91	0	0	0	0	160
FARMER'S MARKET MOLD REMEDIATION PH 2	257	0	0	0	0	0	257
FY 2022 SCHOOL PEDESTRIAN SAFETY	102	0	0	0	0	0	102
FY 2022 TRAFFIC CALMING	644	0	0	0	0	0	644
FY 2023 SCHOOL PEDESTRIAN SAFETY	1,000	0	0	0	0	0	1,000
FY 2023 TRAFFIC CALMING	1,000	0	0	0	0	0	1,000
HAYS STREET BRIDGE STRUCTURAL REPAIRS	600	0	0	0	0	0	600
MARKET ST CYCLE TRACK (MKT - IH35 - IH37)	544	696	248	402	0	0	1,890
MEMORIAL BRANCH LIBRARY	125	175	0	0	0	0	300

REVENUE SOURCE/DEPARTMENT/PROJECT	FY 2023	FY 2024	FY 2025	FY 2026	FY 2027	FY 2028	TOTAL
N FRIO BIKE AND PED IMPROVEMENTS	366	366	732	296	440	0	2,200
PINN ROAD SHARED USE	586	344	330	0	0	0	1,260
POLICE STATION AT ST. MARY'S	0	1,400	0	0	0	0	1,400
PUBLIC SAFETY WAREHOUSE	450	3,125	3,150	2,275	0	0	9,000
TEZEL ROAD CITY FACILITY	489	0	0	0	0	0	489
TXDOT ROW PROJECTS	200	0	0	0	0	0	200
TOTAL PUBLIC WORKS	8,487	14,250	5,044	2,973	440	0	31,194
TRANSPORTATION DEPARTMENT							
FY 2021 VISION ZERO	900	0	0	0	0	0	900
FY 2022 VISION ZERO	675	225	0	0	0	0	900
FY 2023 VISION ZERO	1,000	0	0	0	0	0	1,000
MID BLOCK CROSSINGS - VISION ZERO	1,390	0	0	0	0	0	1,390
TOTAL TRANSPORTATION DEPARTMENT	3,965	225	0	0	0	0	4,190
TOTAL GENERAL FUND	**20,027**	**20,328**	**5,544**	**2,973**	**440**	**0**	**49,312**
HOT REDEMPTION AND CAPITAL FUND							
ALAMODOME							
ALAMODOME ACP SHADE STRUCTURES	0	0	518	0	0	0	518
ALAMODOME ARENA FLOOR BOXES	290	0	0	0	0	0	290
ALAMODOME ARENA PA	1,809	0	0	0	0	0	1,809
ALAMODOME BOILER REPLACEMENT	488	0	0	0	0	0	488
ALAMODOME BOXING IMPROVEMENTS	500	0	0	0	0	0	500
ALAMODOME CURTAINS	0	0	0	0	186	0	186
ALAMODOME DIGITAL DISPLAYS	0	0	0	0	0	22,013	22,013
ALAMODOME EXPANSION JOINTS	0	775	0	0	0	0	775
ALAMODOME EXTERIOR COLOR SYSTEM	222	0	0	0	0	0	222
ALAMODOME FALL ARREST SYSTEM	273	0	0	0	0	0	273
ALAMODOME FIXED SEATING REPLACEMENT	0	0	0	4,840	0	0	4,840
ALAMODOME FOOTBALL IMPROVEMENTS	0	0	0	1,500	0	0	1,500
ALAMODOME FOOTBALL TURF	0	0	0	1,029	0	0	1,029
ALAMODOME HEB PLAZA & MEDIA CENTER	442	0	0	0	0	0	442
ALAMODOME IMPROVEMENTS	1,546	9,404	518	763	0	0	12,231
ALAMODOME LOADING DOCK VEHICULAR GATE	100	0	0	0	0	0	100

REVENUE SOURCE/DEPARTMENT/PROJECT	FY 2023	FY 2024	FY 2025	FY 2026	FY 2027	FY 2028	TOTAL
ALAMODOME METAL DETECTORS	0	0	745	0	0	0	745
ALAMODOME NETWORK PERIMETER EXTENSION	224	0	0	0	0	0	224
ALAMODOME OPERATING & MAINTENANCE	3,514	997	2,051	717	1,805	1,682	10,766
ALAMODOME ROOF REPLACEMENT	0	650	4,751	5,000	0	0	10,401
ALAMODOME SOCCER TURF	1,300	0	0	0	0	0	1,300
ALAMODOME SOUTH PLAZA LIGHTING	0	0	0	1,433	0	0	1,433
ALAMODOME SOUTHWEST LIFT STATIONS	216	0	0	0	0	0	216
ALAMODOME STAGE REPLACEMENT	273	0	0	0	0	0	273
ALAMODOME STRUCTURAL REPAIRS	5,533	4,000	0	0	0	0	9,533
ALAMODOME TURF COVER	1,232	0	0	0	0	0	1,232
ALAMODOME UPPER LEVEL SEATING	0	0	0	303	0	0	303
ALAMODOME WAREHOUSE	0	0	560	0	0	0	560
ALAMODOME WATER HEATER REPLACEMENT	120	0	0	0	0	0	120
ALAMODOME WAYFINDING SIGNAGE	95	0	0	0	0	333	428
ALAMODOME WI-FI REPLACEMENT	0	0	2,300	0	0	0	2,300
TOTAL ALAMODOME	18,177	15,826	11,443	15,585	1,991	24,028	87,050
CONVENTION FACILITIES							
HBGCC OPERATING & MAINTENANCE	4,000	9,822	1,385	469	324	82	16,082
TOTAL CONVENTION FACILITIES	4,000	9,822	1,385	469	324	82	16,082
TOTAL HOT REDEMPTION AND CAPITAL FUND	**22,177**	**25,648**	**12,828**	**16,054**	**2,315**	**24,110**	**103,132**
INSURANCE PROCEEDS							
BUILDING & EQUIPMENT SERVICES							
ROOF REPLACEMENT AND REPAIR	2,000	4,449	0	0	0	0	6,449
TOTAL BUILDING & EQUIPMENT SERVICES	2,000	4,449	0	0	0	0	6,449
TOTAL INSURANCE PROCEEDS	**2,000**	**4,449**	**0**	**0**	**0**	**0**	**6,449**
INTERIM AIRPORT FINANCING							
AVIATION							
AIRFIELD PACKAGE 6-7	495	0	0	0	0	0	495
AIRPORT DATA MANAGEMENT SYSTEM (ADMS)	1,857	0	0	0	0	0	1,857
AIRPORT EVIDS	953	0	0	0	0	0	953
AIRPORT LIGHTING CONTROL AND MONITORING SYSTEM	147	0	0	0	0	0	147
AIRPORT PLANNING SERVICES	3,319	295	213	0	0	0	3,827

REVENUE SOURCE/DEPARTMENT/PROJECT	FY 2023	FY 2024	FY 2025	FY 2026	FY 2027	FY 2028	TOTAL
BAGGAGE HANDLING SYSTEM EXPANSION	3,808	19,554	22,636	6,874	0	0	52,872
CCTV/ACS SYSTEM REPLACEMENT	1,192	0	1,034	0	0	0	2,226
COMPUTERIZED MAINTENANCE MANAGEMENT SYSTEM	2,060	0	0	0	0	0	2,060
EMERGENCY RESPONSE ROAD RECONSTRUCTION-PKG 4	1,338	334	0	0	0	0	1,672
EXECUTIVE PROGRAM MANAGER	902	1,263	1,316	934	334	343	5,092
MASTER ARCHITECT	5,684	11,368	6,974	5,509	5,509	4,744	39,788
NETWORK EOL REPLACEMENT	2,260	1,980	1,980	2,700	0	0	8,920
OUTSIDE PLANT CAMPUS IT RING	368	331	2,732	4,303	0	0	7,734
PROGRAM MANAGEMENT/CONSTRUCTION MANAGEMENT	3,365	7,067	7,358	7,368	1,862	1,913	28,933
RECONSTRUCT & DECOUPLE RUNWAY 13R/31L	1,688	0	0	0	0	0	1,688
REHABILITATE WEST CARGO FACILITIES	240	0	0	0	0	0	240
RELOCATE EMPLOYEE PARKING	495	156	82	0	0	0	733
RELOCATION OF VEHICLE GATE 20	436	365	0	0	0	0	801
RON AIRCRAFT PARKING	513	287	201	106	0	0	1,107
RTR-F	340	3,102	0	0	0	0	3,442
RUNWAY 13R-31L SAFETY ENHANCEMENTS	900	1,671	0	0	0	0	2,571
RW 4/22 CENTERLINE LIGHTING CIRCUIT REPLACEMENT	127	0	0	0	0	0	127
SKYPLACE ROAD RECONSTRUCTION	164	1,141	419	0	0	0	1,724
TA-PHASE III-TA ROOF	2,873	0	0	0	0	0	2,873
TAXIWAY H RECONSTRUCTION	20	0	0	0	0	0	20
TERMINAL A ELECTRICAL SYSTEM EXPANSION	542	1,084	542	0	0	0	2,168
TERMINAL A GATE EXPANSION	1,875	0	0	0	0	0	1,875
TERMINAL A NEW IDF ROOM	546	435	1,193	1,253	0	0	3,427
TERMINAL B EXPANSION	4,147	2,000	0	0	0	0	6,147
TERMINAL DEVELOPMENT PROGRAM ENVIRONMENT	1,858	0	0	0	0	0	1,858
WEST APRON TAXILANE RECONSTRUCTION	906	0	0	0	0	0	906
TOTAL AVIATION	45,418	52,433	46,680	29,047	7,705	7,000	188,283
TOTAL INTERIM AIRPORT FINANCING	**45,418**	**52,433**	**46,680**	**29,047**	**7,705**	**7,000**	**188,283**

REVENUE SOURCE/DEPARTMENT/PROJECT	FY 2023	FY 2024	FY 2025	FY 2026	FY 2027	FY 2028	TOTAL
MARKET SQUARE OPERATING FUND							
PUBLIC WORKS							
FARMERS MARKET & EL MERCADO - BUILDING UPGRADES	400	0	0	0	0	0	400
TOTAL PUBLIC WORKS	400	0	0	0	0	0	400
TOTAL MARKET SQUARE OPERATING FUND	**400**	**0**	**0**	**0**	**0**	**0**	**400**
MUNICIPAL FACILITIES CORPORATION							
PARKS AND RECREATION							
2022 EDWARDS AQUIFER PROTECTION PROGRAM	10,000	0	0	0	0	0	10,000
TOTAL PARKS AND RECREATION	10,000	0	0	0	0	0	10,000
PUBLIC WORKS							
CITY TOWER	985	0	0	0	0	0	985
CITY TOWER - TENANT IMPROVEMENTS	1,000	3,925	0	0	0	0	4,925
TOTAL PUBLIC WORKS	1,985	3,925	0	0	0	0	5,910
TOTAL MUNICIPAL FACILITIES CORPORATION	**11,985**	**3,925**	**0**	**0**	**0**	**0**	**15,910**
PARKING OPERATING AND MAINTENANCE FUND							
CENTER CITY DEVELOPMENT & OPTS							
PARKING IMPROVEMENTS FACILITIES	881	0	0	0	0	0	881
TOTAL CENTER CITY DEVELOPMENT & OPTS	881	0	0	0	0	0	881
TOTAL PARKING OPERATING AND MAINTENANCE FUND	**881**	**0**	**0**	**0**	**0**	**0**	**881**
PRIOR DEBT PROCEEDS							
BUILDING & EQUIPMENT SERVICES							
NP UNDERGROUND FUEL STORAGE TANK REPLACE	1,023	0	0	0	0	0	1,023
TOTAL BUILDING & EQUIPMENT SERVICES	1,023	0	0	0	0	0	1,023
LIBRARY							
GUERRA LIBRARY IMPROVEMENTS	279	0	0	0	0	0	279
TOTAL LIBRARY	279	0	0	0	0	0	279
PUBLIC WORKS							
S. GEVERS STREET DRAINAGE IMPROVEMENT	4,589	0	0	0	0	0	4,589
TOTAL PUBLIC WORKS	4,589	0	0	0	0	0	4,589
TOTAL PRIOR DEBT PROCEEDS	**5,891**	**0**	**0**	**0**	**0**	**0**	**5,891**

REVENUE SOURCE/DEPARTMENT/PROJECT	FY 2023	FY 2024	FY 2025	FY 2026	FY 2027	FY 2028	TOTAL
PROP 1 - FY 2015 EDWARDS AQUIFER RECHARGE ZONE							
PARKS AND RECREATION							
EDWARDS AQUIFER PROTECTION PROGRAM	7,513	372	41	0	0	0	7,926
TOTAL PARKS AND RECREATION	7,513	372	41	0	0	0	7,926
TOTAL PROP 1 - FY 2015 EDWARDS AQUIFER RECHARGE ZONE	**7,513**	**372**	**41**	**0**	**0**	**0**	**7,926**
PROP 2 - 2010 PARKS DEVELOPMENT & EXPANSION VENUE							
PARKS AND RECREATION							
CITYWIDE CREEKWAY TRAIL DEVELOPMENT	230	0	0	0	0	0	230
TOTAL PARKS AND RECREATION	230	0	0	0	0	0	230
TOTAL PROP 2 - 2010 PARKS DEVELOPMENT & EXPANSION VENUE	**230**	**0**	**0**	**0**	**0**	**0**	**230**
PROP 2 - 2015 PARKS DEVELOPMENT AND EXPANSION VENUE							
PARKS AND RECREATION							
APACHE CREEK - WESTSIDE CREEK TRAIL	176	0	0	0	0	0	176
BEITEL CREEK (SALADO TO BRIARGLEN)	1,200	238	0	0	0	0	1,438
CITYWIDE CREEKWAY TRAIL DEVELOPMENT	270	1,500	2,131	0	0	0	3,901
CREEKWAY LOW IMPACT DEVELOPMENT PROJECT	1,500	200	166	0	0	0	1,866
CULEBRA CREEK GRNWAY (CATHEDRAL ROCK PRK TO GRISSOM RD)	450	0	0	0	0	0	450
DISTRICT 9 GREENWAY TRAIL PROJECT	500	1,500	1,000	0	0	0	3,000
FRENCH CREEK - (LEON CREEK GREENWAY TO NANI FALCONE PARK)	300	145	0	0	0	0	445
FT. SAM HOUSTON TRAIL (JOHN JAMES PARK TO JACK WHITE PARK)	800	1,000	3,126	0	0	0	4,926
LEON CREEK (QUINTANA RD TO I-35)	250	1,500	2,500	0	0	0	4,250
LEON CREEK (THE RIM TO RAYMOND RUSSELL PARK)	1,316	2,500	0	0	0	0	3,816
RENOVATION OF CREEKWAY PROJECT IMPROVEMENT	340	200	215	0	0	0	755
SALADO CREEK - PARK, LANDSCAPE AND URBAN	400	425	0	0	0	0	825
SALADO CREEK (SE MILITARY TO MOUNT VIEJO)	1,246	0	0	0	0	0	1,246
SALADO CREEK (SOUTHSIDE LIONS PARK TO SE MILITARY DRIVE)	350	0	0	0	0	0	350
TRAIL CONNECTIONS, PARKING AND OTHER ENHANCEMENTS	450	393	150	0	0	0	993
TOTAL PARKS AND RECREATION	9,548	9,601	9,288	0	0	0	28,437
TOTAL PROP 2 - 2015 PARKS DEVELOPMENT AND EXPANSION VENUE	**9,548**	**9,601**	**9,288**	**0**	**0**	**0**	**28,437**

REVENUE SOURCE/DEPARTMENT/PROJECT	FY 2023	FY 2024	FY 2025	FY 2026	FY 2027	FY 2028	TOTAL
RIGHT OF WAY FUND							
PUBLIC WORKS							
FY 2022 NON SERVICE ALLEY INVENTORY	448	0	0	0	0	0	448
STREET MAINTENANCE PROGRAM	1,000	0	0	0	0	0	1,000
TOTAL PUBLIC WORKS	1,448	0	0	0	0	0	1,448
TOTAL RIGHT OF WAY FUND	**1,448**	**0**	**0**	**0**	**0**	**0**	**1,448**
RIVER BARGE IMPROVEMENT FUND							
CENTER CITY DEVELOPMENT							
MARINA DAM	728	0	0	0	0	0	728
TOTAL CENTER CITY DEVELOPMENT	728	0	0	0	0	0	728
TOTAL RIVER BARGE IMPROVEMENT FUND	**728**	**0**	**0**	**0**	**0**	**0**	**728**
STATE AND LOCAL FISCAL RECOVERY FUNDS							
PUBLIC WORKS							
CITYWIDE BRIDGE IMPROVEMENTS	619	438	560	1,054	1,129	0	3,800
F-STREET RECONSTRUCTION	10,000	0	0	0	0	0	10,000
TOTAL PUBLIC WORKS	10,619	438	560	1,054	1,129	0	13,800
TOTAL STATE AND LOCAL FISCAL RECOVERY FUNDS	**10,619**	**438**	**560**	**1,054**	**1,129**	**0**	**13,800**
STINSON REVOLVING FUND							
AVIATION							
STINSON - BUILDING MODIFICATIONS-FY23	50	0	0	0	0	0	50
STINSON - BUILDING MODIFICATIONS-FY24	0	50	0	0	0	0	50
STINSON - BUILDING MODIFICATIONS-FY25	0	0	50	0	0	0	50
STINSON - BUILDING MODIFICATIONS-FY26	0	0	0	50	0	0	50
STINSON - BUILDING MODIFICATIONS-FY27	0	0	0	0	50	0	50
STINSON - TAXIWAY DELTA	50	0	501	0	0	0	551
STINSON - TERMINAL ROOF REPLACEMENT	1,603	1,676	0	0	0	0	3,279
STINSON LAND ACQ. RW 14/32 RPZ	150	0	0	0	0	0	150
STINSON-SSF 9/27 SEALANT	1,511	0	0	0	0	0	1,511
TOTAL AVIATION	3,364	1,726	551	50	50	0	5,741
TOTAL STINSON REVOLVING FUND	**3,364**	**1,726**	**551**	**50**	**50**	**0**	**5,741**
STORM WATER OPERATING FUND							
PUBLIC WORKS							
ANNIE AREA INTERIM DRAINAGE IMPROVEMENTS	24	460	0	0	0	0	484
AULDINE DRIVE & BURR OAK DRIVE (ALLEY TO OUTFALL)	701	0	0	0	0	0	701

REVENUE SOURCE/DEPARTMENT/PROJECT	FY 2023	FY 2024	FY 2025	FY 2026	FY 2027	FY 2028	TOTAL
BIERING LANE INTERIM DRAINAGE IMPROVEMENTS	126	426	0	0	0	0	552
BREEDEN-W RUSSELL AREA DRAINAGE -PHASE 1B	1,000	796	0	0	0	0	1,796
BREEDEN-W RUSSELL PL AREA DRAINAGE PHASE I	441	0	0	0	0	0	441
BRIARMALL AREA DRAINAGE SYSTEM	1,508	0	0	0	0	0	1,508
CHURCHILL AVE AREA DRAINAGE IMPROVEMENTS	808	1,902	0	0	0	0	2,710
CONTESSA DR. DRAINAGE IMPROVEMENT	235	1,382	1,067	0	0	0	2,684
CRESTFIELD AREA DRAINAGE IMPROVEMENT	0	300	0	0	0	0	300
FY 2022 CMP REHABILITATION	1,999	0	0	0	0	0	1,999
FY 2023 CORRUGATED METAL PIPE (CMP) PROGRAM	1,000	1,000	0	0	0	0	2,000
INTERIM PEMBROKE DRAINAGE IMPROVEMENTS	754	113	0	0	0	0	867
JO MARIE AREA DRAINAGE IMPROVEMENT	0	1,000	0	0	0	0	1,000
MENCHACA STREET DRAINAGE IMPROVEMENTS	20	280	0	0	0	0	300
MICHAEL DRAINAGE IMPROVEMENTS	31	0	0	0	0	0	31
MOSS BROOK COVE DRAINAGE IMPROVEMENTS	274	366	0	0	0	0	640
S. GEVERS STREET DRAINAGE IMPROVEMENT	0	4,440	0	0	0	0	4,440
THOUSAND OAKS EROSION PROTECTION	493	0	0	0	0	0	493
TOTAL PUBLIC WORKS	9,414	12,465	1,067	0	0	0	22,946
TOTAL STORM WATER OPERATING FUND	**9,414**	**12,465**	**1,067**	**0**	**0**	**0**	**22,946**
STORM WATER REGIONAL FACILITIES FUND							
PUBLIC WORKS							
BARBARA DRIVE DRAINAGE PHASE 2	682	0	0	0	0	0	682
CASTLERIDGE/SLICK RANCH FLOOD PLAIN IMPROVEMENT	4,496	5,073	0	0	0	0	9,569
CONCEPCION CREEK PHASE 1	1,050	1,794	0	0	0	0	2,844
CONCEPCION CREEK PHASE 1 - CONSTRUCTION	0	5,500	0	0	0	0	5,500
FY 2021 WOODLAWN LAKE DAM STUDY	149	0	0	0	0	0	149
OLMOS DAM IMPROVEMENTS	258	0	0	0	0	0	258
ORSINGER LWC#35	2,273	1,000	0	0	0	0	3,273
RIVERWALK GATE 5 REPLACEMENT	625	3,575	0	0	0	0	4,200
S. FOSTER RD (RIGSBY TO 4000' N.)	1,000	0	0	0	0	0	1,000
SAN PEDRO AND SAN ANTONIO TUNNEL PROJECT	1,074	0	0	0	0	0	1,074

REVENUE SOURCE/DEPARTMENT/PROJECT	FY 2023	FY 2024	FY 2025	FY 2026	FY 2027	FY 2028	TOTAL
SEELING CHANNEL DRAINAGE IMPROVEMENT - PHASE 4	13	0	1,531	0	0	0	1,544
TOTAL PUBLIC WORKS	11,620	16,942	1,531	0	0	0	30,093
TOTAL STORM WATER REGIONAL FACILITIES FUND	**11,620**	**16,942**	**1,531**	**0**	**0**	**0**	**30,093**
STORM WATER REVENUE BONDS							
PUBLIC WORKS							
MICHAEL DRAINAGE IMPROVEMENTS	0	319	0	0	0	0	319
TOTAL PUBLIC WORKS	0	319	0	0	0	0	319
TOTAL STORM WATER REVENUE BONDS	**0**	**319**	**0**	**0**	**0**	**0**	**319**
TAX INCREMENT REINVESTMENT ZONE (TIRZ)							
CENTER CITY DEVELOPMENT & OPTS							
LA VILLITA - MAVERICK PLAZA	800	0	0	0	0	0	800
TOTAL CENTER CITY DEVELOPMENT & OPTS	800	0	0	0	0	0	800
PUBLIC WORKS							
ALAMEDA ANNEX PHASE	900	0	0	0	0	0	900
BROADWAY STREET CORRIDOR (EAST HOUSTON STREET TO EAST HILDEBRAND AVENUE)	0	24,500	18,500	0	0	0	43,000
DOLOROSA STREET RECON (FLORES TO LEON)	5,000	15,000	2,000	0	0	0	22,000
FARMER'S MARKET MOLD REMEDIATION PH 2	250	0	0	0	0	0	250
NORTH ST. MARY'S STREET (EAST MISTLETOE AVENUE TO WEST JOSEPHINE STREET)	2,500	0	0	0	0	0	2,500
TOTAL PUBLIC WORKS	8,650	39,500	20,500	0	0	0	68,650
TOTAL TAX INCREMENT REINVESTMENT ZONE (TIRZ)	**9,450**	**39,500**	**20,500**	**0**	**0**	**0**	**69,450**
TEXAS DEPARTMENT OF TRANSPORTATION							
AVIATION							
STINSON - BUILDING MODIFICATIONS-FY23	50	0	0	0	0	0	50
STINSON - BUILDING MODIFICATIONS-FY24	0	50	0	0	0	0	50
STINSON - BUILDING MODIFICATIONS-FY25	0	0	50	0	0	0	50
STINSON - BUILDING MODIFICATIONS-FY26	0	0	0	50	0	0	50
STINSON - BUILDING MODIFICATIONS-FY27	0	0	0	0	50	0	50
STINSON - TAXIWAY DELTA	450	0	4,505	0	0	0	4,955
STINSON LAND ACQ. RW 14/32 RPZ	1,350	0	0	0	0	0	1,350
TOTAL AVIATION	1,850	50	4,555	50	50	0	6,555
TOTAL TEXAS DEPARTMENT OF TRANSPORTATION	**1,850**	**50**	**4,555**	**50**	**50**	**0**	**6,555**

REVENUE SOURCE/DEPARTMENT/PROJECT	FY 2023	FY 2024	FY 2025	FY 2026	FY 2027	FY 2028	TOTAL
TEXAS PUBLIC FACILITY CORPORATION							
CONVENTION FACILITIES							
HBGCC DANCE FLOOR	114	0	0	0	0	0	114
HBGCC HVAC UNITS	2,748	0	0	0	0	0	2,748
HBGCC LIGHTING PANELS	437	0	0	0	0	0	437
HBGCC MERIDA PLAZA RESTROOMS	0	85	490	0	0	0	575
HBGCC PARK ENTRANCE REMODEL	0	0	35	366	0	0	401
HBGCC SECURITY CAMERAS	0	531	0	0	0	0	531
HBGCC SKY JACK	127	0	0	0	0	0	127
HBGCC SPIDER LIFT	0	0	0	0	0	406	406
HBGCC UNISEX RESTROOMS	0	0	19	105	0	0	124
HBGCC VERTICAL TRANSPORTATION	2,000	6,806	0	0	0	0	8,806
HBGCC VIDEO WALL	0	0	0	189	0	0	189
HBGCC WEST BUILDING ENCASED SPACE	1,750	14,950	1,000	0	0	0	17,700
HBGCC WHEEL CHAIR LIFTS	152	0	0	0	0	0	152
LILA COCKRELL THEATRE UPGRADE	430	2,611	636	0	0	0	3,677
TOTAL CONVENTION FACILITIES	7,758	24,983	2,180	660	0	406	35,987
TOTAL TEXAS PUBLIC FACILITY CORPORATION	**7,758**	**24,983**	**2,180**	**660**	**0**	**406**	**35,987**
TREE CANOPY FUND							
PUBLIC WORKS							
BROADWAY STREET CORRIDOR (EAST HOUSTON STREET TO EAST HILDEBRAND AVENUE)	0	965	0	0	0	0	965
COMMERCE STREET (ST. MARY'S STREET TO SANTA ROSA STREET)	600	0	0	0	0	0	600
TOTAL PUBLIC WORKS	600	965	0	0	0	0	1,565
TOTAL TREE CANOPY FUND	**600**	**965**	**0**	**0**	**0**	**0**	**1,565**
TREE PRESERVATION FUND							
PARKS AND RECREATION							
SALADO CREEK - PARK, LANDSCAPE AND URBAN	48	0	0	0	0	0	48
SALADO CREEK (SE MILITARY TO MOUNT VIEJO)	300	0	0	0	0	0	300
TOTAL PARKS AND RECREATION	348	0	0	0	0	0	348

REVENUE SOURCE/DEPARTMENT/PROJECT	FY 2023	FY 2024	FY 2025	FY 2026	FY 2027	FY 2028	TOTAL
PUBLIC WORKS							
CAMARON STREET (WEST HOUSTON STREET TO FOX TECH HIGH SCHOOL)	197	0	0	0	0	0	197
CLASSEN-STEUBING RANCH PARK PROPERTY ACQUISITION & DEVELOPMENT	71	0	0	0	0	0	71
COMMERCE STREET (FRIO STREET TO SANTA ROSA STREET)	399	266	0	0	0	0	665
HEMISFAIR CIVIC PARK	147	462	0	0	0	0	609
S ALAMO (MARKET STREET TO E CESAR E. CHAVEZ BOULEVARD)	450	300	0	0	0	0	750
SAN SABA STREET (NUEVA STREET TO MARTIN STREET)	139	93	0	0	0	0	232
SANTA ROSA STREET (CÉSAR E. CHÁVEZ BOULEVARD TO MARTIN STREET)	507	338	0	0	0	0	845
TOTAL PUBLIC WORKS	1,910	1,459	0	0	0	0	3,369
TOTAL TREE PRESERVATION FUND	**2,258**	**1,459**	**0**	**0**	**0**	**0**	**3,717**
TRICENTENNIAL DONATION							
PUBLIC WORKS							
WORLD HERITAGE	0	845	0	0	0	0	845
TOTAL PUBLIC WORKS	0	845	0	0	0	0	845
TOTAL TRICENTENNIAL DONATION	**0**	**845**	**0**	**0**	**0**	**0**	**845**
UNISSUED CERTIFICATES OF OBLIGATION							
ALAMODOME							
NELSON WOLFF STADIUM	1,500	4,250	500	0	0	0	6,250
TOTAL ALAMODOME	1,500	4,250	500	0	0	0	6,250
ITSD							
FINANCIAL SYSTEM UPGRADE	10,000	26,000	19,000	0	0	0	55,000
TOTAL ITSD	10,000	26,000	19,000	0	0	0	55,000
PUBLIC WORKS							
FIRE STATION 21 REPLACEMENT	517	1,448	1,138	6,175	3,222	0	12,500
FIRE STATION 52 REPLACEMENT	300	2,750	3,000	450	0	0	6,500
FIRE STATION 53 REPLACEMENT	300	2,750	3,000	450	0	0	6,500
FY 2023 WARRANTED SIGNALS	2,760	0	0	0	0	0	2,760
MAIN PLAZA	405	1,710	2,310	75	0	0	4,500
N. NEW BRAUNFELS (AUSTIN HWY TO LARKWOOD) DESIGN ONLY	200	450	350	0	0	0	1,000
RESERVE FOR FUTURE CAPITAL PROJECTS	0	7,000	0	0	0	0	7,000

REVENUE SOURCE/DEPARTMENT/PROJECT	FY 2023	FY 2024	FY 2025	FY 2026	FY 2027	FY 2028	TOTAL
SAPD ACADEMY - TACTICS & FIREARMS BLDG	500	3,313	1,187	0	0	0	5,000
STREET MAINTENANCE PROGRAM	36,380	36,380	36,380	36,380	36,380	36,380	218,280
TRAINING ACADEMY - DRIVING TRACK IMPROVEMENTS	600	1,650	6,875	6,000	875	0	16,000
TRAINING ACADEMY - PARKING EXPANSION	200	700	200	0	0	0	1,100
TOTAL PUBLIC WORKS	42,162	58,151	54,440	49,530	40,477	36,380	281,140
TRANSPORTATION DEPARTMENT							
MID BLOCK CROSSINGS - VISION ZERO	0	3,760	0	0	0	0	3,760
TOTAL TRANSPORTATION DEPARTMENT	0	3,760	0	0	0	0	3,760
TOTAL UNISSUED CERTIFICATES OF OBLIGATION	**53,662**	**92,161**	**73,940**	**49,530**	**40,477**	**36,380**	**346,150**
UNISSUED SELF SUPPORTING CERTIFICATES OF OBLIGATION							
PARKS AND RECREATION							
GOLF COURSE IMPROVEMENTS	4,000	0	4,000	0	4,000	0	12,000
TOTAL PARKS AND RECREATION	4,000	0	4,000	0	4,000	0	12,000
TOTAL UNISSUED SELF SUPPORTING CERTIFICATES OF OBLIGATION	**4,000**	**0**	**4,000**	**0**	**4,000**	**0**	**12,000**
UNISSUED TAX NOTES							
BUILDING & EQUIPMENT SERVICES							
CITYWIDE FACILITY NEEDS	5,000	5,000	5,000	5,000	5,000	0	25,000
TOTAL BUILDING & EQUIPMENT SERVICES	5,000	5,000	5,000	5,000	5,000	0	25,000
ITSD							
CLOUD SERVICES & OPERATIONS STRATEGY	1,000	1,000	0	0	0	0	2,000
IT INFRASTRUCTURE REPLACEMENT	3,905	6,634	5,186	5,182	0	0	20,907
NEW TECHNOLOGY PROJECTS	4,500	7,000	5,000	5,000	5,000	0	26,500
PUBLIC SAFETY FACILITIES INFRASTRUCTURE IMPROVEMENTS	2,425	455	955	1,377	0	0	5,212
SECURITY AND CYBER PROJECTS II	1,846	1,357	1,778	1,648	0	0	6,629
TOTAL ITSD	13,676	16,446	12,919	13,207	5,000	0	61,248
LIBRARY							
GUERRA LIBRARY IMPROVEMENTS	600	0	0	0	0	0	600
JOHNSTON HVAC REPLACEMENT	200	0	0	0	0	0	200
PAN AMERICAN HVAC REPLACEMENT	200	0	0	0	0	0	200
TOTAL LIBRARY	1,000	0	0	0	0	0	1,000
PARKS AND RECREATION							
DISTRICT 2 COMMUNITY GARDEN	250	0	0	0	0	0	250

REVENUE SOURCE/DEPARTMENT/PROJECT	FY 2023	FY 2024	FY 2025	FY 2026	FY 2027	FY 2028	TOTAL
DISTRICT 4 PEARSALL PARK SOLAR WALK	350	0	0	0	0	0	350
TOTAL PARKS AND RECREATION	600	0	0	0	0	0	600
POLICE							
HELICOPTER REPLACEMENT	0	6,384	6,384	0	6,384	0	19,152
PSHQ TRAINING ROOMS AV EQUIPMENT	250	0	0	0	0	0	250
TOTAL POLICE	250	6,384	6,384	0	6,384	0	19,402
PUBLIC WORKS							
DISTRICT 1 WESTFALL CAMPUS	1,000	0	0	0	0	0	1,000
DISTRICT 10 INFRASTRUCTURE IMPROVEMENTS	1,000	0	0	0	0	0	1,000
DISTRICT 2 PROPERTY ACQUISITION	750	0	0	0	0	0	750
DISTRICT 3 INFRASTRUCTURE IMPROVEMENTS	1,000	0	0	0	0	0	1,000
DISTRICT 4 PEDESTRIAN MOBILITY	650	0	0	0	0	0	650
DISTRICT 5 DRAINAGE IMPROVEMENTS	350	0	0	0	0	0	350
DISTRICT 5 PED MOBILITY & AREA ST IMPV	650	0	0	0	0	0	650
DISTRICT 6 INFRASTRUCTURE IMPROVEMENTS	1,000	0	0	0	0	0	1,000
DISTRICT 7 ST. CLOUD IMPROVEMENTS	1,000	0	0	0	0	0	1,000
DISTRICT 8 PEDESTRIAN MOBILITY	1,000	0	0	0	0	0	1,000
DISTRICT 9 INFRASTRUCTURE IMPROVEMENTS	1,000	0	0	0	0	0	1,000
SAPD K9 FACILITY RELOCATION	800	1,400	0	0	0	0	2,200
STREET MAINTENANCE PROGRAM	0	44,000	22,000	22,000	22,000	22,000	132,000
TOTAL PUBLIC WORKS	10,200	45,400	22,000	22,000	22,000	22,000	143,600
TOTAL UNISSUED TAX NOTES	**30,726**	**73,230**	**46,303**	**40,207**	**38,384**	**22,000**	**250,850**
Grand Total	**651,386**	**765,780**	**474,158**	**503,621**	**378,709**	**106,548**	**2,880,202**

CITY OF SAN ANTONIO
T E X A S
LIBERTATIS CUNABULA

APPROPRIATION PLAN

Appropriation Plan
Table 1

Table 1-Appropriation Plan

SUMMARY OF CAPITAL IMPROVEMENTS PROGRAM BY REVENUE SOURCE
For FY 2023 Through FY 2028
(Dollars In Thousands)

REVENUE SOURCE	FY 2023	FY 2024	FY 2025	FY 2026	FY 2027	FY 2028	TOTAL
2017 G.O. BONDS							
2017 GO STREET IMPROVEMENT BOND	7,562	0	0	0	0	0	7,562
TOTAL 2017 G.O. BONDS	**7,562**	**0**	**0**	**0**	**0**	**0**	**7,562**
AVIATION FUNDING							
AIRPORT IMPROVEMENT & CONTINGENCY FUND	1,575	583	0	0	0	0	2,158
AIRPORT INFRASTRUCTURE GRANT	6,587	1,003	0	0	0	0	7,590
AIRPORT PASSENGER FACILITY CHARGE	1,612	21,049	2,339	0	0	0	25,000
CUSTOMER FACILITY CHARGE	1,915	542	0	0	0	0	2,457
INTERIM AIRPORT FINANCING	30,664	50,099	46,680	29,047	7,705	7,000	171,195
STINSON REVOLVING FUND	2,356	1,726	551	50	50	0	4,733
TEXAS DEPARTMENT OF TRANSPORTATION	50	50	50	50	50	0	250
TOTAL AVIATION FUNDING	**44,759**	**75,052**	**49,620**	**29,147**	**7,805**	**7,000**	**213,383**
CERTIFICATES OF OBLIGATION							
UNISSUED CERTIFICATES OF OBLIGATION	111,490	73,140	55,380	36,380	36,380	36,380	349,150
TOTAL CERTIFICATES OF OBLIGATION	**111,490**	**73,140**	**55,380**	**36,380**	**36,380**	**36,380**	**349,150**
OTHER							
ADVANCED TRANSPORTATION DISTRICT	18,270	4,300	4,300	4,300	4,300	4,300	39,770
DEVELOPMENT SERVICES FUND	2,182	0	0	0	0	0	2,182
GENERAL FUND	40,882	549	0	0	0	0	41,431
HOT REDEMPTION AND CAPITAL FUND	22,606	28,260	13,465	16,053	2,315	24,111	106,810
INSURANCE PROCEEDS	6,449	0	0	0	0	0	6,449
MUNICIPAL FACILITIES CORPORATION	10,000	0	0	0	0	0	10,000
PROP 2 - 2010 PARKS DEVELOPMENT & EXPANSION VENUE	230	0	0	0	0	0	230
PROP 2 - 2015 PARKS DEVELOPMENT AND EXPANSION VENUE	4,380	0	0	0	0	0	4,380
RIGHT OF WAY FUND	1,000	0	0	0	0	0	1,000
STORM WATER OPERATING FUND	4,461	0	0	0	0	0	4,461
STORM WATER REGIONAL FACILITIES FUND	150	0	0	0	0	0	150
TEXAS PUBLIC FACILITY CORPORATION	7,326	22,372	1,544	660	0	406	32,308
TREE PRESERVATION FUND	2,492	0	0	0	0	0	2,492
TOTAL OTHER	**120,428**	**55,481**	**19,309**	**21,013**	**6,615**	**28,817**	**251,663**

REVENUE SOURCE	FY 2023	FY 2024	FY 2025	FY 2026	FY 2027	FY 2028	TOTAL
SELF-SUPPORTING CERTIFICATES OF OBLIGATION							
UNISSUED SELF SUPPORTING CERTIFICATES OF OBLIGATION	4,000	0	4,000	0	4,000	0	12,000
TOTAL SELF-SUPPORTING CERTIFICATES OF OBLIGATION	**4,000**	**0**	**4,000**	**0**	**4,000**	**0**	**12,000**
STORM WATER REVENUE BONDS							
STORM WATER REVENUE BONDS	319	0	0	0	0	0	319
TOTAL STORM WATER REVENUE BONDS	**319**	**0**	**0**	**0**	**0**	**0**	**319**
TAX NOTES							
UNISSUED TAX NOTES	56,126	47,830	46,303	40,207	38,384	22,000	250,850
TOTAL TAX NOTES	**56,126**	**47,830**	**46,303**	**40,207**	**38,384**	**22,000**	**250,850**
TOTAL REVENUE SOURCES	**344,684**	**251,503**	**174,612**	**126,747**	**93,184**	**94,197**	**1,084,927**

Appropriation Plan
Table 2

Table 2-Appropriation Plan

SUMMARY OF CAPITAL IMPROVEMENTS PROGRAM BY FUNCTION AND PROGRAM
For FY 2023 Through FY 2028
(Dollars In Thousands)

FUNCTION / PROGRAM	FY 2023	FY 2024	FY 2025	FY 2026	FY 2027	FY 2028	TOTAL
GENERAL GOVERNMENT							
INFORMATION TECHNOLOGY	25,676	40,446	31,919	13,207	5,000	0	116,248
MUNICIPAL FACILITIES	52,859	63,089	20,008	21,713	7,315	24,517	189,501
TOTAL GENERAL GOVERNMENT	**78,535**	**103,535**	**51,927**	**34,920**	**12,315**	**24,517**	**305,749**
PUBLIC HEALTH & SAFETY							
DRAINAGE	6,280	0	0	0	0	0	6,280
FIRE PROTECTION	34,500	0	0	0	0	0	34,500
LAW ENFORCEMENT	24,550	6,384	6,384	0	6,384	0	43,702
TOTAL PUBLIC HEALTH & SAFETY	**65,330**	**6,384**	**6,384**	**0**	**6,384**	**0**	**84,482**
RECREATION & CULTURE							
LIBRARIES	2,792	0	0	0	0	0	2,792
OTHER FACILITIES	6,250	0	0	0	0	0	6,250
PARKS	30,685	0	4,000	0	4,000	0	38,685
TOTAL RECREATION & CULTURE	**39,727**	**0**	**4,000**	**0**	**4,000**	**0**	**47,727**
TRANSPORTATION							
AIR TRANSPORTATION	44,759	75,052	49,620	29,147	7,805	7,000	213,383
STREETS	116,332	66,531	62,680	62,680	62,680	62,680	433,583
TOTAL TRANSPORTATION	**161,091**	**141,583**	**112,300**	**91,827**	**70,485**	**69,680**	**646,966**
TOTAL CAPITAL PLAN	**344,683**	**251,502**	**174,611**	**126,747**	**93,184**	**94,197**	**1,084,924**

CITY OF SAN ANTONIO
T E X A S
LIBERTATIS CUNABULA

Appropriation Plan
Table 3

Table 3-Appropriation Plan

CAPITAL IMPROVEMENTS PROGRAM BY FUNCTION, PROGRAM, AND PROJECT
For FY 2023 Through FY 2028
(Dollars In Thousands)

FUNCTION / PROGRAM / PROJECT	FY 2023	FY 2024	FY 2025	FY 2026	FY 2027	FY 2028	TOTAL
GENERAL GOVERNMENT							
INFORMATION TECHNOLOGY							
CLOUD SERVICES & OPERATIONS STRATEGY	1,000	1,000	0	0	0	0	2,000
FINANCIAL SYSTEM UPGRADE	10,000	26,000	19,000	0	0	0	55,000
IT INFRASTRUCTURE REPLACEMENT	3,905	6,634	5,186	5,182	0	0	20,907
NEW TECHNOLOGY PROJECTS	6,500	5,000	5,000	5,000	5,000	0	26,500
PUBLIC SAFETY FACILITIES INFRASTRUCTURE IMPROVEMENTS	2,425	455	955	1,377	0	0	5,212
SECURITY AND CYBER PROJECTS II	1,846	1,357	1,778	1,648	0	0	6,629
TOTAL INFORMATION TECHNOLOGY	**25,676**	**40,446**	**31,919**	**13,207**	**5,000**	**0**	**116,248**
MUNICIPAL FACILITIES							
ACS EMERGENCY OVERFLOW &TRANSPORT KENNEL	1,200	0	0	0	0	0	1,200
ALAMODOME ACP SHADE STRUCTURES	0	0	518	0	0	0	518
ALAMODOME ARENA FLOOR BOXES	290	0	0	0	0	0	290
ALAMODOME ARENA PA	1,809	0	0	0	0	0	1,809
ALAMODOME BOILER REPLACEMENT	488	0	0	0	0	0	488
ALAMODOME BOXING IMPROVEMENTS	500	0	0	0	0	0	500
ALAMODOME CURTAINS	0	0	0	0	186	0	186
ALAMODOME DIGITAL DISPLAYS	0	0	0	0	0	22,013	22,013
ALAMODOME EXPANSION JOINTS	0	775	0	0	0	0	775
ALAMODOME EXTERIOR COLOR SYSTEM	222	0	0	0	0	0	222
ALAMODOME FALL ARREST SYSTEM	273	0	0	0	0	0	273
ALAMODOME FIXED SEATING REPLACEMENT	0	0	0	4,840	0	0	4,840
ALAMODOME FOOTBALL IMPROVEMENTS	0	0	0	1,500	0	0	1,500
ALAMODOME FOOTBALL TURF	0	0	0	1,029	0	0	1,029
ALAMODOME HEB PLAZA & MEDIA CENTER	442	0	0	0	0	0	442
ALAMODOME IMPROVEMENTS	1,546	9,404	518	763	0	0	12,231
ALAMODOME LOADING DOCK VEHICULAR GATE	100	0	0	0	0	0	100
ALAMODOME METAL DETECTORS	0	0	745	0	0	0	745
ALAMODOME NETWORK PERIMETER EXTENSION	224	0	0	0	0	0	224
ALAMODOME OPERATING & MAINTENANCE	3,514	997	2,051	717	1,805	1,682	10,766
ALAMODOME ROOF REPLACEMENT	0	650	4,751	5,000	0	0	10,401
ALAMODOME SOCCER TURF	1,300	0	0	0	0	0	1,300
ALAMODOME SOUTH PLAZA LIGHTING	0	0	0	1,433	0	0	1,433
ALAMODOME SOUTHWEST LIFT STATIONS	216	0	0	0	0	0	216
ALAMODOME STAGE REPLACEMENT	273	0	0	0	0	0	273
ALAMODOME STRUCTURAL REPAIRS	5,533	4,000	0	0	0	0	9,533
ALAMODOME TURF COVER	1,232	0	0	0	0	0	1,232
ALAMODOME UPPER LEVEL SEATING	0	0	0	303	0	0	303

FUNCTION / PROGRAM / PROJECT	FY 2023	FY 2024	FY 2025	FY 2026	FY 2027	FY 2028	TOTAL
ALAMODOME WAREHOUSE	0	0	560	0	0	0	560
ALAMODOME WATER HEATER REPLACEMENT	120	0	0	0	0	0	120
ALAMODOME WAYFINDING SIGNAGE	95	0	0	0	0	333	428
ALAMODOME WI-FI REPLACEMENT	0	0	2,300	0	0	0	2,300
CASA BUILDING RENOVATION	343	457	0	0	0	0	800
CITY TOWER	300	0	0	0	0	0	300
CITYWIDE FACILITY NEEDS	5,000	5,000	5,000	5,000	5,000	0	25,000
FY23 EAST PD UNDERGROUND STORAGE TANK REPLACEMENT	1,100	0	0	0	0	0	1,100
HBGCC DANCE FLOOR	114	0	0	0	0	0	114
HBGCC HVAC UNITS	2,748	0	0	0	0	0	2,748
HBGCC LIGHTING PANELS	437	0	0	0	0	0	437
HBGCC MERIDA PLAZA RESTROOMS	0	85	490	0	0	0	575
HBGCC OPERATING & MAINTENANCE	4,000	9,822	1,385	469	324	82	16,082
HBGCC PARK ENTRANCE REMODEL	0	0	35	366	0	0	401
HBGCC SECURITY CAMERAS	0	531	0	0	0	0	531
HBGCC SKY JACK	127	0	0	0	0	0	127
HBGCC SPIDER LIFT	0	0	0	0	0	406	406
HBGCC UNISEX RESTROOMS	0	0	19	105	0	0	124
HBGCC VERTICAL TRANSPORTATION	2,000	6,806	0	0	0	0	8,806
HBGCC VIDEO WALL	0	0	0	189	0	0	189
HBGCC WEST BUILDING ENCASED SPACE	1,750	14,950	1,000	0	0	0	17,700
HBGCC WHEEL CHAIR LIFTS	152	0	0	0	0	0	152
LILA COCKRELL THEATRE UPGRADE	430	2,611	636	0	0	0	3,677
ONE STOP BUILDING ENHANCEMENTS	682	0	0	0	0	0	682
ONE STOP HVAC REPLACEMENT	1,500	0	0	0	0	0	1,500
RESERVE FOR FUTURE CAPITAL PROJECTS	3,000	7,000	0	0	0	0	10,000
ROOF REPLACEMENT AND REPAIR	9,802	0	0	0	0	0	9,802
TOTAL MUNICIPAL FACILITIES	**52,862**	**63,088**	**20,008**	**21,714**	**7,315**	**24,516**	**189,503**
TOTAL GENERAL GOVERNMENT	**78,538**	**103,534**	**51,927**	**34,921**	**12,315**	**24,516**	**305,751**
PUBLIC HEALTH & SAFETY							
DRAINAGE							
ANNIE AREA INTERIM DRAINAGE IMPROVEMENTS	100	0	0	0	0	0	100
CHURCHILL AVE AREA DRAINAGE IMPROVEMENTS	1,500	0	0	0	0	0	1,500
DISTRICT 5 DRAINAGE IMPROVEMENTS	350	0	0	0	0	0	350
FY 2023 CORRUGATED METAL PIPE (CMP) PROGRAM	2,000	0	0	0	0	0	2,000
INTERIM PEMBROKE DRAINAGE IMPROVEMENTS	530	0	0	0	0	0	530
MENCHACA STREET DRAINAGE IMPROVEMENTS	300	0	0	0	0	0	300
MICHAEL DRAINAGE IMPROVEMENTS	350	0	0	0	0	0	350
N. NEW BRAUNFELS (AUSTIN HWY TO LARKWOOD) DESIGN ONLY	1,000	0	0	0	0	0	1,000
OLMOS DAM IMPROVEMENTS	150	0	0	0	0	0	150
TOTAL DRAINAGE	**6,280**	**0**	**0**	**0**	**0**	**0**	**6,280**
FIRE PROTECTION							
FIRE STATION 21 REPLACEMENT	12,500	0	0	0	0	0	12,500
FIRE STATION 52 REPLACEMENT	6,500	0	0	0	0	0	6,500
FIRE STATION 53 REPLACEMENT	6,500	0	0	0	0	0	6,500
PUBLIC SAFETY WAREHOUSE	9,000	0	0	0	0	0	9,000
TOTAL FIRE PROTECTION	**34,500**	**0**	**0**	**0**	**0**	**0**	**34,500**

FUNCTION / PROGRAM / PROJECT	FY 2023	FY 2024	FY 2025	FY 2026	FY 2027	FY 2028	TOTAL
LAW ENFORCEMENT							
HELICOPTER REPLACEMENT	0	6,384	6,384	0	6,384	0	19,152
PSHQ TRAINING ROOMS AV EQUIPMENT	250	0	0	0	0	0	250
SAPD ACADEMY - TACTICS & FIREARMS BLDG	5,000	0	0	0	0	0	5,000
SAPD K9 FACILITY RELOCATION	2,200	0	0	0	0	0	2,200
TRAINING ACADEMY - DRIVING TRACK IMPROVEMENTS	16,000	0	0	0	0	0	16,000
TRAINING ACADEMY - PARKING EXPANSION	1,100	0	0	0	0	0	1,100
TOTAL LAW ENFORCEMENT	**24,550**	**6,384**	**6,384**	**0**	**6,384**	**0**	**43,702**
TOTAL PUBLIC HEALTH & SAFETY	**65,330**	**6,384**	**6,384**	**0**	**6,384**	**0**	**84,482**
RECREATION & CULTURE							
LIBRARIES							
BROOK HOLLOW LIBRARY PARKING LOT	792	0	0	0	0	0	792
CITY-OWNED CULTURAL FACILITIES IMPROVEMENTS	700	0	0	0	0	0	700
GUERRA LIBRARY IMPROVEMENTS	600	0	0	0	0	0	600
JOHNSTON HVAC REPLACEMENT	200	0	0	0	0	0	200
MEMORIAL BRANCH LIBRARY	300	0	0	0	0	0	300
PAN AMERICAN HVAC REPLACEMENT	200	0	0	0	0	0	200
TOTAL LIBRARIES	**2,792**	**0**	**0**	**0**	**0**	**0**	**2,792**
OTHER FACILITIES							
NELSON WOLFF STADIUM	6,250	0	0	0	0	0	6,250
TOTAL OTHER FACILITIES	**6,250**	**0**	**0**	**0**	**0**	**0**	**6,250**
PARKS							
2022 EDWARDS AQUIFER PROTECTION PROGRAM	10,000	0	0	0	0	0	10,000
BEITEL CREEK (SALADO TO BRIARGLEN)	100	0	0	0	0	0	100
CITYWIDE CREEKWAY TRAIL DEVELOPMENT	1,687	0	0	0	0	0	1,687
DISTRICT 1 WESTFALL CAMPUS	1,000	0	0	0	0	0	1,000
DISTRICT 2 COMMUNITY GARDEN	250	0	0	0	0	0	250
DISTRICT 2 PROPERTY ACQUISITION	750	0	0	0	0	0	750
DISTRICT 4 PEARSALL PARK SOLAR WALK	350	0	0	0	0	0	350
FT. SAM HOUSTON TRAIL (JOHN JAMES PARK TO JACK WHITE PARK)	500	0	0	0	0	0	500
FY23 SCHEDULE MAINTENANCE FOR PARKS	5,000	0	0	0	0	0	5,000
GOLF COURSE IMPROVEMENTS	4,000	0	4,000	0	4,000	0	12,000
JAPANESE TEA GARDEN INFRASTRUCTURE	225	0	0	0	0	0	225
LEON CREEK (QUINTANA RD TO I-35)	653	0	0	0	0	0	653
LEON CREEK (THE RIM TO RAYMOND RUSSELL PARK)	500	0	0	0	0	0	500
MAIN PLAZA	4,500	0	0	0	0	0	4,500
RENOVATION OF CREEKWAY PROJECT IMPROVEMENT	620	0	0	0	0	0	620
SALADO CREEK - PARK, LANDSCAPE AND URBAN	200	0	0	0	0	0	200
TRAIL CONNECTIONS, PARKING AND OTHER ENHANCEMENTS	350	0	0	0	0	0	350
TOTAL PARKS	**30,685**	**0**	**4,000**	**0**	**4,000**	**0**	**38,685**
TOTAL RECREATION & CULTURE	**39,727**	**0**	**4,000**	**0**	**4,000**	**0**	**47,727**

FUNCTION / PROGRAM / PROJECT	FY 2023	FY 2024	FY 2025	FY 2026	FY 2027	FY 2028	TOTAL
TRANSPORTATION							
AIR TRANSPORTATION							
AIRFIELD PMMP UPDATE-FY2022	48	0	0	0	0	0	48
AIRPORT DATA MANAGEMENT SYSTEM (ADMS)	1,135	0	0	0	0	0	1,135
AIRPORT PLANNING SERVICES	819	295	213	0	0	0	1,327
BAGGAGE HANDLING SYSTEM EXPANSION	3,808	19,554	22,636	6,874	0	0	52,872
CCTV/ACS SYSTEM REPLACEMENT	1,192	0	1,034	0	0	0	2,226
COMPUTERIZED MAINTENANCE MANAGEMENT SYSTEM	985	0	0	0	0	0	985
CONRAC UPGRADES	1,915	542	0	0	0	0	2,457
EMERGENCY RESPONSE ROAD RECONSTRUCTION-PKG 4	5,686	1,003	0	0	0	0	6,689
EXECUTIVE PROGRAM MANAGER	902	1,263	1,316	934	334	343	5,092
MASTER ARCHITECT	5,684	11,368	6,974	5,509	5,509	4,744	39,788
NETWORK EOL REPLACEMENT	1,000	1,980	1,980	2,700	0	0	7,660
OUTSIDE PLANT CAMPUS IT RING	368	331	2,732	4,303	0	0	7,734
PROGRAM MANAGEMENT/CONSTRUCTION MANAGEMENT	3,365	7,067	7,358	7,368	1,862	1,913	28,933
RECONSTRUCT & DECOUPLE RUNWAY 13R/31L	1,688	0	0	0	0	0	1,688
RELOCATE EMPLOYEE PARKING	495	156	82	0	0	0	733
RELOCATION OF VEHICLE GATE 20	436	365	0	0	0	0	801
RON AIRCRAFT PARKING	513	287	201	106	0	0	1,107
RTR-F	340	3,102	0	0	0	0	3,442
RUNWAY 13R-31L SAFETY ENHANCEMENTS	2,677	1,671	0	0	0	0	4,348
RW 4/22 CENTERLINE LIGHTING CIRCUIT REPLACEMENT	127	0	0	0	0	0	127
SKYPLACE ROAD RECONSTRUCTION	164	1,141	419	0	0	0	1,724
STINSON - AIRFIELD GENERATOR BLDG RECONSTRUCTION	1,575	583	0	0	0	0	2,158
STINSON - BUILDING MODIFICATIONS-FY23	100	0	0	0	0	0	100
STINSON - BUILDING MODIFICATIONS-FY24	0	100	0	0	0	0	100
STINSON - BUILDING MODIFICATIONS-FY25	0	0	100	0	0	0	100
STINSON - BUILDING MODIFICATIONS-FY26	0	0	0	100	0	0	100
STINSON - BUILDING MODIFICATIONS-FY27	0	0	0	0	100	0	100
STINSON - TAXIWAY DELTA	50	0	501	0	0	0	551
STINSON - TERMINAL ROOF REPLACEMENT	1,149	1,676	0	0	0	0	2,825
STINSON-SSF 9/27 SEALANT	1,107	0	0	0	0	0	1,107
TA-PHASE III-TA ROOF	2,873	0	0	0	0	0	2,873
TERMINAL A ELECTRICAL SYSTEM EXPANSION	542	1,084	542	0	0	0	2,168
TERMINAL A GROUND LOADING FACILITY	1,612	21,049	2,339	0	0	0	25,000
TERMINAL A NEW IDF ROOM	546	435	1,193	1,253	0	0	3,427
TERMINAL DEVELOPMENT PROGRAM ENVIRONMENT	1,858	0	0	0	0	0	1,858
TOTAL AIR TRANSPORTATION	**44,759**	**75,052**	**49,620**	**29,147**	**7,805**	**7,000**	**213,383**
STREETS							
ABE LINCOLN SHARED USE PATH	900	0	0	0	0	0	900
ATD FY 2023 AUDIBLE PEDS	170	0	0	0	0	0	170
ATD FY 2023 BIKE FACILITIES	1,000	0	0	0	0	0	1,000
ATD FY 2023 INTELLIGENT TRAFFIC SYSTEM	600	0	0	0	0	0	600
ATD FY 2023 ITSD TRAFFIC SIGNAL COMMUNICATIONS	700	0	0	0	0	0	700
ATD FY 2023 SIDEWALKS	18,500	0	0	0	0	0	18,500
COMMERCE STREET (FRIO STREET TO SANTA ROSA STREET)	665	0	0	0	0	0	665
DISTRICT 10 INFRASTRUCTURE IMPROVEMENTS	1,069	91	0	0	0	0	1,160
DISTRICT 3 INFRASTRUCTURE IMPROVEMENTS	1,000	0	0	0	0	0	1,000

FUNCTION / PROGRAM / PROJECT	FY 2023	FY 2024	FY 2025	FY 2026	FY 2027	FY 2028	TOTAL
DISTRICT 4 PEDESTRIAN MOBILITY	650	0	0	0	0	0	650
DISTRICT 5 PED MOBILITY & AREA ST IMPV	650	0	0	0	0	0	650
DISTRICT 6 INFRASTRUCTURE IMPROVEMENTS	1,000	0	0	0	0	0	1,000
DISTRICT 7 ST. CLOUD IMPROVEMENTS	1,000	0	0	0	0	0	1,000
DISTRICT 8 PEDESTRIAN MOBILITY	1,000	0	0	0	0	0	1,000
DISTRICT 9 INFRASTRUCTURE IMPROVEMENTS	1,000	0	0	0	0	0	1,000
FY 2023 SCHOOL PEDESTRIAN SAFETY	1,000	0	0	0	0	0	1,000
FY 2023 TRAFFIC CALMING	1,000	0	0	0	0	0	1,000
FY 2023 VISION ZERO	1,000	0	0	0	0	0	1,000
FY 2023 WARRANTED SIGNALS	2,760	0	0	0	0	0	2,760
HAYS STREET BRIDGE STRUCTURAL REPAIRS	600	0	0	0	0	0	600
MARKET ST CYCLE TRACK (MKT - IH35 - IH37)	1,890	0	0	0	0	0	1,890
MID BLOCK CROSSINGS - VISION ZERO	0	3,760	0	0	0	0	3,760
N FRIO BIKE AND PED IMPROVEMENTS	2,200	0	0	0	0	0	2,200
PINN ROAD SHARED USE	1,260	0	0	0	0	0	1,260
RIVER WALK - SIDEWALKS RENOVATION	1,600	0	0	0	0	0	1,600
RIVER WALK - STAIR CASE RENOVATION	850	0	0	0	0	0	850
S ALAMO (MARKET STREET TO E CESAR E. CHAVEZ BOULEVARD)	8,312	0	0	0	0	0	8,312
SAN SABA STREET (NUEVA STREET TO MARTIN STREET)	232	0	0	0	0	0	232
SANTA ROSA STREET (CÉSAR E. CHÁVEZ BOULEVARD TO MARTIN STREET)	844	0	0	0	0	0	844
STREET MAINTENANCE PROGRAM	62,680	62,680	62,680	62,680	62,680	62,680	376,080
TXDOT ROW PROJECTS	200	0	0	0	0	0	200
TOTAL STREETS	**116,332**	**66,531**	**62,680**	**62,680**	**62,680**	**62,680**	**433,583**
TOTAL TRANSPORTATION	**161,091**	**141,583**	**112,300**	**91,827**	**70,485**	**69,680**	**646,966**
GRAND TOTAL	**344,686**	**251,501**	**174,611**	**126,748**	**93,184**	**94,196**	**1,084,926**

CITY OF SAN ANTONIO
T E X A S
LIBERTATIS CUNABULA

Appropriation Plan
Table 4

Table 4-Appropriation Plan

CAPITAL IMPROVEMENTS PROGRAM BY FUNCTION, PROGRAM AND PROJECT WITH PROJECTED REVENUE SOURCE(S), SCOPE AND COUNCIL DISTRICT LOCATION(S) For FY 2023 Through FY 2028

(Dollars In Thousands)

FUNCTION/PROGRAM/PROJ./REV./SCOPE	FY 2023	FY 2024	FY 2025	FY 2026	FY 2027	FY 2028	TOTAL
GENERAL GOVERNMENT							
INFORMATION TECHNOLOGY							
CLOUD SERVICES & OPERATIONS STRATEGY							
UNISSUED TAX NOTES	1,000	1,000	0	0	0	0	2,000
Total	**1,000**	**1,000**	**0**	**0**	**0**	**0**	**2,000**
Council District(s) CW	Project (09-00141) - This project will provide funding to develop a cloud-based redesign to maintain core infrastructure locally within managed datacenters.						
FINANCIAL SYSTEM UPGRADE							
UNISSUED CERTIFICATES OF OBLIGATION	10,000	26,000	19,000	0	0	0	55,000
Total	**10,000**	**26,000**	**19,000**	**0**	**0**	**0**	**55,000**
Council District(s) CW	Project (09-00137) - This project will provide funding for the upgrade of the City's financial system.						
IT INFRASTRUCTURE REPLACEMENT							
UNISSUED TAX NOTES	3,905	6,634	5,186	5,182	0	0	20,907
Total	**3,905**	**6,634**	**5,186**	**5,182**	**0**	**0**	**20,907**
Council District(s) CW	Project (09-00099) - This project will provide funding to replace existing Technology Infrastructure.						
NEW TECHNOLOGY PROJECTS							
UNISSUED TAX NOTES	6,500	5,000	5,000	5,000	5,000	0	26,500
Total	**6,500**	**5,000**	**5,000**	**5,000**	**5,000**	**0**	**26,500**
Council District(s) CW	Project (09-00061) - This project will provide funding for New Technology projects.						
PUBLIC SAFETY FACILITIES INFRASTRUCTURE IMPROVEMENTS							
UNISSUED TAX NOTES	2,425	455	955	1,377	0	0	5,212
Total	**2,425**	**455**	**955**	**1,377**	**0**	**0**	**5,212**
Council District(s) CW	Project (09-00139) - This project will provide funding to redesign the Public Safety Answering Point (PSAP) 911 facility and replace critical building systems at key public safety facilities to include PSAP, the Emergency Operations Center (EOC), and Public Safety Headquarters (PSHQ).						

FUNCTION/PROGRAM/PROJ./REV./SCOPE	FY 2023	FY 2024	FY 2025	FY 2026	FY 2027	FY 2028	TOTAL
GENERAL GOVERNMENT							
INFORMATION TECHNOLOGY							
SECURITY AND CYBER PROJECTS II							
UNISSUED TAX NOTES	1,846	1,357	1,778	1,648	0	0	6,629
Total	**1,846**	**1,357**	**1,778**	**1,648**	**0**	**0**	**6,629**

Council District(s)

CW

Project (09-00140) - The Security and Cyber Project will assure the physical and logical security environments are fully supported and provide appropriate levels of security protocols to manage City- wide risk for Physical, Cyber and Information Security.

TOTAL INFORMATION TECHNOLOGY	**25,676**	**40,446**	**31,919**	**13,207**	**5,000**	**0**	**116,248**

GENERAL GOVERNMENT							
MUNICIPAL FACILITIES							
ACS EMERGENCY OVERFLOW &TRANSPORT KENNEL							
GENERAL FUND	1,200	0	0	0	0	0	1,200
Total	**1,200**	**0**	**0**	**0**	**0**	**0**	**1,200**

Council District(s)

6

Project (23-04066) - This project will be to construct a new building on the ACS campus to stage out-of-state animal transports

ALAMODOME ACP SHADE STRUCTURES							
HOT REDEMPTION AND CAPITAL FUND	0	0	518	0	0	0	518
Total	**0**	**0**	**518**	**0**	**0**	**0**	**518**

Council District(s)

2

Project (45-00048) - This project will introduce permanent structures to the north and south exterior plaza level areas providing rain and shade cover to patrons and staff. Improvements include elevated signage at these access control check points.

ALAMODOME ARENA FLOOR BOXES							
HOT REDEMPTION AND CAPITAL FUND	290	0	0	0	0	0	290
Total	**290**	**0**	**0**	**0**	**0**	**0**	**290**

Council District(s)

2

Project (45-00046) - The project will replace existing Arena Floor Boxes with new metal junction boxes allowing for new electrical, data and water runs for efficient distribution of services for events.

ALAMODOME ARENA PA							
HOT REDEMPTION AND CAPITAL FUND	1,809	0	0	0	0	0	1,809
Total	**1,809**	**0**	**0**	**0**	**0**	**0**	**1,809**

Council District(s)

2

Project (45-00059) - Replacement of the arena public announcement, corner speakers for main public announcement, outdoor plaza speakers, and concourse speakers.

FUNCTION/PROGRAM/PROJ./REV./SCOPE	FY 2023	FY 2024	FY 2025	FY 2026	FY 2027	FY 2028	TOTAL
GENERAL GOVERNMENT							
MUNICIPAL FACILITIES							
ALAMODOME BOILER REPLACEMENT							
HOT REDEMPTION AND CAPITAL FUND	488	0	0	0	0	0	488
Total	**488**	**0**	**0**	**0**	**0**	**0**	**488**

Council District(s)
2

Project (45-00052) - The project includes the installation and replacement of 30-year original equipment. Units have operated beyond their expected service life.

ALAMODOME BOXING IMPROVEMENTS							
HOT REDEMPTION AND CAPITAL FUND	500	0	0	0	0	0	500
Total	**500**	**0**	**0**	**0**	**0**	**0**	**500**

Council District(s)
2

Project (45-00070) - This project includes lighting, truss, and boxing ring along with ancillary equipment to provide a complete turn-key boxing event. This major purchase will improve the ability for the department to better market boxing events.

ALAMODOME CURTAINS							
HOT REDEMPTION AND CAPITAL FUND	0	0	0	0	186	0	186
Total	**0**	**0**	**0**	**0**	**186**	**0**	**186**

Council District(s)
2

Project (45-00075) - This project will replace the curtains leading to the stadium. Existing curtains have exceeded service life.

ALAMODOME DIGITAL DISPLAYS							
HOT REDEMPTION AND CAPITAL FUND	0	0	0	0	0	22,013	22,013
Total	**0**	**0**	**0**	**0**	**0**	**22,013**	**22,013**

Council District(s)
2

Project (45-00063) - The Digital Display upgrade project will replace all audio visual equipment specific to video boards, bowl ribbon boards, the control room and exterior marquee sign. Equipment expected to have operated to its service life and will need to be replaced.

ALAMODOME EXPANSION JOINTS							
HOT REDEMPTION AND CAPITAL FUND	0	775	0	0	0	0	775
Total	**0**	**775**	**0**	**0**	**0**	**0**	**775**

Council District(s)
2

Project (45-00045) - This project will replace original 1993 floor expansion joints. The existing joint covers have deformed over time creating trip hazards for patrons and staff.

ALAMODOME EXTERIOR COLOR SYSTEM							
HOT REDEMPTION AND CAPITAL FUND	222	0	0	0	0	0	222
Total	**222**	**0**	**0**	**0**	**0**	**0**	**222**

Council District(s)
2

Project (45-00072) - The project will provide LED exterior color wash system to the exterior wall surfaces of the Alamodome.

FUNCTION/PROGRAM/PROJ./REV./SCOPE	FY 2023	FY 2024	FY 2025	FY 2026	FY 2027	FY 2028	TOTAL
GENERAL GOVERNMENT							
MUNICIPAL FACILITIES							
ALAMODOME FALL ARREST SYSTEM							
HOT REDEMPTION AND CAPITAL FUND	273	0	0	0	0	0	273
Total	**273**	**0**	**0**	**0**	**0**	**0**	**273**

Council District(s)
2

Project (45-00067) - This project will introduce a new Fall Arrest System which will allow decorators and riggers to secure themselves to the Alamodome's roof structure while loading in for events.

ALAMODOME FIXED SEATING REPLACEMENT							
HOT REDEMPTION AND CAPITAL FUND	0	0	0	4,840	0	0	4,840
Total	**0**	**0**	**0**	**4,840**	**0**	**0**	**4,840**

Council District(s)
2

Project (45-00055) - This project will replace original 1993 seating that have exceeded their useful life. The goal is to match new seating with similar style and brands as what was used for the retractable seating project.

ALAMODOME FOOTBALL IMPROVEMENTS							
HOT REDEMPTION AND CAPITAL FUND	0	0	0	1,500	0	0	1,500
Total	**0**	**0**	**0**	**1,500**	**0**	**0**	**1,500**

Council District(s)
2

Project (45-00050) - Improvements to field level offices include flooring, walls and ceiling refinishing. Football locker room improvements included new lockers, floor, wall and ceiling upgrades. Purchase of turf inlays that will replace existing turf inlays.

ALAMODOME FOOTBALL TURF							
HOT REDEMPTION AND CAPITAL FUND	0	0	0	1,029	0	0	1,029
Total	**0**	**0**	**0**	**1,029**	**0**	**0**	**1,029**

Council District(s)
2

Project (45-00074) - This project will replace the existing football turf.

ALAMODOME HEB PLAZA & MEDIA CENTER							
HOT REDEMPTION AND CAPITAL FUND	442	0	0	0	0	0	442
Total	**442**	**0**	**0**	**0**	**0**	**0**	**442**

Council District(s)
2

Project (45-00061) - This project will introduce additional power at the HEB Plaza & Media Center to reduce trip hazards from running cables to areas and/or eliminating cost of providing portable generators.

ALAMODOME IMPROVEMENTS							
HOT REDEMPTION AND CAPITAL FUND	1,546	9,404	518	763	0	0	12,231
Total	**1,546**	**9,404**	**518**	**763**	**0**	**0**	**12,231**

Council District(s)
2

Project (45-00038) - This project will provide funding for additional suites, upgrades to the 5th level, improved ADA accessibility, vertical transportation system improvements, and other requirements related to securing the bid for the 2025 NCAA Men's College Basketball Final Four Tournament.

FUNCTION/PROGRAM/PROJ./REV./SCOPE	FY 2023	FY 2024	FY 2025	FY 2026	FY 2027	FY 2028	TOTAL
GENERAL GOVERNMENT							
MUNICIPAL FACILITIES							
ALAMODOME LOADING DOCK VEHICULAR GATE							
HOT REDEMPTION AND CAPITAL FUND	100	0	0	0	0	0	100
Total	**100**	**0**	**0**	**0**	**0**	**0**	**100**

Council District(s)

2

Project (45-00051) - Replaces existing vehicular gate with upgraded rolling gate including all hardware that will match existing type of loading dock fencing and provide increased facility security.

ALAMODOME METAL DETECTORS							
HOT REDEMPTION AND CAPITAL FUND	0	0	745	0	0	0	745
Total	**0**	**0**	**745**	**0**	**0**	**0**	**745**

Council District(s)

2

Project (45-00073) - This project will replace existing metal detectors with new. Existing metal detectors are at the end of their service life.

ALAMODOME NETWORK PERIMETER EXTENSION							
HOT REDEMPTION AND CAPITAL FUND	224	0	0	0	0	0	224
Total	**224**	**0**	**0**	**0**	**0**	**0**	**224**

Council District(s)

2

Project (45-00060) - Network Perimeter Extension project will provide improved reception and data communication points at level entry locations at Field level and extend same point to areas beyond the building in an effort to better serve patrons attending events.

ALAMODOME OPERATING & MAINTENANCE							
HOT REDEMPTION AND CAPITAL FUND	3,514	997	2,051	717	1,805	1,682	10,766
Total	**3,514**	**997**	**2,051**	**717**	**1,805**	**1,682**	**10,766**

Council District(s)

2

Project (45-00078) - Includes facility maintenance needs such as mechanical, electrical, plumbing, fire suppression, and replacement/repair of building finishes, systems, and technology.

ALAMODOME ROOF REPLACEMENT							
HOT REDEMPTION AND CAPITAL FUND	0	650	4,751	5,000	0	0	10,401
Total	**0**	**650**	**4,751**	**5,000**	**0**	**0**	**10,401**

Council District(s)

2

Project (45-00065) - This project is for the full replacement of Alamodome's entire roof including all accessory fans, exhausts and vents. The metal panels are original 30-year old panels, the single ply roof is near the end of its service life.

ALAMODOME SOCCER TURF							
HOT REDEMPTION AND CAPITAL FUND	1,300	0	0	0	0	0	1,300
Total	**1,300**	**0**	**0**	**0**	**0**	**0**	**1,300**

Council District(s)

2

Project (45-00071) - This project includes the purchase of a FIFA rated soccer field turf to help market and attract more professional soccer games to the Alamodome.

FUNCTION/PROGRAM/PROJ./REV./SCOPE	FY 2023	FY 2024	FY 2025	FY 2026	FY 2027	FY 2028	TOTAL
GENERAL GOVERNMENT							
MUNICIPAL FACILITIES							
ALAMODOME SOUTH PLAZA LIGHTING							
HOT REDEMPTION AND CAPITAL FUND	0	0	0	1,433	0	0	1,433
Total	**0**	**0**	**0**	**1,433**	**0**	**0**	**1,433**

Council District(s)

2

Project (45-00047) - Project will replace existing light fixtures at the north and south plaza corridors to match linear type LED light fixtures which were part of the 2018 Alamodome improvement project.

ALAMODOME SOUTHWEST LIFT STATIONS							
HOT REDEMPTION AND CAPITAL FUND	216	0	0	0	0	0	216
Total	**216**	**0**	**0**	**0**	**0**	**0**	**216**

Council District(s)

2

Project (45-00053) - This project will replace original 30-year old existing Southwest Lift Station pumps (2) and electrical pumps (2) equipment.

ALAMODOME STAGE REPLACEMENT							
HOT REDEMPTION AND CAPITAL FUND	273	0	0	0	0	0	273
Total	**273**	**0**	**0**	**0**	**0**	**0**	**273**

Council District(s)

2

Project (45-00066) - This purchase will replace 25+ year old stage with new rolling type multi-use stage.

ALAMODOME STRUCTURAL REPAIRS							
HOT REDEMPTION AND CAPITAL FUND	5,533	4,000	0	0	0	0	9,533
Total	**5,533**	**4,000**	**0**	**0**	**0**	**0**	**9,533**

Council District(s)

2

Project (45-00076) - This project will provide repairs to the major structural components at the Alamodome. Work areas include the four corner concrete masts, exterior and interior structural steel trusses and stay cables and masonry walls at Field level.

ALAMODOME TURF COVER							
HOT REDEMPTION AND CAPITAL FUND	1,232	0	0	0	0	0	1,232
Total	**1,232**	**0**	**0**	**0**	**0**	**0**	**1,232**

Council District(s)

2

Project (45-00068) - Purchase of a turf cover to protect the turf below allowing other activities to continue. This will reduce conversion time and create more events dates.

ALAMODOME UPPER LEVEL SEATING							
HOT REDEMPTION AND CAPITAL FUND	0	0	0	303	0	0	303
Total	**0**	**0**	**0**	**303**	**0**	**0**	**303**

Council District(s)

2

Project (45-00049) - This project will refurbish the original upper level seating. Work may include cleaning, scrubbing of seats and back supports, replacement equipment.

FUNCTION/PROGRAM/PROJ./REV./SCOPE	FY 2023	FY 2024	FY 2025	FY 2026	FY 2027	FY 2028	TOTAL
GENERAL GOVERNMENT							
MUNICIPAL FACILITIES							
ALAMODOME WAREHOUSE							
HOT REDEMPTION AND CAPITAL FUND	0	0	560	0	0	0	560
Total	**0**	**0**	**560**	**0**	**0**	**0**	**560**

Council District(s)
2

Project (45-00077) - Project includes replacing exterior wall and roof panels with new, improve positive drainage off the structure and associated upgrades to extend life of the building.

ALAMODOME WATER HEATER REPLACEMENT							
HOT REDEMPTION AND CAPITAL FUND	120	0	0	0	0	0	120
Total	**120**	**0**	**0**	**0**	**0**	**0**	**120**

Council District(s)
2

Project (45-00054) - This project will replace the domestic water heaters and circulation pump equipment which are both past their service life. Parts to maintain the equipment have become obsolete.

ALAMODOME WAYFINDING SIGNAGE							
HOT REDEMPTION AND CAPITAL FUND	95	0	0	0	0	333	428
Total	**95**	**0**	**0**	**0**	**0**	**333**	**428**

Council District(s)
2

Project (45-00069) - This project will replace and enhance the current wayfinding system for both interior and exterior areas of the Alamodome. Wayfinding design to compliment facility improvements designated for the 2025 Mens NCAA Final Four.

ALAMODOME WI-FI REPLACEMENT							
HOT REDEMPTION AND CAPITAL FUND	0	0	2,300	0	0	0	2,300
Total	**0**	**0**	**2,300**	**0**	**0**	**0**	**2,300**

Council District(s)
2

Project (45-00064) - Alamodome wifi project will replace equipment through out the facility. Typical service life of equipment will be due by year 2025

CASA BUILDING RENOVATION							
GENERAL FUND	343	457	0	0	0	0	800
Total	**343**	**457**	**0**	**0**	**0**	**0**	**800**

Council District(s)
1

Project (23-04101) - This project will provide funding for renovation of the Child Advocates of San Antonio building.

CITY TOWER							
GENERAL FUND	300	0	0	0	0	0	300
Total	**300**	**0**	**0**	**0**	**0**	**0**	**300**

Council District(s)
1

Project (23-01477) - This project provides funding for the purchase, design, demolition/abatement and renovation of the Frost Bank Building to be utilized as the new Downtown City offices.

FUNCTION/PROGRAM/PROJ./REV./SCOPE	FY 2023	FY 2024	FY 2025	FY 2026	FY 2027	FY 2028	TOTAL
GENERAL GOVERNMENT							
MUNICIPAL FACILITIES							
CITYWIDE FACILITY NEEDS							
UNISSUED TAX NOTES	5,000	5,000	5,000	5,000	5,000	0	25,000
Total	**5,000**	**5,000**	**5,000**	**5,000**	**5,000**	**0**	**25,000**

Council District(s)
CW

Project (35-00001) - This project provides funding for citywide deferred maintenance facility needs.

FY23 EAST PD UNDERGROUND STORAGE TANK REPLACEMENT							
GENERAL FUND	1,100	0	0	0	0	0	1,100
Total	**1,100**	**0**	**0**	**0**	**0**	**0**	**1,100**

Council District(s)
2

Project (35-00272) - This project replaces the underground fuel storage tanks (USTs), piping, dispensers, and automatic tank gauges at East PD Substation location.

HBGCC DANCE FLOOR							
TEXAS PUBLIC FACILITY CORPORATION	114	0	0	0	0	0	114
Total	**114**	**0**	**0**	**0**	**0**	**0**	**114**

Council District(s)
1

Project (42-00060) - This project will replace existing panel dance floor which is at the end of its useful life.

HBGCC HVAC UNITS							
TEXAS PUBLIC FACILITY CORPORATION	2,748	0	0	0	0	0	2,748
Total	**2,748**	**0**	**0**	**0**	**0**	**0**	**2,748**

Council District(s)
1

Project (42-00057) - This project is an energy efficiency upgrade that will replace both hot and chill water valves from the 1998 HVAC air handling units.

HBGCC LIGHTING PANELS							
TEXAS PUBLIC FACILITY CORPORATION	437	0	0	0	0	0	437
Total	**437**	**0**	**0**	**0**	**0**	**0**	**437**

Council District(s)
1

Project (42-00059) - This project will upgrade and modernize current relay lighting panels on the 1998 portion of the facility. Existing systems components are obsolete and difficult for them to communicate with Building Automation system.

HBGCC MERIDA PLAZA RESTROOMS							
TEXAS PUBLIC FACILITY CORPORATION	0	85	490	0	0	0	575
Total	**0**	**85**	**490**	**0**	**0**	**0**	**575**

Council District(s)
1

Project (42-00051) - This project will add new men and women accessible restrooms on the river level to support Merida Plaza events.

FUNCTION/PROGRAM/PROJ./REV./SCOPE	FY 2023	FY 2024	FY 2025	FY 2026	FY 2027	FY 2028	TOTAL
GENERAL GOVERNMENT							
MUNICIPAL FACILITIES							
HBGCC OPERATING & MAINTENANCE							
HOT REDEMPTION AND CAPITAL FUND	4,000	9,822	1,385	469	324	82	16,082
Total	**4,000**	**9,822**	**1,385**	**469**	**324**	**82**	**16,082**

Council District(s)

1

Project (42-00064) - This project includes facility maintenance needs such as mechanical, electrical, plumbing, fire suppression, and replacement/repair of building finishes, systems, and technology.

HBGCC PARK ENTRANCE REMODEL							
TEXAS PUBLIC FACILITY CORPORATION	0	0	35	366	0	0	401
Total	**0**	**0**	**35**	**366**	**0**	**0**	**401**

Council District(s)

1

Project (42-00050) - This project will renovate existing outdoor terraces / south entrance. Work to Include new pavers, landscaping, sprinklers, lighting, power upgrades, painting and new furniture.

HBGCC SKY JACK							
TEXAS PUBLIC FACILITY CORPORATION	127	0	0	0	0	0	127
Total	**127**	**0**	**0**	**0**	**0**	**0**	**127**

Council District(s)

1

Project (42-00055) - This project will replace our current Sky Jack which is at the end of its service life. The lift is used to service high-level lighting, fixtures and equipment.

HBGCC SPIDER LIFT							
TEXAS PUBLIC FACILITY CORPORATION	0	0	0	0	0	406	406
Total	**0**	**0**	**0**	**0**	**0**	**406**	**406**

Council District(s)

1

Project (42-00056) - This purchase will replace the facility's Falcon FS95 Spider Lift which will be at the end of its service life in 2027.

HBGCC UNISEX RESTROOMS							
TEXAS PUBLIC FACILITY CORPORATION	0	0	19	105	0	0	124
Total	**0**	**0**	**19**	**105**	**0**	**0**	**124**

Council District(s)

1

Project (42-00052) - This project will upgrade existing unisex restroom to match similar improvements completed in 2018. Finishes included flooring, walls, ceiling, plumbing fixtures and toilet accessories.

HBGCC VERTICAL TRANSPORTATION							
TEXAS PUBLIC FACILITY CORPORATION	2,000	6,806	0	0	0	0	8,806
Total	**2,000**	**6,806**	**0**	**0**	**0**	**0**	**8,806**

Council District(s)

1

Project (42-00061) - This project replaces or modernize obsolete elevators and escalators in the 1998 portion of the facility.

FUNCTION/PROGRAM/PROJ./REV./SCOPE	FY 2023	FY 2024	FY 2025	FY 2026	FY 2027	FY 2028	TOTAL
GENERAL GOVERNMENT							
MUNICIPAL FACILITIES							
HBGCC VIDEO WALL							
TEXAS PUBLIC FACILITY CORPORATION	0	0	0	189	0	0	189
Total	**0**	**0**	**0**	**189**	**0**	**0**	**189**

Council District(s)

1

Project (42-00053) - This project will replace existing 8' x 16' video wall components.

HBGCC WEST BUILDING ENCASED SPACE							
TEXAS PUBLIC FACILITY CORPORATION	1,750	14,950	1,000	0	0	0	17,700
Total	**1,750**	**14,950**	**1,000**	**0**	**0**	**0**	**17,700**

Council District(s)

1

Project (42-00062) - This project includes capital improvements to existing West building space including multiple meeting rooms, junior ballroom, catering prep areas, new elevators and escalators, and public restrooms to increase rentable space.

HBGCC WHEEL CHAIR LIFTS							
TEXAS PUBLIC FACILITY CORPORATION	152	0	0	0	0	0	152
Total	**152**	**0**	**0**	**0**	**0**	**0**	**152**

Council District(s)

1

Project (42-00054) - The project will replace four of the current portable wheel chair lifts (4). Units have been in operating beyond their usable service life.

LILA COCKRELL THEATRE UPGRADE							
HOT REDEMPTION AND CAPITAL FUND	430	2,611	636	0	0	0	3,677
Total	**430**	**2,611**	**636**	**0**	**0**	**0**	**3,677**

Council District(s)

1

Project (42-00063) - This project includes rigging structure, finishes, sound, and AV upgrades, improved exterior signage, and new connection point from Theatre to Broken Crust Café.

ONE STOP BUILDING ENHANCEMENTS							
DEVELOPMENT SERVICES FUND	682	0	0	0	0	0	682
Total	**682**	**0**	**0**	**0**	**0**	**0**	**682**

Council District(s)

1

Project (29-00001) - This project provides funding for building maintanance and enhancements of the Cliff Morton Development and Business Services Center.

ONE STOP HVAC REPLACEMENT							
DEVELOPMENT SERVICES FUND	1,500	0	0	0	0	0	1,500
Total	**1,500**	**0**	**0**	**0**	**0**	**0**	**1,500**

Council District(s)

1

Project (35-00274) - This project replaces the chiller system, chilled water pumps, electrical components, adds a new mini-split unit, updates the Building Automated System (BAS) and the HVAC controls at the Cliff Morton Development Services location. The chiller system for this location is approaching its useful life expectancy.

FUNCTION/PROGRAM/PROJ./REV./SCOPE	FY 2023	FY 2024	FY 2025	FY 2026	FY 2027	FY 2028	TOTAL
GENERAL GOVERNMENT							
MUNICIPAL FACILITIES							
RESERVE FOR FUTURE CAPITAL PROJECTS							
UNISSUED CERTIFICATES OF OBLIGATION	3,000	7,000	0	0	0	0	10,000
Total	**3,000**	**7,000**	**0**	**0**	**0**	**0**	**10,000**

Council District(s)

CW

Project (40-00445) - This project will provide funding for capital projects identified throughout the fiscal year.

ROOF REPLACEMENT AND REPAIR							
GENERAL FUND	3,353	0	0	0	0	0	3,353
INSURANCE PROCEEDS	6,449	0	0	0	0	0	6,449
Total	**9,802**	**0**	**0**	**0**	**0**	**0**	**9,802**

Council District(s)

CW

Project (35-00273) - This project replaces or repairs roofs on various City facilities throughout the City.

TOTAL MUNICIPAL FACILITIES	**52,862**	**62,557**	**20,008**	**21,714**	**7,315**	**24,516**	**188,972**
TOTAL GENERAL GOVERNMENT	**78,538**	**103,003**	**51,927**	**34,921**	**12,315**	**24,516**	**305,220**
PUBLIC HEALTH & SAFETY							
DRAINAGE							
ANNIE AREA INTERIM DRAINAGE IMPROVEMENTS							
STORM WATER OPERATING FUND	100	0	0	0	0	0	100
Total	**100**	**0**	**0**	**0**	**0**	**0**	**100**

Council District(s)

1

Project (23-03817) - This project will replace the sidewalk bridge on Holland Ave, grade the channel and provide support for the channel wall along Holland Ave, grade the alley between Holland and Annie, and install a berm in the alley.

CHURCHILL AVE AREA DRAINAGE IMPROVEMENTS							
STORM WATER OPERATING FUND	1,500	0	0	0	0	0	1,500
Total	**1,500**	**0**	**0**	**0**	**0**	**0**	**1,500**

Council District(s)

2

Project (23-03797) - The proposed project will include a drainage system comprised of culvert crossings and an earthen channel.

DISTRICT 5 DRAINAGE IMPROVEMENTS							
UNISSUED TAX NOTES	350	0	0	0	0	0	350
Total	**350**	**0**	**0**	**0**	**0**	**0**	**350**

Council District(s)

5

Project (23-04095) - Priliminary Engineering report to determine flood mitigation alternative for Elmendorf Lake and Apache Creek.

FUNCTION/PROGRAM/PROJ./REV./SCOPE	FY 2023	FY 2024	FY 2025	FY 2026	FY 2027	FY 2028	TOTAL
PUBLIC HEALTH & SAFETY							
DRAINAGE							
FY 2023 CORRUGATED METAL PIPE (CMP) PROGRAM							
STORM WATER OPERATING FUND	2,000	0	0	0	0	0	2,000
Total	**2,000**	**0**	**0**	**0**	**0**	**0**	**2,000**

Council District(s)

CW

Project (23-04081) - This project provides funding to use trenchless applications to rehabilitate degrading Corrugated Metal Pipe (CMP) throughout the city.

INTERIM PEMBROKE DRAINAGE IMPROVEMENTS							
STORM WATER OPERATING FUND	530	0	0	0	0	0	530
Total	**530**	**0**	**0**	**0**	**0**	**0**	**530**

Council District(s)

7

Project (23-03816) - This project provides funds to provide flooding relief along Pembroke Rd and comprises of an earthen berm, an earthen pilot channel, and an outfall.

MENCHACA STREET DRAINAGE IMPROVEMENTS							
STORM WATER OPERATING FUND	300	0	0	0	0	0	300
Total	**300**	**0**	**0**	**0**	**0**	**0**	**300**

Council District(s)

5

Project (23-04083) - This project provides funding for Improvements to alleviate flooding on Menchaca Streets

MICHAEL DRAINAGE IMPROVEMENTS							
STORM WATER OPERATING FUND	31	0	0	0	0	0	31
STORM WATER REVENUE BONDS	319	0	0	0	0	0	319
Total	**350**	**0**	**0**	**0**	**0**	**0**	**350**

Council District(s)

3

Project (23-04082) - This project provides funding for channel reconstruction and easement acquisition

N. NEW BRAUNFELS (AUSTIN HWY TO LARKWOOD) DESIGN ONLY							
UNISSUED CERTIFICATES OF OBLIGATION	1,000	0	0	0	0	0	1,000
Total	**1,000**	**0**	**0**	**0**	**0**	**0**	**1,000**

Council District(s)

10

Project (23-03938) - -- Complete preliminary project development which may include schematic design and plans for drainage and associated improvements as applicable and within available funding.

FUNCTION/PROGRAM/PROJ./REV./SCOPE	FY 2023	FY 2024	FY 2025	FY 2026	FY 2027	FY 2028	TOTAL
PUBLIC HEALTH & SAFETY							
DRAINAGE							
OLMOS DAM IMPROVEMENTS							
STORM WATER REGIONAL FACILITIES FUND	150	0	0	0	0	0	150
Total	**150**	**0**	**0**	**0**	**0**	**0**	**150**

Council District(s)

1

Project (23-03799) - This project will provide funding for improvements to the dam, to include sand blasting a total area of 260,000 square feet, containment and disposal hauling of used sand material, patching of holes and cracks with Dural Prep and Vericoat Supreme Waterproofing application of seal coat on stucco finish, and replacement of the roof and windows of Olmos Dam Pump House.

TOTAL DRAINAGE	**6,280**	**0**	**0**	**0**	**0**	**0**	**6,280**
PUBLIC HEALTH & SAFETY							
FIRE PROTECTION							
FIRE STATION 21 REPLACEMENT							
UNISSUED CERTIFICATES OF OBLIGATION	12,500	0	0	0	0	0	12,500
Total	**12,500**	**0**	**0**	**0**	**0**	**0**	**12,500**

Council District(s)

3

Project (23-04054) - Replacement of the station built in 1929. acquire property, design, and construct.

FIRE STATION 52 REPLACEMENT							
UNISSUED CERTIFICATES OF OBLIGATION	6,500	0	0	0	0	0	6,500
Total	**6,500**	**0**	**0**	**0**	**0**	**0**	**6,500**

Council District(s)

4

Project (23-04055) - Replacement of the modular living quarters with the addition of permanent living quarters and EMS bay to the existing apparatus bay on the existing sites.

FIRE STATION 53 REPLACEMENT							
UNISSUED CERTIFICATES OF OBLIGATION	6,500	0	0	0	0	0	6,500
Total	**6,500**	**0**	**0**	**0**	**0**	**0**	**6,500**

Council District(s)

3

Project (23-04056) - Replacement of the modular living quarters with the addition of permanent living quarters and EMS bay to the existing apparatus bay on the existing sites.

PUBLIC SAFETY WAREHOUSE							
GENERAL FUND	9,000	0	0	0	0	0	9,000
Total	**9,000**	**0**	**0**	**0**	**0**	**0**	**9,000**

Council District(s)

6

Project (23-04057) - Construct a 30,000 sf - 40,000 sf. Warehouse to store personal protective equipment (PPE), decontamination equipment and supplies, response vehicles and trailers, portable shelters and other items related to major disasters in the region.

TOTAL FIRE PROTECTION	**34,500**	**0**	**0**	**0**	**0**	**0**	**34,500**

FUNCTION/PROGRAM/PROJ./REV./SCOPE	FY 2023	FY 2024	FY 2025	FY 2026	FY 2027	FY 2028	TOTAL
PUBLIC HEALTH & SAFETY							
LAW ENFORCEMENT							
HELICOPTER REPLACEMENT							
UNISSUED TAX NOTES	0	6,384	6,384	0	6,384	0	19,152
Total	**0**	**6,384**	**6,384**	**0**	**6,384**	**0**	**19,152**

Council District(s)
CW

Project (17-00044) - This project will replace three H120 helicopters that have reached end of life with H125 Helicopters.

PSHQ TRAINING ROOMS AV EQUIPMENT							
UNISSUED TAX NOTES	250	0	0	0	0	0	250
Total	**250**	**0**	**0**	**0**	**0**	**0**	**250**

Council District(s)
CW

Project (17-00043) - This project will update all the audio and video equipment in the training rooms

SAPD ACADEMY - TACTICS & FIREARMS BLDG							
UNISSUED CERTIFICATES OF OBLIGATION	5,000	0	0	0	0	0	5,000
Total	**5,000**	**0**	**0**	**0**	**0**	**0**	**5,000**

Council District(s)
3

Project (23-04060) - Construct a large multi-function structure to accommodate the many demands of police/tactical training.

SAPD K9 FACILITY RELOCATION							
UNISSUED TAX NOTES	2,200	0	0	0	0	0	2,200
Total	**2,200**	**0**	**0**	**0**	**0**	**0**	**2,200**

Council District(s)
3

Project (23-04086) - This project will construct a new facility at the SAPD Training Academy (Council District 3), comprised of office and outdoor space sufficient to accommodate the K9 unit. The facility will include office, indoor training, rest/locker room facilities, while the outdoor space will include a training field, kennels, and dog wash/relief areas.

TRAINING ACADEMY - DRIVING TRACK IMPROVEMENTS							
UNISSUED CERTIFICATES OF OBLIGATION	16,000	0	0	0	0	0	16,000
Total	**16,000**	**0**	**0**	**0**	**0**	**0**	**16,000**

Council District(s)
3

Project (23-04058) - Repairs and improvements for the Police Academy driving track and the addition of a skid car platform.

TRAINING ACADEMY - PARKING EXPANSION							
UNISSUED CERTIFICATES OF OBLIGATION	1,100	0	0	0	0	0	1,100
Total	**1,100**	**0**	**0**	**0**	**0**	**0**	**1,100**

Council District(s)
3

Project (23-04059) - Expand existing parking area at the training academy

FUNCTION/PROGRAM/PROJ./REV./SCOPE	FY 2023	FY 2024	FY 2025	FY 2026	FY 2027	FY 2028	TOTAL
TOTAL LAW ENFORCEMENT	**24,550**	**6,384**	**6,384**	**0**	**6,384**	**0**	**43,702**
TOTAL PUBLIC HEALTH & SAFETY	**65,330**	**6,384**	**6,384**	**0**	**6,384**	**0**	**84,482**
RECREATION & CULTURE							
LIBRARIES							
BROOK HOLLOW LIBRARY PARKING LOT							
GENERAL FUND	792	0	0	0	0	0	792
Total	**792**	**0**	**0**	**0**	**0**	**0**	**792**

Council District(s)

9

Project (23-04067) - This project is to expand the parking lot at the Brook Hollow Branch Library

CITY-OWNED CULTURAL FACILITIES IMPROVEMENTS							
GENERAL FUND	700	0	0	0	0	0	700
Total	**700**	**0**	**0**	**0**	**0**	**0**	**700**

Council District(s)

CW 1

Project (23-04034) - Improve and rehabilitate municipal cultural facilities. Facility upgrades to improve the condition, increase sustainability, and extend the lifecycle of city facilities and building systems. Facilities may include: $2.5M Spanish Governor's Palace, $2M San Antonio Records and Archives, $1.5M International Center and other City facilities.

GUERRA LIBRARY IMPROVEMENTS							
UNISSUED TAX NOTES	600	0	0	0	0	0	600
Total	**600**	**0**	**0**	**0**	**0**	**0**	**600**

Council District(s)

6

Project (04-00064) - This project will provide for an assessment of the existing HVAC system and provide for improvements to the system, and replacement/improvements to the existing parking lot. The parking lot asphalt is failing in several locations, and will need major replacement/repair work.

JOHNSTON HVAC REPLACEMENT							
UNISSUED TAX NOTES	200	0	0	0	0	0	200
Total	**200**	**0**	**0**	**0**	**0**	**0**	**200**

Council District(s)

4

Project (04-00065) - This project will provide for an assessment of the existing HVAC system and provide for improvements to the system.

MEMORIAL BRANCH LIBRARY							
GENERAL FUND	300	0	0	0	0	0	300
Total	**300**	**0**	**0**	**0**	**0**	**0**	**300**

Council District(s)

5

Project (23-01727) - This project provides funding for renovations, improvements and space reconfiguration to the Memorial Branch Library.

FUNCTION/PROGRAM/PROJ./REV./SCOPE	FY 2023	FY 2024	FY 2025	FY 2026	FY 2027	FY 2028	TOTAL
RECREATION & CULTURE							
LIBRARIES							
PAN AMERICAN HVAC REPLACEMENT							
UNISSUED TAX NOTES	200	0	0	0	0	0	200
Total	**200**	**0**	**0**	**0**	**0**	**0**	**200**

Council District(s)

3

Project (04-00066) - This project will provide for an assessment of the existing HVAC system and provide for improvements to the system.

TOTAL LIBRARIES	**2,792**	**0**	**0**	**0**	**0**	**0**	**2,792**
RECREATION & CULTURE							
OTHER FACILITIES							
NELSON WOLFF STADIUM							
UNISSUED CERTIFICATES OF OBLIGATION	6,250	0	0	0	0	0	6,250
Total	**6,250**	**0**	**0**	**0**	**0**	**0**	**6,250**

Council District(s)

6

Project (45-00044) - Project will upgrade existing building support spaces to meet current MLB player development standards. Improvements include locker room, shower and bathroom, training and weight, and coach areas within the existing baseball stadium facility.

TOTAL OTHER FACILITIES	**6,250**	**0**	**0**	**0**	**0**	**0**	**6,250**
RECREATION & CULTURE							
PARKS							
2022 EDWARDS AQUIFER PROTECTION PROGRAM							
MUNICIPAL FACILITIES CORPORATION	10,000	0	0	0	0	0	10,000
Total	**10,000**	**0**	**0**	**0**	**0**	**0**	**10,000**

Council District(s)

CW

Project (26-00701) - This project provides funding for the acquisition of sensitive land over the Edwards Aquifer Recharge Zone as well as provides funding for low impact development projects.

BEITEL CREEK (SALADO TO BRIARGLEN)							
PROP 2 - 2015 PARKS DEVELOPMENT AND EXPANSION VENUE	100	0	0	0	0	0	100
Total	**100**	**0**	**0**	**0**	**0**	**0**	**100**

Council District(s)

2 10

Project (26-00661) - This project provides funding for the development of a hike and bike trail project along Beitel Creek from the Salado Creek Greenway to Briar Glen.

FUNCTION/PROGRAM/PROJ./REV./SCOPE	FY 2023	FY 2024	FY 2025	FY 2026	FY 2027	FY 2028	TOTAL
RECREATION & CULTURE							
PARKS							
CITYWIDE CREEKWAY TRAIL DEVELOPMENT							
PROP 2 - 2010 PARKS DEVELOPMENT & EXPANSION VENUE	230	0	0	0	0	0	230
PROP 2 - 2015 PARKS DEVELOPMENT AND EXPANSION VENUE	1,457	0	0	0	0	0	1,457
Total	**1,687**	**0**	**0**	**0**	**0**	**0**	**1,687**

Council District(s)

CW

Project (26-00603) - This project provides funding for the acquisition of land to design and construct hike & bike trails along San Antonio creekways.

DISTRICT 1 WESTFALL CAMPUS							
UNISSUED TAX NOTES	1,000	0	0	0	0	0	1,000
Total	**1,000**	**0**	**0**	**0**	**0**	**0**	**1,000**

Council District(s)

1

Project (23-04088) - Renovate, rehabilitate, and construct additions to the city facility located at 1310 Vance Jackson to potentially include area improvements adjacent to Westfall Branch Library to support constituent services, meeting space and other campus related enhancements.

DISTRICT 2 COMMUNITY GARDEN							
UNISSUED TAX NOTES	250	0	0	0	0	0	250
Total	**250**	**0**	**0**	**0**	**0**	**0**	**250**

Council District(s)

2

Project (26-00707) - Development of land for community use.

DISTRICT 2 PROPERTY ACQUISITION							
UNISSUED TAX NOTES	750	0	0	0	0	0	750
Total	**750**	**0**	**0**	**0**	**0**	**0**	**750**

Council District(s)

2

Project (23-04089) - Development of a new City facility for community use including the property acquisition of land.

DISTRICT 4 PEARSALL PARK SOLAR WALK							
UNISSUED TAX NOTES	350	0	0	0	0	0	350
Total	**350**	**0**	**0**	**0**	**0**	**0**	**350**

Council District(s)

4

Project (26-00708) - Construct a solar system walk at Pearsall Park that demonstrates a scale model of the solar system for educational and recreational purposes.

FUNCTION/PROGRAM/PROJ./REV./SCOPE	FY 2023	FY 2024	FY 2025	FY 2026	FY 2027	FY 2028	TOTAL
RECREATION & CULTURE							
PARKS							
FT. SAM HOUSTON TRAIL (JOHN JAMES PARK TO JACK WHITE PARK)							
PROP 2 - 2015 PARKS DEVELOPMENT AND EXPANSION VENUE	500	0	0	0	0	0	500
Total	**500**	**0**	**0**	**0**	**0**	**0**	**500**

Council District(s)

2

Project (26-00612) - This project provides funding for purchasing land to design and construct hike & bike trails and associated amenities along Salado Creek through Ft. Sam Houston from John James Park to Jack White Park.

FY23 SCHEDULE MAINTENANCE FOR PARKS							
GENERAL FUND	5,000	0	0	0	0	0	5,000
Total	**5,000**	**0**	**0**	**0**	**0**	**0**	**5,000**

Council District(s)

CW

Project (26-00706) - "FY 2023 Schedule Maintenance for Parks This project provides one time supplemental funding for the FY 2023 Parks and Recreation scheduled maintenance program."

GOLF COURSE IMPROVEMENTS							
UNISSUED SELF SUPPORTING CERTIFICATES OF OBLIGATION	4,000	0	4,000	0	4,000	0	12,000
Total	**4,000**	**0**	**4,000**	**0**	**4,000**	**0**	**12,000**

Council District(s)

CW

Project (26-00703) - MGA-SA Golf Course Improvements - This project will provide improvements to various city golf courses managed by MGA-SA to ensure their continured viabilities and usage for City residents.

JAPANESE TEA GARDEN INFRASTRUCTURE							
GENERAL FUND	225	0	0	0	0	0	225
Total	**225**	**0**	**0**	**0**	**0**	**0**	**225**

Council District(s)

1

Project (26-00702) - Infrastructure for new waterline to service the Japanese Tea Garden waterfall and future leveraged funding bathroom.

LEON CREEK (QUINTANA RD TO I-35)							
PROP 2 - 2015 PARKS DEVELOPMENT AND EXPANSION VENUE	653	0	0	0	0	0	653
Total	**653**	**0**	**0**	**0**	**0**	**0**	**653**

Council District(s)

4

Project (26-00665) - This project provides funding for the development of a hike and bike trail project along Leon Creek from Quintana Rd. to I-35.

FUNCTION/PROGRAM/PROJ./REV./SCOPE	FY 2023	FY 2024	FY 2025	FY 2026	FY 2027	FY 2028	TOTAL
RECREATION & CULTURE							
PARKS							
LEON CREEK (THE RIM TO RAYMOND RUSSELL PARK)							
PROP 2 - 2015 PARKS DEVELOPMENT AND EXPANSION VENUE	500	0	0	0	0	0	500
Total	**500**	**0**	**0**	**0**	**0**	**0**	**500**

Council District(s)

8

Project (26-00671) - This project provides funding for the development of a hike and bike trail project along Leon Creek from the Rim to Raymond Russell County Park.

MAIN PLAZA							
UNISSUED CERTIFICATES OF OBLIGATION	4,500	0	0	0	0	0	4,500
Total	**4,500**	**0**	**0**	**0**	**0**	**0**	**4,500**

Council District(s)

1

Project (23-04068) - Inspection, assessment and repair or replacement of all associated infrastructure to the interactive water features and pump rooms requires upgrade to industry standards and Texas Department of Health and Safety codes

RENOVATION OF CREEKWAY PROJECT IMPROVEMENT							
PROP 2 - 2015 PARKS DEVELOPMENT AND EXPANSION VENUE	620	0	0	0	0	0	620
Total	**620**	**0**	**0**	**0**	**0**	**0**	**620**

Council District(s)

CW

Project (26-00611) - This project provides funding for replacing aged or damaged creekway hike & bike trail and associated improvements along San Antonio creekways.

SALADO CREEK - PARK, LANDSCAPE AND URBAN							
PROP 2 - 2015 PARKS DEVELOPMENT AND EXPANSION VENUE	200	0	0	0	0	0	200
Total	**200**	**0**	**0**	**0**	**0**	**0**	**200**

Council District(s)

2

Project (26-00660) - This project provides funding for designing and building enhancements to the existing Salado Creek Greenway trail system within District 2.

TRAIL CONNECTIONS, PARKING AND OTHER ENHANCEMENTS							
PROP 2 - 2015 PARKS DEVELOPMENT AND EXPANSION VENUE	350	0	0	0	0	0	350
Total	**350**	**0**	**0**	**0**	**0**	**0**	**350**

Council District(s)

CW

Project (26-00675) - This project provides funding for trail connections, parking and other minor enhancements to existing hike and bike trail systems in various council districts.

TOTAL PARKS	**30,685**	**0**	**4,000**	**0**	**4,000**	**0**	**38,685**
TOTAL RECREATION & CULTURE	**39,727**	**0**	**4,000**	**0**	**4,000**	**0**	**47,727**

FUNCTION/PROGRAM/PROJ./REV./SCOPE	FY 2023	FY 2024	FY 2025	FY 2026	FY 2027	FY 2028	TOTAL
TRANSPORTATION							
AIR TRANSPORTATION							
AIRFIELD PMMP UPDATE-FY2022							
AIRPORT INFRASTRUCTURE GRANT	48	0	0	0	0	0	48
Total	**48**	**0**	**0**	**0**	**0**	**0**	**48**

Council District(s)

CW

Project (33-00317) - This project provides a Pavement Maintenance Management Program, which evaluates the pavement of runways and taxiways to determine the lifespan of the pavement. This is a FAA requirement to evaluate airfield pavement condition every three years. This plan will be used as a planning and programming tool for future capital development.

AIRPORT DATA MANAGEMENT SYSTEM (ADMS)							
INTERIM AIRPORT FINANCING	1,135	0	0	0	0	0	1,135
Total	**1,135**	**0**	**0**	**0**	**0**	**0**	**1,135**

Council District(s)

CW

Project (33-00232) - Installs a new harmonized system for the storing, managing, and dissemination of data associated with the systems and applications that are used to support the Airport's operational or administrative functions. The operational database provides for data exchange and database that serves the limited needs of Resource Management System (RMS), Flight Information Display Systems (FIDS), and Common Use Passenger Processing System (CUPPS).

AIRPORT PLANNING SERVICES							
INTERIM AIRPORT FINANCING	819	295	213	0	0	0	1,327
Total	**819**	**295**	**213**	**0**	**0**	**0**	**1,327**

Council District(s)

CW

Project (33-03336) - This project provides airfield, terminal, and landside on-call planning support services.

BAGGAGE HANDLING SYSTEM EXPANSION							
INTERIM AIRPORT FINANCING	3,808	19,554	22,636	6,874	0	0	52,872
Total	**3,808**	**19,554**	**22,636**	**6,874**	**0**	**0**	**52,872**

Council District(s)

CW

Project (33-03312) - This project develops an area to accommodate up to three in-line security processing lanes, Checked Baggage Inspection System (CBIS) room, mechanical support space, equipment (conveyors) electrical motor apparatus, distribution systems, and other critical devices and systems. The scope includes modifying of existing line and systems to meet the demand for a comprehensive complex passing all system test. The scope will include surveillance, access control, electrical notification, mechanical (HVAC), and IT infrastructure.

CCTV/ACS SYSTEM REPLACEMENT							
INTERIM AIRPORT FINANCING	1,192	0	1,034	0	0	0	2,226
Total	**1,192**	**0**	**1,034**	**0**	**0**	**0**	**2,226**

Council District(s)

CW

Project (33-00250) - This project installs a new Access Control S system ("ACS") and Closed Circuit Television ("CCTV") system at SAT. The head end servers, software, field panels, and client workstations will be installed, as well as new cameras and door hardware.

FUNCTION/PROGRAM/PROJ./REV./SCOPE	FY 2023	FY 2024	FY 2025	FY 2026	FY 2027	FY 2028	TOTAL
TRANSPORTATION							
AIR TRANSPORTATION							
COMPUTERIZED MAINTENANCE MANAGEMENT SYSTEM							
INTERIM AIRPORT FINANCING	985	0	0	0	0	0	985
Total	**985**	**0**	**0**	**0**	**0**	**0**	**985**

Council District(s)

CW

Project (33-00322) - This software enhances the tracking capabilities for critical assets for accurate reporting of maintenance and performance.

CONRAC UPGRADES							
CUSTOMER FACILITY CHARGE	1,915	542	0	0	0	0	2,457
Total	**1,915**	**542**	**0**	**0**	**0**	**0**	**2,457**

Council District(s)

CW

Project (33-03324) - This project resolves numerous structural and systems issues that need to be addressed to preserve customer service and safety for both passengers and stakeholders in the Consolidated Rental Car Facility.

EMERGENCY RESPONSE ROAD RECONSTRUCTION-PKG 4							
AIRPORT INFRASTRUCTURE GRANT	4,014	1,003	0	0	0	0	5,017
INTERIM AIRPORT FINANCING	1,672	0	0	0	0	0	1,672
Total	**5,686**	**1,003**	**0**	**0**	**0**	**0**	**6,689**

Council District(s)

CW

Project (33-00292) - This project constructs approximately 63,000 sq. ft. of new airfield perimeter road pavement per 2017 Perimeter Road Pavement Maintenance Management Plan.

EXECUTIVE PROGRAM MANAGER							
INTERIM AIRPORT FINANCING	902	1,263	1,316	934	334	343	5,092
Total	**902**	**1,263**	**1,316**	**934**	**334**	**343**	**5,092**

Council District(s)

CW

Project (33-00344) - This project includes program management support for the overall Terminal C program to support delivery of the program.

MASTER ARCHITECT							
INTERIM AIRPORT FINANCING	5,684	11,368	6,974	5,509	5,509	4,744	39,788
Total	**5,684**	**11,368**	**6,974**	**5,509**	**5,509**	**4,744**	**39,788**

Council District(s)

CW

Project (33-00346) - This project includes the program design oversight of a Master Architect to coordinate elements of the projects under the Terminal C program.

FUNCTION/PROGRAM/PROJ./REV./SCOPE	FY 2023	FY 2024	FY 2025	FY 2026	FY 2027	FY 2028	TOTAL
TRANSPORTATION							
AIR TRANSPORTATION							
NETWORK EOL REPLACEMENT							
INTERIM AIRPORT FINANCING	1,000	1,980	1,980	2,700	0	0	7,660
Total	**1,000**	**1,980**	**1,980**	**2,700**	**0**	**0**	**7,660**

Council District(s)
CW

Project (33-03339) - This project will replace end of life technology such as data networks, storage, and server IT infrastructure for the San Antonio International Airport and Stinson Municipal Airport.

OUTSIDE PLANT CAMPUS IT RING							
INTERIM AIRPORT FINANCING	368	331	2,732	4,303	0	0	7,734
Total	**368**	**331**	**2,732**	**4,303**	**0**	**0**	**7,734**

Council District(s)
CW

Project (33-00044) - This project will complete the Outside Plant Communication Ring around the San Antonio International Airport. This work will provide the connectivity to all remaining distribution nodes.

PROGRAM MANAGEMENT/CONSTRUCTION MANAGEMENT							
INTERIM AIRPORT FINANCING	3,365	7,067	7,358	7,368	1,862	1,913	28,933
Total	**3,365**	**7,067**	**7,358**	**7,368**	**1,862**	**1,913**	**28,933**

Council District(s)
CW

Project (33-00345) - This project includes extension of staff for additional Project Management support to deliver projects under the Terminal C program.

RECONSTRUCT & DECOUPLE RUNWAY 13R/31L							
INTERIM AIRPORT FINANCING	1,688	0	0	0	0	0	1,688
Total	**1,688**	**0**	**0**	**0**	**0**	**0**	**1,688**

Council District(s)
CW

Project (33-00342) - This project includes the reimburseable agreement required to initiate FAA involvement with the Runway 13R extension project to increase airfield safety.

RELOCATE EMPLOYEE PARKING							
INTERIM AIRPORT FINANCING	495	156	82	0	0	0	733
Total	**495**	**156**	**82**	**0**	**0**	**0**	**733**

Council District(s)
CW

Project (33-00347) - This project includes the design of the relocation employee parking areas to accommodate Terminal C.

RELOCATION OF VEHICLE GATE 20							
INTERIM AIRPORT FINANCING	436	365	0	0	0	0	801
Total	**436**	**365**	**0**	**0**	**0**	**0**	**801**

Council District(s)
CW

Project (33-03322) - The project consists of the demolition of existing vehicle Gate 20 and construction of a new access-controlled gate on the south side of the airfield.

FUNCTION/PROGRAM/PROJ./REV./SCOPE	FY 2023	FY 2024	FY 2025	FY 2026	FY 2027	FY 2028	TOTAL
TRANSPORTATION							
AIR TRANSPORTATION							
RON AIRCRAFT PARKING							
INTERIM AIRPORT FINANCING	513	287	201	106	0	0	1,107
Total	**513**	**287**	**201**	**106**	**0**	**0**	**1,107**

Council District(s)

CW

Project (33-00348) - This project includes the design of new RON parking positions that will be removed once construction begins on Terminal C.

RTR-F							
INTERIM AIRPORT FINANCING	340	3,102	0	0	0	0	3,442
Total	**340**	**3,102**	**0**	**0**	**0**	**0**	**3,442**

Council District(s)

CW

Project (33-00341) - This project will include relocation of the existing Remote Transmitter Receiver (RTR) facility to accommodate future development opportunities on the northside of the Airport.

RUNWAY 13R-31L SAFETY ENHANCEMENTS							
AIRPORT INFRASTRUCTURE GRANT	2,525	0	0	0	0	0	2,525
INTERIM AIRPORT FINANCING	152	1,671	0	0	0	0	1,823
Total	**2,677**	**1,671**	**0**	**0**	**0**	**0**	**4,348**

Council District(s)

CW

Project (33-03305) - This project includes Runway 31L Extension (340 feet), Taxiway G Extension, Runway Safety Area. This project is a 340 ft. extension of Runway 31L to allow for the elimination of an existing runway intersection. The project includes a minimum of 340 ft extension and a standard 600 ft. Engineered Materials Arresting System (EMAS) bed assumed for the Runway Safety Area.

RW 4/22 CENTERLINE LIGHTING CIRCUIT REPLACEMENT							
INTERIM AIRPORT FINANCING	127	0	0	0	0	0	127
Total	**127**	**0**	**0**	**0**	**0**	**0**	**127**

Council District(s)

CW

Project (33-03307) - This project consists of the removal and replacement of two 31-year-old Runway Centerline Circuits and Transformers from the East Electrical vault home runs and safety area of Runway 4-22. These systems have exceeded their life span and are the oldest Airfield Lighting circuits we have in service on our Air Carrier Runways.

SKYPLACE ROAD RECONSTRUCTION							
INTERIM AIRPORT FINANCING	164	1,141	419	0	0	0	1,724
Total	**164**	**1,141**	**419**	**0**	**0**	**0**	**1,724**

Council District(s)

CW

Project (33-03321) - This Project consists of the reconstruction of Skyplace Blvd, from Nakoma Rd. to the tie in of the most recent reconstruction of Skyplace behind M7 aerospace hangar.

FUNCTION/PROGRAM/PROJ./REV./SCOPE	FY 2023	FY 2024	FY 2025	FY 2026	FY 2027	FY 2028	TOTAL
TRANSPORTATION							
AIR TRANSPORTATION							
STINSON - AIRFIELD GENERATOR BLDG RECONSTRUCTION							
AIRPORT IMPROVEMENT & CONTINGENCY FUND	1,575	583	0	0	0	0	2,158
Total	**1,575**	**583**	**0**	**0**	**0**	**0**	**2,158**

Council District(s)

CW

Project (33-00287) - This project installs a new roof, wall, doors, and building footing of the Stinson airport airfield generator building. The electrical generator building failed around 2013, causing major cracks in the building wall. The building houses the airfield electrical regulators, fire suppression equipment, and the electrical generator. There is no way to get the electrical generator in/out of building if it needs to be replaced.

STINSON - BUILDING MODIFICATIONS-FY23							
STINSON REVOLVING FUND	50	0	0	0	0	0	50
TEXAS DEPARTMENT OF TRANSPORTATION	50	0	0	0	0	0	50
Total	**100**	**0**	**0**	**0**	**0**	**0**	**100**

Council District(s)

CW

Project (33-03327) - This project is led by the Texas Department of Transportation to administer the RAMP grant which provides for basic improvements to the Stinson Airport such as hangar enhancements, fencing, or other airside and landside needs.

STINSON - BUILDING MODIFICATIONS-FY24							
STINSON REVOLVING FUND	0	50	0	0	0	0	50
TEXAS DEPARTMENT OF TRANSPORTATION	0	50	0	0	0	0	50
Total	**0**	**100**	**0**	**0**	**0**	**0**	**100**

Council District(s)

CW

Project (33-03328) - This project is led by the Texas Department of Transportation to administer the RAMP grant which provides for basic improvements to the Stinson Airport such as hangar enhancements, fencing, or other airside and landside needs.

STINSON - BUILDING MODIFICATIONS-FY25							
STINSON REVOLVING FUND	0	0	50	0	0	0	50
TEXAS DEPARTMENT OF TRANSPORTATION	0	0	50	0	0	0	50
Total	**0**	**0**	**100**	**0**	**0**	**0**	**100**

Council District(s)

CW

Project (33-03329) - This project is led by the Texas Department of Transportation to administer the RAMP grant which provides for basic improvements to the Stinson Airport such as hangar enhancements, fencing, or other airside and landside needs.

FUNCTION/PROGRAM/PROJ./REV./SCOPE	FY 2023	FY 2024	FY 2025	FY 2026	FY 2027	FY 2028	TOTAL
TRANSPORTATION							
AIR TRANSPORTATION							
STINSON - BUILDING MODIFICATIONS-FY26							
STINSON REVOLVING FUND	0	0	0	50	0	0	50
TEXAS DEPARTMENT OF TRANSPORTATION	0	0	0	50	0	0	50
Total	**0**	**0**	**0**	**100**	**0**	**0**	**100**

Council District(s)

CW

Project (33-03330) - This project is led by the Texas Department of Transportation to administer the RAMP grant which provides for basic improvements to the Stinson Airport such as hangar enhancements, fencing, or other airside and landside needs.

STINSON - BUILDING MODIFICATIONS-FY27							
STINSON REVOLVING FUND	0	0	0	0	50	0	50
TEXAS DEPARTMENT OF TRANSPORTATION	0	0	0	0	50	0	50
Total	**0**	**0**	**0**	**0**	**100**	**0**	**100**

Council District(s)

CW

Project (33-03331) - This project is led by the Texas Department of Transportation to administer the RAMP grant which provides for basic improvements to the Stinson Airport such as hangar enhancements, fencing, or other airside and landside needs.

STINSON - TAXIWAY DELTA							
STINSON REVOLVING FUND	50	0	501	0	0	0	551
Total	**50**	**0**	**501**	**0**	**0**	**0**	**551**

Council District(s)

CW

Project (33-00334) - As identified during the master planning process, the centerline-to-centerline separation between Runway 09-27 and Taxiway D will be increased to 240 feet in order to bring Runway 09-27 in compliance with ARC B-II standards. This project will involve construction of new pavement, removal of existing pavement, and modification of the existing connector taxiways along Runway 09-27 to properly align with the relocated Taxiway D pavement.

STINSON - TERMINAL ROOF REPLACEMENT							
STINSON REVOLVING FUND	1,149	1,676	0	0	0	0	2,825
Total	**1,149**	**1,676**	**0**	**0**	**0**	**0**	**2,825**

Council District(s)

CW

Project (33-00091) - Install a new roof and second floor patio area in the Terminal Building of the Stinson Municipal Airport.

STINSON-SSF 9/27 SEALANT							
STINSON REVOLVING FUND	1,107	0	0	0	0	0	1,107
Total	**1,107**	**0**	**0**	**0**	**0**	**0**	**1,107**

Council District(s)

CW

Project (33-00297) - This project installs Seal Coat and Airfield Pavement Marking to Runway 9/27 at Stinson Airport.

FUNCTION/PROGRAM/PROJ./REV./SCOPE	FY 2023	FY 2024	FY 2025	FY 2026	FY 2027	FY 2028	TOTAL
TRANSPORTATION							
AIR TRANSPORTATION							
TA-PHASE III-TA ROOF							
INTERIM AIRPORT FINANCING	2,873	0	0	0	0	0	2,873
Total	**2,873**	**0**	**0**	**0**	**0**	**0**	**2,873**

Council District(s)
CW

Project (33-00328) - This project installs a new barrel roof, installs a new flat roof on the concourses, and installs new barrel roof windows at Terminal A of the San Antonio International Airport (SAT).

TERMINAL A ELECTRICAL SYSTEM EXPANSION							
INTERIM AIRPORT FINANCING	542	1,084	542	0	0	0	2,168
Total	**542**	**1,084**	**542**	**0**	**0**	**0**	**2,168**

Council District(s)
CW

Project (33-00253) - Installation of new 4,000 amp Fuse Type Switch Boards with Breaker Type Switch Boards. Currently no space for any Electrical Connections to the Switch Board and there is no available room on the walls or floor space to add any Electrical and meet the NEC Code. This project will install new Switch Boards to new Breaker Type Boards, thus allowing room to expand with new Breakers for future projects.

TERMINAL A GROUND LOADING FACILITY							
AIRPORT PASSENGER FACILITY CHARGE	1,612	21,049	2,339	0	0	0	25,000
Total	**1,612**	**21,049**	**2,339**	**0**	**0**	**0**	**25,000**

Council District(s)
CW

Project (33-00340) - Project includes 3 new ground loading gates to provide additional gate capacity during the design and construction of Terminal C.

TERMINAL A NEW IDF ROOM							
INTERIM AIRPORT FINANCING	546	435	1,193	1,253	0	0	3,427
Total	**546**	**435**	**1,193**	**1,253**	**0**	**0**	**3,427**

Council District(s)
CW

Project (33-00331) - This project will construct a new communications room located on the nonsecure side of the ticketing lobby. This project will install new horizontal cabling routed to new communications rooms, and decommissions legacy communications rooms.

TERMINAL DEVELOPMENT PROGRAM ENVIRONMENT							
INTERIM AIRPORT FINANCING	1,858	0	0	0	0	0	1,858
Total	**1,858**	**0**	**0**	**0**	**0**	**0**	**1,858**

Council District(s)
CW

Project (33-00343) - This project includes federal National Environmental Policy Act (NEPA) documentation required for the Terminal C program.

TOTAL AIR TRANSPORTATION	**44,759**	**75,052**	**49,620**	**29,147**	**7,805**	**7,000**	**213,383**

FUNCTION/PROGRAM/PROJ./REV./SCOPE	FY 2023	FY 2024	FY 2025	FY 2026	FY 2027	FY 2028	TOTAL
TRANSPORTATION							
STREETS							
ABE LINCOLN SHARED USE PATH							
GENERAL FUND	900	0	0	0	0	0	900
Total	**900**	**0**	**0**	**0**	**0**	**0**	**900**

Council District(s)

7 8

Project (23-04065) - Abe Lincoln (Horn to Eckert : Construction of 2-way bike path in residential area using available ROW on east side of road. Install connecting Bike Lane on Spring Time/Horn.

ATD FY 2023 AUDIBLE PEDS							
ADVANCED TRANSPORTATION DISTRICT	170	0	0	0	0	0	170
Total	**170**	**0**	**0**	**0**	**0**	**0**	**170**

Council District(s)

CW

Project (23-04074) - This project provides funding for voice indication for improved safety of sight-impaired pedestrians at crosswalks. Audibly indicates location of activation button and when the desired crossing has been given a green signal. Installs seven Audible Peds.

ATD FY 2023 BIKE FACILITIES							
ADVANCED TRANSPORTATION DISTRICT	1,000	0	0	0	0	0	1,000
Total	**1,000**	**0**	**0**	**0**	**0**	**0**	**1,000**

Council District(s)

CW

Project (46-00009) - This project provides funding for the planning, design, and construction of bike facility projects.

ATD FY 2023 INTELLIGENT TRAFFIC SYSTEM							
ADVANCED TRANSPORTATION DISTRICT	600	0	0	0	0	0	600
Total	**600**	**0**	**0**	**0**	**0**	**0**	**600**

Council District(s)

CW

Project (23-04073) - Annual maintenance of KITS Central Traffic Management System and to perform traffic signal studies related to weather and event management.

ATD FY 2023 ITSD TRAFFIC SIGNAL COMMUNICATIONS							
ADVANCED TRANSPORTATION DISTRICT	700	0	0	0	0	0	700
Total	**700**	**0**	**0**	**0**	**0**	**0**	**700**

Council District(s)

CW

Project (23-04072) - This project provides funding for upgrades to Traffic Signal Communications System hardware.

ATD FY 2023 SIDEWALKS							
ADVANCED TRANSPORTATION DISTRICT	12,500	0	0	0	0	0	12,500
GENERAL FUND	6,000	0	0	0	0	0	6,000
Total	**18,500**	**0**	**0**	**0**	**0**	**0**	**18,500**

Council District(s)

CW

Project (23-04071) - This project provides funding for the construction of sidewalks where there are gaps in sidewalk coverage.

FUNCTION/PROGRAM/PROJ./REV./SCOPE	FY 2023	FY 2024	FY 2025	FY 2026	FY 2027	FY 2028	TOTAL
TRANSPORTATION							
STREETS							
COMMERCE STREET (FRIO STREET TO SANTA ROSA STREET)							
TREE PRESERVATION FUND	665	0	0	0	0	0	665
Total	**665**	**0**	**0**	**0**	**0**	**0**	**665**

Council District(s)

CW 1

Project (23-01569) - This project provides funding to reconstruct Commerce from Santa Rosa to Frio. Includes pedestrian amenities, and streetscape improvements as appropriate and within available funding. This is a continuation of the 2012 Bond Program project.

DISTRICT 10 INFRASTRUCTURE IMPROVEMENTS							
GENERAL FUND	69	91	0	0	0	0	160
UNISSUED TAX NOTES	1,000	0	0	0	0	0	1,000
Total	**1,069**	**91**	**0**	**0**	**0**	**0**	**1,160**

Council District(s)

10

Project (23-04100) - General improvements for the design and/or construction of streets, drainage, and other capital improvements on City facilities that meet the eligibility requirements.

DISTRICT 3 INFRASTRUCTURE IMPROVEMENTS							
UNISSUED TAX NOTES	1,000	0	0	0	0	0	1,000
Total	**1,000**	**0**	**0**	**0**	**0**	**0**	**1,000**

Council District(s)

3

Project (23-04091) - General improvements for the design and/or construction of streets, drainage, and other capital improvements on City facilities that meet the eligibility requirements.

DISTRICT 4 PEDESTRIAN MOBILITY							
UNISSUED TAX NOTES	650	0	0	0	0	0	650
Total	**650**	**0**	**0**	**0**	**0**	**0**	**650**

Council District(s)

4

Project (23-04093) - Construct pedestrian mobility projects which may include new sidewalks, pedestrian crossings, ramps and other associated pedestrian improvements.

DISTRICT 5 PED MOBILITY & AREA ST IMPV							
UNISSUED TAX NOTES	650	0	0	0	0	0	650
Total	**650**	**0**	**0**	**0**	**0**	**0**	**650**

Council District(s)

5

Project (23-04094) - Construct pedestrian mobility projects which may include new sidewalks, pedestrian crossings, ramps and other associated pedestrian enhancements within available funding located near Rosedale Park, and at the intersections of Quintana and W. Southcross and Brazos Street and Frio City Road.

FUNCTION/PROGRAM/PROJ./REV./SCOPE	FY 2023	FY 2024	FY 2025	FY 2026	FY 2027	FY 2028	TOTAL
TRANSPORTATION							
STREETS							
DISTRICT 6 INFRASTRUCTURE IMPROVEMENTS							
UNISSUED TAX NOTES	1,000	0	0	0	0	0	1,000
Total	**1,000**	**0**	**0**	**0**	**0**	**0**	**1,000**

Council District(s)
6

Project (23-04096) - General improvements for the design and/or construction of streets, drainage, and other capital improvements on City facilities that meet the eligibility requirements.

DISTRICT 7 ST. CLOUD IMPROVEMENTS							
UNISSUED TAX NOTES	1,000	0	0	0	0	0	1,000
Total	**1,000**	**0**	**0**	**0**	**0**	**0**	**1,000**

Council District(s)
7

Project (23-04097) - Construct infrastructure improvements on St. Cloud (Bandera Road to Babcock Road) to include roadway rehabilitation/reprofiling, sidewalks, and other pedestrian amenities and enhancements.

DISTRICT 8 PEDESTRIAN MOBILITY							
UNISSUED TAX NOTES	1,000	0	0	0	0	0	1,000
Total	**1,000**	**0**	**0**	**0**	**0**	**0**	**1,000**

Council District(s)
8

Project (23-04098) - Construct pedestrian mobility projects which may include new sidewalks, pedestrian crossings, ramps and other associated pedestrian enhancements within available funding on Orsinger Lane, Donroe Place, Tupelo Lane and Kyle Seale Parkway.

DISTRICT 9 INFRASTRUCTURE IMPROVEMENTS							
UNISSUED TAX NOTES	1,000	0	0	0	0	0	1,000
Total	**1,000**	**0**	**0**	**0**	**0**	**0**	**1,000**

Council District(s)
9

Project (23-04099) - General improvements for the design and/or construction of streets, drainage, and other capital improvements on City facilities that meet the eligibility requirements.

FY 2023 SCHOOL PEDESTRIAN SAFETY							
GENERAL FUND	1,000	0	0	0	0	0	1,000
Total	**1,000**	**0**	**0**	**0**	**0**	**0**	**1,000**

Council District(s)
CW

Project (23-04079) - This project provides funding for the installation or maintenance of School Zone Markings, School Zone Signs, School Zone Flashers, and installation of new School Zone Flashers across San Antonio.

FY 2023 TRAFFIC CALMING							
GENERAL FUND	1,000	0	0	0	0	0	1,000
Total	**1,000**	**0**	**0**	**0**	**0**	**0**	**1,000**

Council District(s)
CW

Project (23-04080) - This project will provide funding to implement a comprehensive Traffic Calming Program including planning, design, and construction of traffic calming projects.

FUNCTION/PROGRAM/PROJ./REV./SCOPE	FY 2023	FY 2024	FY 2025	FY 2026	FY 2027	FY 2028	TOTAL
TRANSPORTATION							
STREETS							
FY 2023 VISION ZERO							
GENERAL FUND	1,000	0	0	0	0	0	1,000
Total	**1,000**	**0**	**0**	**0**	**0**	**0**	**1,000**

Council District(s)

CW

Project (46-00010) - This project will provide public outreach, public safety infrastructure improvements, and engineering studies of high crash corridors and intersections for future improvements.

FY 2023 WARRANTED SIGNALS							
UNISSUED CERTIFICATES OF OBLIGATION	2,760	0	0	0	0	0	2,760
Total	**2,760**	**0**	**0**	**0**	**0**	**0**	**2,760**

Council District(s)

CW

Project (23-04084) - Construction of 6 signals warranted in FY 2021 and designed in FY 2022 and the design of 4 signals warranted in FY 2022.

HAYS STREET BRIDGE STRUCTURAL REPAIRS							
GENERAL FUND	600	0	0	0	0	0	600
Total	**600**	**0**	**0**	**0**	**0**	**0**	**600**

Council District(s)

2

Project (23-04070) - This project provides funding for structural repairs to Hays St Bridge

MARKET ST CYCLE TRACK (MKT - IH35 - IH37)							
GENERAL FUND	1,890	0	0	0	0	0	1,890
Total	**1,890**	**0**	**0**	**0**	**0**	**0**	**1,890**

Council District(s)

1

Project (23-04062) - Construct 2 way Cycle track.

MID BLOCK CROSSINGS - VISION ZERO							
UNISSUED CERTIFICATES OF OBLIGATION	0	3,760	0	0	0	0	3,760
Total	**0**	**3,760**	**0**	**0**	**0**	**0**	**3,760**

Council District(s)

CW

Project (46-00008) - This project provides funding for the design and construction of 26 mid-block crossings across nine council districts to address severe pedestrian injury areas. These streets include Zarzamora (Cincinnati to Guadalupe), Culebra (General McMullen to Navidad), WW White (Hunnicutt to Creekmoor), Pleasanton (Kendalia to Amber), Zarzamora (Culberson to Military), Marbach (Horal to Loop 410), Fredericksburg (Bluemel to Winnetka), and Blanco (Patricia to Parliament).

FUNCTION/PROGRAM/PROJ./REV./SCOPE	FY 2023	FY 2024	FY 2025	FY 2026	FY 2027	FY 2028	TOTAL
TRANSPORTATION							
STREETS							
N FRIO BIKE AND PED IMPROVEMENTS							
GENERAL FUND	2,200	0	0	0	0	0	2,200
Total	**2,200**	**0**	**0**	**0**	**0**	**0**	**2,200**

Council District(s)
5

Project (23-04063) - Frio (Houston to IH110) : Construct bike lane or cycle track, sidewalks and improved pedestrian connections to Centro Park.

PINN ROAD SHARED USE							
GENERAL FUND	1,260	0	0	0	0	0	1,260
Total	**1,260**	**0**	**0**	**0**	**0**	**0**	**1,260**

Council District(s)
6

Project (23-04064) - Pinn Road(SH 151 to US 90) Construct shared use path with markings and signage.

RIVER WALK - SIDEWALKS RENOVATION							
GENERAL FUND	1,600	0	0	0	0	0	1,600
Total	**1,600**	**0**	**0**	**0**	**0**	**0**	**1,600**

Council District(s)
1

Project (19-00036) - Renovation of sidewalks in North channel of River Walk, refurbuishing to ADA compliance standards

RIVER WALK - STAIR CASE RENOVATION							
GENERAL FUND	850	0	0	0	0	0	850
Total	**850**	**0**	**0**	**0**	**0**	**0**	**850**

Council District(s)
1

Project (19-00037) - Renovation of staircase on the River Walk, behind Mexican Manhattan, to include structural integrity assessment, accessibility and restoration of staircase.

S ALAMO (MARKET STREET TO E CESAR E. CHAVEZ BOULEVARD)							
2017 GO STREET IMPROVEMENT BOND	7,562	0	0	0	0	0	7,562
TREE PRESERVATION FUND	750	0	0	0	0	0	750
Total	**8,312**	**0**	**0**	**0**	**0**	**0**	**8,312**

Council District(s)
CW 1

Project (23-01609) - This project provides funding for reconstruct Alamo St. from Market to César E. Chávez. Includes pedestrian amenities and enhancements as appropriate and within available funding.

SAN SABA STREET (NUEVA STREET TO MARTIN STREET)							
TREE PRESERVATION FUND	232	0	0	0	0	0	232
Total	**232**	**0**	**0**	**0**	**0**	**0**	**232**

Council District(s)
CW 1

Project (23-01607) - This project provides funding for roadway improvements on San Saba from Nueva to Martin. Includes pedestrian amenities and enhancements as appropriate and within available funding.

FUNCTION/PROGRAM/PROJ./REV./SCOPE	FY 2023	FY 2024	FY 2025	FY 2026	FY 2027	FY 2028	TOTAL
TRANSPORTATION							
STREETS							
SANTA ROSA STREET (CÉSAR E. CHÁVEZ BOULEVARD TO MARTIN STREET)							
TREE PRESERVATION FUND	844	0	0	0	0	0	844
Total	**844**	**0**	**0**	**0**	**0**	**0**	**844**

Council District(s)

CW 1

Project (23-01608) - This project provides funding for reconstruction of Santa Rosa from César E. Chávez to Martin. Includes pedestrian amenities and enhancements as appropriate and within available funding.

STREET MAINTENANCE PROGRAM							
ADVANCED TRANSPORTATION DISTRICT	3,300	4,300	4,300	4,300	4,300	4,300	24,800
RIGHT OF WAY FUND	1,000	0	0	0	0	0	1,000
UNISSUED CERTIFICATES OF OBLIGATION	36,380	36,380	36,380	36,380	36,380	36,380	218,280
UNISSUED TAX NOTES	22,000	22,000	22,000	22,000	22,000	22,000	132,000
Total	**62,680**	**62,680**	**62,680**	**62,680**	**62,680**	**62,680**	**376,080**

Council District(s)

CW

Project (23-01480) - This project provides funding for the Annual Street Maintenance Program.

TXDOT ROW PROJECTS							
GENERAL FUND	200	0	0	0	0	0	200
Total	**200**	**0**	**0**	**0**	**0**	**0**	**200**

Council District(s)

8

Project (23-04061) - In accordance with Texas Administrative Code Title 43, Part 1, Chapter 15 Subchapter E, Rule 15.52 & 15.55 a joint participation agreement and monetary contribution is required on certain State highway improvement projects that require acquisition of right of way or utility adjustments.

TOTAL STREETS	**116,332**	**66,531**	**62,680**	**62,680**	**62,680**	**62,680**	**433,583**
TOTAL TRANSPORTATION	**161,091**	**141,583**	**112,300**	**91,827**	**70,485**	**69,680**	**646,966**
GRAND TOTAL	**344,686**	**250,970**	**174,611**	**126,748**	**93,184**	**94,196**	**1,084,395**

Appropriation Plan
Table 5

Table 5-Appropriation Plan

CAPITAL IMPROVEMENTS PROGRAM BY REVENUE SOURCE
For FY 2023 Through FY 2028
(Dollars in Thousands)

REVENUE SOURCE/DEPARTMENT/PROJECT	FY 2023	FY 2024	FY 2025	FY 2026	FY 2027	FY 2028	TOTAL
2017 GO STREET IMPROVEMENT BOND							
PUBLIC WORKS							
S ALAMO (MARKET STREET TO E CESAR E. CHAVEZ BOULEVARD)	7,562	0	0	0	0	0	7,562
TOTAL PUBLIC WORKS	7,562	0	0	0	0	0	7,562
TOTAL 2017 GO STREET IMPROVEMENT BOND	**7,562**	**0**	**0**	**0**	**0**	**0**	**7,562**
ADVANCED TRANSPORTATION DISTRICT							
PUBLIC WORKS							
ATD FY 2023 AUDIBLE PEDS	170	0	0	0	0	0	170
ATD FY 2023 INTELLIGENT TRAFFIC SYSTEM	600	0	0	0	0	0	600
ATD FY 2023 ITSD TRAFFIC SIGNAL COMMUNICATIONS	700	0	0	0	0	0	700
ATD FY 2023 SIDEWALKS	12,500	0	0	0	0	0	12,500
STREET MAINTENANCE PROGRAM	3,300	4,300	4,300	4,300	4,300	4,300	24,800
TOTAL PUBLIC WORKS	17,270	4,300	4,300	4,300	4,300	4,300	38,770
TRANSPORTATION DEPARTMENT							
ATD FY 2023 BIKE FACILITIES	1,000	0	0	0	0	0	1,000
TOTAL TRANSPORTATION DEPARTMENT	1,000	0	0	0	0	0	1,000
TOTAL ADVANCED TRANSPORTATION DISTRICT	**18,270**	**4,300**	**4,300**	**4,300**	**4,300**	**4,300**	**39,770**
AIRPORT IMPROVEMENT & CONTINGENCY FUND							
AVIATION							
STINSON - AIRFIELD GENERATOR BLDG RECONSTRUCTION	1,575	583	0	0	0	0	2,158
TOTAL AVIATION	1,575	583	0	0	0	0	2,158
TOTAL AIRPORT IMPROVEMENT & CONTINGENCY FUND	**1,575**	**583**	**0**	**0**	**0**	**0**	**2,158**
AIRPORT INFRASTRUCTURE GRANT							
AVIATION							
AIRFIELD PMMP UPDATE-FY2022	48	0	0	0	0	0	48
EMERGENCY RESPONSE ROAD RECONSTRUCTION-PKG 4	4,014	1,003	0	0	0	0	5,017

REVENUE SOURCE/DEPARTMENT/PROJECT	FY 2023	FY 2024	FY 2025	FY 2026	FY 2027	FY 2028	TOTAL
RUNWAY 13R-31L SAFETY ENHANCEMENTS	2,525	0	0	0	0	0	2,525
TOTAL AVIATION	6,587	1,003	0	0	0	0	7,590
TOTAL AIRPORT INFRASTRUCTURE GRANT	**6,587**	**1,003**	**0**	**0**	**0**	**0**	**7,590**
AIRPORT PASSENGER FACILITY CHARGE							
AVIATION							
TERMINAL A GROUND LOADING FACILITY	1,612	21,049	2,339	0	0	0	25,000
TOTAL AVIATION	1,612	21,049	2,339	0	0	0	25,000
TOTAL AIRPORT PASSENGER FACILITY CHARGE	**1,612**	**21,049**	**2,339**	**0**	**0**	**0**	**25,000**
CUSTOMER FACILITY CHARGE							
AVIATION							
CONRAC UPGRADES	1,915	542	0	0	0	0	2,457
TOTAL AVIATION	1,915	542	0	0	0	0	2,457
TOTAL CUSTOMER FACILITY CHARGE	**1,915**	**542**	**0**	**0**	**0**	**0**	**2,457**
DEVELOPMENT SERVICES FUND							
BUILDING & EQUIPMENT SERVICES							
ONE STOP HVAC REPLACEMENT	1,500	0	0	0	0	0	1,500
TOTAL BUILDING & EQUIPMENT SERVICES	1,500	0	0	0	0	0	1,500
DEVELOPMENT SERVICES							
ONE STOP BUILDING ENHANCEMENTS	682	0	0	0	0	0	682
TOTAL DEVELOPMENT SERVICES	682	0	0	0	0	0	682
TOTAL DEVELOPMENT SERVICES FUND	**2,182**	**0**	**0**	**0**	**0**	**0**	**2,182**
GENERAL FUND							
BUILDING & EQUIPMENT SERVICES							
FY23 EAST PD UNDERGROUND STORAGE TANK REPLACEMENT	1,100	0	0	0	0	0	1,100
ROOF REPLACEMENT AND REPAIR	3,353	0	0	0	0	0	3,353
TOTAL BUILDING & EQUIPMENT SERVICES	4,453	0	0	0	0	0	4,453
CENTER CITY DEVELOPMENT & OPTS							
RIVER WALK - SIDEWALKS RENOVATION	1,600	0	0	0	0	0	1,600
RIVER WALK - STAIR CASE RENOVATION	850	0	0	0	0	0	850
TOTAL CENTER CITY DEVELOPMENT & OPTS	2,450	0	0	0	0	0	2,450
PARKS AND RECREATION							
FY23 SCHEDULE MAINTENANCE FOR PARKS	5,000	0	0	0	0	0	5,000

REVENUE SOURCE/DEPARTMENT/PROJECT	FY 2023	FY 2024	FY 2025	FY 2026	FY 2027	FY 2028	TOTAL
JAPANESE TEA GARDEN INFRASTRUCTURE	225	0	0	0	0	0	225
TOTAL PARKS AND RECREATION	5,225	0	0	0	0	0	5,225
PUBLIC WORKS							
ABE LINCOLN SHARED USE PATH	900	0	0	0	0	0	900
ACS EMERGENCY OVERFLOW &TRANSPORT KENNEL	1,200	0	0	0	0	0	1,200
ATD FY 2023 SIDEWALKS	6,000	0	0	0	0	0	6,000
BROOK HOLLOW LIBRARY PARKING LOT	792	0	0	0	0	0	792
CASA BUILDING RENOVATION	343	457	0	0	0	0	800
CITY TOWER	300	0	0	0	0	0	300
CITY-OWNED CULTURAL FACILITIES IMPROVEMENTS	700	0	0	0	0	0	700
DISTRICT 10 INFRASTRUCTURE IMPROVEMENTS	69	91	0	0	0	0	160
FY 2023 SCHOOL PEDESTRIAN SAFETY	1,000	0	0	0	0	0	1,000
FY 2023 TRAFFIC CALMING	1,000	0	0	0	0	0	1,000
HAYS STREET BRIDGE STRUCTURAL REPAIRS	600	0	0	0	0	0	600
MARKET ST CYCLE TRACK (MKT - IH35 - IH37)	1,890	0	0	0	0	0	1,890
MEMORIAL BRANCH LIBRARY	300	0	0	0	0	0	300
N FRIO BIKE AND PED IMPROVEMENTS	2,200	0	0	0	0	0	2,200
PINN ROAD SHARED USE	1,260	0	0	0	0	0	1,260
PUBLIC SAFETY WAREHOUSE	9,000	0	0	0	0	0	9,000
TXDOT ROW PROJECTS	200	0	0	0	0	0	200
TOTAL PUBLIC WORKS	27,754	548	0	0	0	0	28,302
TRANSPORTATION DEPARTMENT							
FY 2023 VISION ZERO	1,000	0	0	0	0	0	1,000
TOTAL TRANSPORTATION DEPARTMENT	1,000	0	0	0	0	0	1,000
TOTAL GENERAL FUND	**40,882**	**548**	**0**	**0**	**0**	**0**	**41,430**
HOT REDEMPTION AND CAPITAL FUND							
ALAMODOME							
ALAMODOME ACP SHADE STRUCTURES	0	0	518	0	0	0	518
ALAMODOME ARENA FLOOR BOXES	290	0	0	0	0	0	290
ALAMODOME ARENA PA	1,809	0	0	0	0	0	1,809
ALAMODOME BOILER REPLACEMENT	488	0	0	0	0	0	488
ALAMODOME BOXING IMPROVEMENTS	500	0	0	0	0	0	500

REVENUE SOURCE/DEPARTMENT/PROJECT	FY 2023	FY 2024	FY 2025	FY 2026	FY 2027	FY 2028	TOTAL
ALAMODOME CURTAINS	0	0	0	0	186	0	186
ALAMODOME DIGITAL DISPLAYS	0	0	0	0	0	22,013	22,013
ALAMODOME EXPANSION JOINTS	0	775	0	0	0	0	775
ALAMODOME EXTERIOR COLOR SYSTEM	222	0	0	0	0	0	222
ALAMODOME FALL ARREST SYSTEM	273	0	0	0	0	0	273
ALAMODOME FIXED SEATING REPLACEMENT	0	0	0	4,840	0	0	4,840
ALAMODOME FOOTBALL IMPROVEMENTS	0	0	0	1,500	0	0	1,500
ALAMODOME FOOTBALL TURF	0	0	0	1,029	0	0	1,029
ALAMODOME HEB PLAZA & MEDIA CENTER	442	0	0	0	0	0	442
ALAMODOME IMPROVEMENTS	1,546	9,404	518	763	0	0	12,231
ALAMODOME LOADING DOCK VEHICULAR GATE	100	0	0	0	0	0	100
ALAMODOME METAL DETECTORS	0	0	745	0	0	0	745
ALAMODOME NETWORK PERIMETER EXTENSION	224	0	0	0	0	0	224
ALAMODOME OPERATING & MAINTENANCE	3,514	997	2,051	717	1,805	1,682	10,766
ALAMODOME ROOF REPLACEMENT	0	650	4,751	5,000	0	0	10,401
ALAMODOME SOCCER TURF	1,300	0	0	0	0	0	1,300
ALAMODOME SOUTH PLAZA LIGHTING	0	0	0	1,433	0	0	1,433
ALAMODOME SOUTHWEST LIFT STATIONS	216	0	0	0	0	0	216
ALAMODOME STAGE REPLACEMENT	273	0	0	0	0	0	273
ALAMODOME STRUCTURAL REPAIRS	5,533	4,000	0	0	0	0	9,533
ALAMODOME TURF COVER	1,232	0	0	0	0	0	1,232
ALAMODOME UPPER LEVEL SEATING	0	0	0	303	0	0	303
ALAMODOME WAREHOUSE	0	0	560	0	0	0	560
ALAMODOME WATER HEATER REPLACEMENT	120	0	0	0	0	0	120
ALAMODOME WAYFINDING SIGNAGE	95	0	0	0	0	333	428
ALAMODOME WI-FI REPLACEMENT	0	0	2,300	0	0	0	2,300
TOTAL ALAMODOME	18,177	15,826	11,443	15,585	1,991	24,028	87,050
CONVENTION FACILITIES							
HBGCC OPERATING & MAINTENANCE	4,000	9,822	1,385	469	324	82	16,082
LILA COCKRELL THEATRE UPGRADE	430	2,611	636	0	0	0	3,677
TOTAL CONVENTION FACILITIES	4,430	12,433	2,021	469	324	82	19,759
TOTAL HOT REDEMPTION AND CAPITAL FUND	**22,607**	**28,259**	**13,464**	**16,054**	**2,315**	**24,110**	**106,809**

REVENUE SOURCE/DEPARTMENT/PROJECT	FY 2023	FY 2024	FY 2025	FY 2026	FY 2027	FY 2028	TOTAL
INSURANCE PROCEEDS							
BUILDING & EQUIPMENT SERVICES							
ROOF REPLACEMENT AND REPAIR	6,449	0	0	0	0	0	6,449
TOTAL BUILDING & EQUIPMENT SERVICES	6,449	0	0	0	0	0	6,449
TOTAL INSURANCE PROCEEDS	**6,449**	**0**	**0**	**0**	**0**	**0**	**6,449**
INTERIM AIRPORT FINANCING							
AVIATION							
AIRPORT DATA MANAGEMENT SYSTEM (ADMS)	1,135	0	0	0	0	0	1,135
AIRPORT PLANNING SERVICES	819	295	213	0	0	0	1,327
BAGGAGE HANDLING SYSTEM EXPANSION	3,808	19,554	22,636	6,874	0	0	52,872
CCTV/ACS SYSTEM REPLACEMENT	1,192	0	1,034	0	0	0	2,226
COMPUTERIZED MAINTENANCE MANAGEMENT SYSTEM	985	0	0	0	0	0	985
EMERGENCY RESPONSE ROAD RECONSTRUCTION-PKG 4	1,672	0	0	0	0	0	1,672
EXECUTIVE PROGRAM MANAGER	902	1,263	1,316	934	334	343	5,092
MASTER ARCHITECT	5,684	11,368	6,974	5,509	5,509	4,744	39,788
NETWORK EOL REPLACEMENT	1,000	1,980	1,980	2,700	0	0	7,660
OUTSIDE PLANT CAMPUS IT RING	368	331	2,732	4,303	0	0	7,734
PROGRAM MANAGEMENT/CONSTRUCTION MANAGEMENT	3,365	7,067	7,358	7,368	1,862	1,913	28,933
RECONSTRUCT & DECOUPLE RUNWAY 13R/31L	1,688	0	0	0	0	0	1,688
RELOCATE EMPLOYEE PARKING	495	156	82	0	0	0	733
RELOCATION OF VEHICLE GATE 20	436	365	0	0	0	0	801
RON AIRCRAFT PARKING	513	287	201	106	0	0	1,107
RTR-F	340	3,102	0	0	0	0	3,442
RUNWAY 13R-31L SAFETY ENHANCEMENTS	152	1,671	0	0	0	0	1,823
RW 4/22 CENTERLINE LIGHTING CIRCUIT REPLACEMENT	127	0	0	0	0	0	127
SKYPLACE ROAD RECONSTRUCTION	164	1,141	419	0	0	0	1,724
TA-PHASE III-TA ROOF	2,873	0	0	0	0	0	2,873
TERMINAL A ELECTRICAL SYSTEM EXPANSION	542	1,084	542	0	0	0	2,168
TERMINAL A NEW IDF ROOM	546	435	1,193	1,253	0	0	3,427
TERMINAL DEVELOPMENT PROGRAM ENVIRONMENT	1,858	0	0	0	0	0	1,858
TOTAL AVIATION	30,664	50,099	46,680	29,047	7,705	7,000	171,195
TOTAL INTERIM AIRPORT FINANCING	**30,664**	**50,099**	**46,680**	**29,047**	**7,705**	**7,000**	**171,195**

REVENUE SOURCE/DEPARTMENT/PROJECT	FY 2023	FY 2024	FY 2025	FY 2026	FY 2027	FY 2028	TOTAL
MUNICIPAL FACILITIES CORPORATION							
PARKS AND RECREATION							
2022 EDWARDS AQUIFER PROTECTION PROGRAM	10,000	0	0	0	0	0	10,000
TOTAL PARKS AND RECREATION	10,000	0	0	0	0	0	10,000
TOTAL MUNICIPAL FACILITIES CORPORATION	**10,000**	**0**	**0**	**0**	**0**	**0**	**10,000**
PROP 2 - 2010 PARKS DEVELOPMENT & EXPANSION VENUE							
PARKS AND RECREATION							
CITYWIDE CREEKWAY TRAIL DEVELOPMENT	230	0	0	0	0	0	230
TOTAL PARKS AND RECREATION	230	0	0	0	0	0	230
TOTAL PROP 2 - 2010 PARKS DEVELOPMENT & EXPANSION VENUE	**230**	**0**	**0**	**0**	**0**	**0**	**230**
PROP 2 - 2015 PARKS DEVELOPMENT AND EXPANSION VENUE							
PARKS AND RECREATION							
BEITEL CREEK (SALADO TO BRIARGLEN)	100	0	0	0	0	0	100
CITYWIDE CREEKWAY TRAIL DEVELOPMENT	1,457	0	0	0	0	0	1,457
FT. SAM HOUSTON TRAIL (JOHN JAMES PARK TO JACK WHITE PARK)	500	0	0	0	0	0	500
LEON CREEK (QUINTANA RD TO I-35)	653	0	0	0	0	0	653
LEON CREEK (THE RIM TO RAYMOND RUSSELL PARK)	500	0	0	0	0	0	500
RENOVATION OF CREEKWAY PROJECT IMPROVEMENT	620	0	0	0	0	0	620
SALADO CREEK - PARK, LANDSCAPE AND URBAN	200	0	0	0	0	0	200
TRAIL CONNECTIONS, PARKING AND OTHER ENHANCEMENTS	350	0	0	0	0	0	350
TOTAL PARKS AND RECREATION	4,380	0	0	0	0	0	4,380
TOTAL PROP 2 - 2015 PARKS DEVELOPMENT AND EXPANSION VENUE	**4,380**	**0**	**0**	**0**	**0**	**0**	**4,380**
RIGHT OF WAY FUND							
PUBLIC WORKS							
STREET MAINTENANCE PROGRAM	1,000	0	0	0	0	0	1,000
TOTAL PUBLIC WORKS	1,000	0	0	0	0	0	1,000
TOTAL RIGHT OF WAY FUND	**1,000**	**0**	**0**	**0**	**0**	**0**	**1,000**

REVENUE SOURCE/DEPARTMENT/PROJECT	FY 2023	FY 2024	FY 2025	FY 2026	FY 2027	FY 2028	TOTAL
STINSON REVOLVING FUND							
AVIATION							
STINSON - BUILDING MODIFICATIONS-FY23	50	0	0	0	0	0	50
STINSON - BUILDING MODIFICATIONS-FY24	0	50	0	0	0	0	50
STINSON - BUILDING MODIFICATIONS-FY25	0	0	50	0	0	0	50
STINSON - BUILDING MODIFICATIONS-FY26	0	0	0	50	0	0	50
STINSON - BUILDING MODIFICATIONS-FY27	0	0	0	0	50	0	50
STINSON - TAXIWAY DELTA	50	0	501	0	0	0	551
STINSON - TERMINAL ROOF REPLACEMENT	1,149	1,676	0	0	0	0	2,825
STINSON-SSF 9/27 SEALANT	1,107	0	0	0	0	0	1,107
TOTAL AVIATION	2,356	1,726	551	50	50	0	4,733
TOTAL STINSON REVOLVING FUND	**2,356**	**1,726**	**551**	**50**	**50**	**0**	**4,733**
STORM WATER OPERATING FUND							
PUBLIC WORKS							
ANNIE AREA INTERIM DRAINAGE IMPROVEMENTS	100	0	0	0	0	0	100
CHURCHILL AVE AREA DRAINAGE IMPROVEMENTS	1,500	0	0	0	0	0	1,500
FY 2023 CORRUGATED METAL PIPE (CMP) PROGRAM	2,000	0	0	0	0	0	2,000
INTERIM PEMBROKE DRAINAGE IMPROVEMENTS	530	0	0	0	0	0	530
MENCHACA STREET DRAINAGE IMPROVEMENTS	300	0	0	0	0	0	300
MICHAEL DRAINAGE IMPROVEMENTS	31	0	0	0	0	0	31
TOTAL PUBLIC WORKS	4,461	0	0	0	0	0	4,461
TOTAL STORM WATER OPERATING FUND	**4,461**	**0**	**0**	**0**	**0**	**0**	**4,461**
STORM WATER REGIONAL FACILITIES FUND							
PUBLIC WORKS							
OLMOS DAM IMPROVEMENTS	150	0	0	0	0	0	150
TOTAL PUBLIC WORKS	150	0	0	0	0	0	150
TOTAL STORM WATER REGIONAL FACILITIES FUND	**150**	**0**	**0**	**0**	**0**	**0**	**150**
STORM WATER REVENUE BONDS							
PUBLIC WORKS							
MICHAEL DRAINAGE IMPROVEMENTS	319	0	0	0	0	0	319
TOTAL PUBLIC WORKS	319	0	0	0	0	0	319
TOTAL STORM WATER REVENUE BONDS	**319**	**0**	**0**	**0**	**0**	**0**	**319**

REVENUE SOURCE/DEPARTMENT/PROJECT	FY 2023	FY 2024	FY 2025	FY 2026	FY 2027	FY 2028	TOTAL
TEXAS DEPARTMENT OF TRANSPORTATION							
AVIATION							
STINSON - BUILDING MODIFICATIONS-FY23	50	0	0	0	0	0	50
STINSON - BUILDING MODIFICATIONS-FY24	0	50	0	0	0	0	50
STINSON - BUILDING MODIFICATIONS-FY25	0	0	50	0	0	0	50
STINSON - BUILDING MODIFICATIONS-FY26	0	0	0	50	0	0	50
STINSON - BUILDING MODIFICATIONS-FY27	0	0	0	0	50	0	50
TOTAL AVIATION	50	50	50	50	50	0	250
TOTAL TEXAS DEPARTMENT OF TRANSPORTATION	**50**	**50**	**50**	**50**	**50**	**0**	**250**
TEXAS PUBLIC FACILITY CORPORATION							
CONVENTION FACILITIES							
HBGCC DANCE FLOOR	114	0	0	0	0	0	114
HBGCC HVAC UNITS	2,748	0	0	0	0	0	2,748
HBGCC LIGHTING PANELS	437	0	0	0	0	0	437
HBGCC MERIDA PLAZA RESTROOMS	0	85	490	0	0	0	575
HBGCC PARK ENTRANCE REMODEL	0	0	35	366	0	0	401
HBGCC SECURITY CAMERAS	0	531	0	0	0	0	531
HBGCC SKY JACK	127	0	0	0	0	0	127
HBGCC SPIDER LIFT	0	0	0	0	0	406	406
HBGCC UNISEX RESTROOMS	0	0	19	105	0	0	124
HBGCC VERTICAL TRANSPORTATION	2,000	6,806	0	0	0	0	8,806
HBGCC VIDEO WALL	0	0	0	189	0	0	189
HBGCC WEST BUILDING ENCASED SPACE	1,750	14,950	1,000	0	0	0	17,700
HBGCC WHEEL CHAIR LIFTS	152	0	0	0	0	0	152
TOTAL CONVENTION FACILITIES	7,328	22,372	1,544	660	0	406	32,310
TOTAL TEXAS PUBLIC FACILITY CORPORATION	**7,328**	**22,372**	**1,544**	**660**	**0**	**406**	**32,310**
TREE PRESERVATION FUND							
PUBLIC WORKS							
COMMERCE STREET (FRIO STREET TO SANTA ROSA STREET)	665	0	0	0	0	0	665
S ALAMO (MARKET STREET TO E CESAR E. CHAVEZ BOULEVARD)	750	0	0	0	0	0	750
SAN SABA STREET (NUEVA STREET TO MARTIN STREET)	232	0	0	0	0	0	232

REVENUE SOURCE/DEPARTMENT/PROJECT	FY 2023	FY 2024	FY 2025	FY 2026	FY 2027	FY 2028	TOTAL
SANTA ROSA STREET (CÉSAR E. CHÁVEZ BOULEVARD TO MARTIN STREET)	844	0	0	0	0	0	844
TOTAL PUBLIC WORKS	2,491	0	0	0	0	0	2,491
TOTAL TREE PRESERVATION FUND	**2,491**	**0**	**0**	**0**	**0**	**0**	**2,491**
UNISSUED CERTIFICATES OF OBLIGATION							
ALAMODOME							
NELSON WOLFF STADIUM	6,250	0	0	0	0	0	6,250
TOTAL ALAMODOME	6,250	0	0	0	0	0	6,250
ITSD							
FINANCIAL SYSTEM UPGRADE	10,000	26,000	19,000	0	0	0	55,000
TOTAL ITSD	10,000	26,000	19,000	0	0	0	55,000
PUBLIC WORKS							
FIRE STATION 21 REPLACEMENT	12,500	0	0	0	0	0	12,500
FIRE STATION 52 REPLACEMENT	6,500	0	0	0	0	0	6,500
FIRE STATION 53 REPLACEMENT	6,500	0	0	0	0	0	6,500
FY 2023 WARRANTED SIGNALS	2,760	0	0	0	0	0	2,760
MAIN PLAZA	4,500	0	0	0	0	0	4,500
N. NEW BRAUNFELS (AUSTIN HWY TO LARKWOOD) DESIGN ONLY	1,000	0	0	0	0	0	1,000
RESERVE FOR FUTURE CAPITAL PROJECTS	3,000	7,000	0	0	0	0	10,000
SAPD ACADEMY - TACTICS & FIREARMS BLDG	5,000	0	0	0	0	0	5,000
STREET MAINTENANCE PROGRAM	36,380	36,380	36,380	36,380	36,380	36,380	218,280
TRAINING ACADEMY - DRIVING TRACK IMPROVEMENTS	16,000	0	0	0	0	0	16,000
TRAINING ACADEMY - PARKING EXPANSION	1,100	0	0	0	0	0	1,100
TOTAL PUBLIC WORKS	95,240	43,380	36,380	36,380	36,380	36,380	284,140
TRANSPORTATION DEPARTMENT							
MID BLOCK CROSSINGS - VISION ZERO	0	3,760	0	0	0	0	3,760
TOTAL TRANSPORTATION DEPARTMENT	0	3,760	0	0	0	0	3,760
TOTAL UNISSUED CERTIFICATES OF OBLIGATION	**111,490**	**73,140**	**55,380**	**36,380**	**36,380**	**36,380**	**349,150**
UNISSUED SELF SUPPORTING CERTIFICATES OF OBLIGATION							
PARKS AND RECREATION							
GOLF COURSE IMPROVEMENTS	4,000	0	4,000	0	4,000	0	12,000
TOTAL PARKS AND RECREATION	4,000	0	4,000	0	4,000	0	12,000
TOTAL UNISSUED SELF SUPPORTING CERTIFICATES OF OBLIGATION	**4,000**	**0**	**4,000**	**0**	**4,000**	**0**	**12,000**

REVENUE SOURCE/DEPARTMENT/PROJECT	FY 2023	FY 2024	FY 2025	FY 2026	FY 2027	FY 2028	TOTAL
UNISSUED TAX NOTES							
BUILDING & EQUIPMENT SERVICES							
CITYWIDE FACILITY NEEDS	5,000	5,000	5,000	5,000	5,000	0	25,000
TOTAL BUILDING & EQUIPMENT SERVICES	5,000	5,000	5,000	5,000	5,000	0	25,000
ITSD							
CLOUD SERVICES & OPERATIONS STRATEGY	1,000	1,000	0	0	0	0	2,000
IT INFRASTRUCTURE REPLACEMENT	3,905	6,634	5,186	5,182	0	0	20,907
NEW TECHNOLOGY PROJECTS	6,500	5,000	5,000	5,000	5,000	0	26,500
PUBLIC SAFETY FACILITIES INFRASTRUCTURE IMPROVEMENTS	2,425	455	955	1,377	0	0	5,212
SECURITY AND CYBER PROJECTS II	1,846	1,357	1,778	1,648	0	0	6,629
TOTAL ITSD	15,676	14,446	12,919	13,207	5,000	0	61,248
LIBRARY							
GUERRA LIBRARY IMPROVEMENTS	600	0	0	0	0	0	600
JOHNSTON HVAC REPLACEMENT	200	0	0	0	0	0	200
PAN AMERICAN HVAC REPLACEMENT	200	0	0	0	0	0	200
TOTAL LIBRARY	1,000	0	0	0	0	0	1,000
PARKS AND RECREATION							
DISTRICT 2 COMMUNITY GARDEN	250	0	0	0	0	0	250
DISTRICT 4 PEARSALL PARK SOLAR WALK	350	0	0	0	0	0	350
TOTAL PARKS AND RECREATION	600	0	0	0	0	0	600
POLICE							
HELICOPTER REPLACEMENT	0	6,384	6,384	0	6,384	0	19,152
PSHQ TRAINING ROOMS AV EQUIPMENT	250	0	0	0	0	0	250
TOTAL POLICE	250	6,384	6,384	0	6,384	0	19,402
PUBLIC WORKS							
DISTRICT 1 WESTFALL CAMPUS	1,000	0	0	0	0	0	1,000
DISTRICT 10 INFRASTRUCTURE IMPROVEMENTS	1,000	0	0	0	0	0	1,000
DISTRICT 2 PROPERTY ACQUISITION	750	0	0	0	0	0	750
DISTRICT 3 INFRASTRUCTURE IMPROVEMENTS	1,000	0	0	0	0	0	1,000
DISTRICT 4 PEDESTRIAN MOBILITY	650	0	0	0	0	0	650
DISTRICT 5 DRAINAGE IMPROVEMENTS	350	0	0	0	0	0	350
DISTRICT 5 PED MOBILITY & AREA ST IMPV	650	0	0	0	0	0	650

REVENUE SOURCE/DEPARTMENT/PROJECT	FY 2023	FY 2024	FY 2025	FY 2026	FY 2027	FY 2028	TOTAL
DISTRICT 6 INFRASTRUCTURE IMPROVEMENTS	1,000	0	0	0	0	0	1,000
DISTRICT 7 ST. CLOUD IMPROVEMENTS	1,000	0	0	0	0	0	1,000
DISTRICT 8 PEDESTRIAN MOBILITY	1,000	0	0	0	0	0	1,000
DISTRICT 9 INFRASTRUCTURE IMPROVEMENTS	1,000	0	0	0	0	0	1,000
SAPD K9 FACILITY RELOCATION	2,200	0	0	0	0	0	2,200
STREET MAINTENANCE PROGRAM	22,000	22,000	22,000	22,000	22,000	22,000	132,000
TOTAL PUBLIC WORKS	33,600	22,000	22,000	22,000	22,000	22,000	143,600
TOTAL UNISSUED TAX NOTES	**56,126**	**47,830**	**46,303**	**40,207**	**38,384**	**22,000**	**250,850**
Grand Total	**344,686**	**251,501**	**174,611**	**126,748**	**93,184**	**94,196**	**1,084,926**